

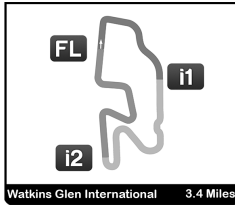


Sahlen's Six Hours of The Glen

Watkins Glen International / 3.4 miles
June 25 - 28, 2026 / Watkins Glen, New York



IMSA WeatherTech SportsCar Championship



IMSA WeatherTech SportsCar Championship Sahlen's Six Hours of The Glen Practice 2

Track Limits Analysis

No	Driver	Team	T.L. Nr	Turn	Lap	Time	
1	Connor De Phillippi	Paul Miller Racing	1	T8	9	10:40:56.561	
1	Neil Verhagen	Paul Miller Racing	2	T10	19	11:09:10.273	
1	Neil Verhagen	Paul Miller Racing	3	T8	20	11:10:40.667	
						Total Infractions:	3
3	Antonio Garcia	Corvette Racing by Pratt Miller Motorsports	1	T1	20	11:08:54.965	
3	Alexander Sims	Corvette Racing by Pratt Miller Motorsports	2	T1	32	11:32:25.332	
						Total Infractions:	2
4	Nicky Catsburg	Corvette Racing by Pratt Miller Motorsports	1	T1	7	10:34:50.797	
4	Nicky Catsburg	Corvette Racing by Pratt Miller Motorsports	2	T10	19	11:00:20.805	
						Total Infractions:	2
5	Kaylen Frederick	JDC-Miller MotorSports	1	T8	17	10:55:21.335	
						Total Infractions:	1
8	John Farano	Tower Motorsports	1	T8	6	10:15:50.164	
						Total Infractions:	1
9	Andrea Caldarelli	Pfaff Motorsports	1	T8	2	10:23:38.791	
9	Andrea Caldarelli	Pfaff Motorsports	2	T8	3	10:25:26.830	
9	Andrea Caldarelli	Pfaff Motorsports	3	T10	4	10:27:33.306	
9	Andrea Caldarelli	Pfaff Motorsports	4	T10	7	10:37:56.341	
9	Andrea Caldarelli	Pfaff Motorsports	5	T10	8	10:39:43.906	
9	Andrea Caldarelli	Pfaff Motorsports	6	T10	14	10:56:31.444	
9	Andrea Caldarelli	Pfaff Motorsports	7	T1	35	11:38:04.535	
						Total Infractions:	7
12	Frankie Montecalvo	Vasser Sullivan Racing w/Dreyer & Reinbold	1	T8	9	10:42:31.061	
12	Frankie Montecalvo	Vasser Sullivan Racing w/Dreyer & Reinbold	2	T1	10	10:43:08.689	
12	Frankie Montecalvo	Vasser Sullivan Racing w/Dreyer & Reinbold	3	T8	11	10:46:05.832	
12	Frankie Montecalvo	Vasser Sullivan Racing w/Dreyer & Reinbold	4	T1	12	10:46:42.096	
12	Frankie Montecalvo	Vasser Sullivan Racing w/Dreyer & Reinbold	5	T10	17	11:05:15.744	
						Total Infractions:	5
13	Matthew Bell	13 Autosport	1	T10	14	10:36:16.108	
13	Matthew Bell	13 Autosport	2	T1	15	10:36:36.196	
13	Matthew Bell	13 Autosport	3	T1	16	10:38:23.162	
13	Matthew Bell	13 Autosport	4	T10	41	11:40:17.704	
13	Matthew Bell	13 Autosport	5	T1	46	11:47:53.370	
						Total Infractions:	5
14	Jack Hawksworth	Vasser Sullivan Racing w/Dreyer & Reinbold	1	T1	12	10:45:54.162	
14	Ben Barnicoat	Vasser Sullivan Racing w/Dreyer & Reinbold	2	T10	31	11:31:04.638	
						Total Infractions:	2
21	Antonio Fuoco	Af Corse Usa	1	T8	3	10:26:12.863	
21	Antonio Fuoco	Af Corse Usa	2	T8	9	10:40:28.995	
						Total Infractions:	2
023	Robert Megennis	Triarsi Competizione	1	T1	9	10:39:19.859	
023	Onofrio Triarsi	Triarsi Competizione	2	T8	18	11:00:28.397	
023	Onofrio Triarsi	Triarsi Competizione	3	T1	26	11:18:23.198	
023	Onofrio Triarsi	Triarsi Competizione	4	T1	27	11:20:10.930	
						Total Infractions:	4
25	Philipp Eng	BMW M Team WRT	1	T8	9	10:40:33.358	
25	Marco Wittmann	BMW M Team WRT	2	T1	35	11:42:27.867	



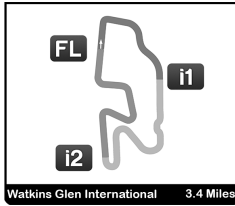


Sahlen's Six Hours of The Glen

Watkins Glen International / 3.4 miles
June 25 - 28, 2026 / Watkins Glen, New York



IMSA WeatherTech SportsCar Championship



IMSA WeatherTech SportsCar Championship Sahlen's Six Hours of The Glen Practice 2

Track Limits Analysis

No	Driver	Team	T.L. Nr	Turn	Lap	Time	Total Infractions:
							2
27	Tom Gamble	Heart of Racing Team	1	T1	30	11:49:05.171	1
28	Dillon Machavern	Rs1	1	T8	20	10:53:00.292	3
28	Dillon Machavern	Rs1	2	T8	33	11:22:25.672	
28	Jan Heylen	Rs1	3	T1	41	11:37:56.102	
31	Jack Aitken	Cadillac Whelen	1	T8	32	11:27:47.136	1
033	James Calado	Triarsi Competizione	1	T1	12	10:46:26.162	4
033	James Calado	Triarsi Competizione	2	T8	12	10:47:36.198	
033	James Calado	Triarsi Competizione	3	T1	17	10:58:32.929	
033	Riccardo Agostini	Triarsi Competizione	4	T1	33	11:31:46.533	
34	Lorenzo Patrese	Conquest Racing	1	T10	29	11:28:43.041	2
34	Lorenzo Patrese	Conquest Racing	2	T8	34	11:46:15.906	
36	Charlie Eastwood	DXDT Racing	1	T1	9	10:38:39.160	5
36	Charlie Eastwood	DXDT Racing	2	T8	10	10:41:37.127	
36	Salih Yoluc	DXDT Racing	3	T10	21	11:10:28.739	
36	Mason Filippi	DXDT Racing	4	T10	29	11:28:15.043	
36	Mason Filippi	DXDT Racing	5	T10	32	11:33:39.303	
37	Jon Field	Intersport Racing	1	T8	4	10:12:20.323	3
37	Jon Field	Intersport Racing	2	T8	8	10:18:53.828	
37	Seth Lucas	Intersport Racing	3	T8	17	10:51:15.961	
44	Spencer Pumpelly	Magnus Racing	1	T10	38	11:40:40.505	1
45	Trent Hindman	Wayne Taylor Racing	1	T1	17	11:01:23.627	2
45	Graham Doyle	Wayne Taylor Racing	2	T10	19	11:09:18.974	
52	Parker Thompson	Bryan Herta Autosport with PR1/Mathiasen	1	T8	13	10:36:17.453	1
57	Russell Ward	WINWARD RACING	1	T10	11	10:52:13.834	2
57	Philip Ellis	WINWARD RACING	2	T1	30	11:30:04.366	
59	Max Esterson	RLL Team McLaren	1	T1	10	10:40:58.158	2
59	Max Esterson	RLL Team McLaren	2	T10	35	11:42:14.904	
60	Colin Braun	Acura Meyer Shank Racing w/Curb Agajanian	1	T8	28	11:26:31.505	1
62	Daniel Serra	Risi Competizione	1	T8	11	10:44:56.400	2
62	Daniel Serra	Risi Competizione	2	T8	12	10:46:43.565	



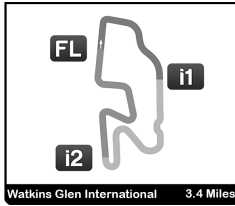


Sahlen's Six Hours of The Glen

Watkins Glen International / 3.4 miles
June 25 - 28, 2026 / Watkins Glen, New York



IMSA WeatherTech SportsCar Championship



IMSA WeatherTech SportsCar Championship Sahlen's Six Hours of The Glen Practice 2

Track Limits Analysis

No	Driver	Team	T.L. Nr	Turn	Lap	Time	Total Infractions:
62	Daniel Serra	Risi Competizione	3	T10	40	11:46:18.476	<input type="text" value="3"/>
64	Ben Barker	Ford Racing	1	T10	23	11:16:35.974	<input type="text" value="1"/>
65	Christopher Mies	Ford Racing	1	T1	11	10:45:45.298	<input type="text" value="2"/>
65	Frederic Verusch	Ford Racing	2	T8	23	11:18:31.169	
66	Corey Lewis	Gradient Racing	1	T1	43	11:46:19.640	<input type="text" value="2"/>
66	Corey Lewis	Gradient Racing	2	T1	44	11:48:08.475	
068	Valentin Hasse Clot	Car Blanche	1	T10	12	10:49:32.537	<input type="text" value="1"/>
70	Ollie Millroy	Inception Racing	1	T1	18	10:42:40.622	<input type="text" value="3"/>
70	Ollie Millroy	Inception Racing	2	T8	22	10:55:41.567	
70	Jaxon Evans	Inception Racing	3	T1	30	11:13:58.398	
77	Harry King	AO Racing	1	T1	11	10:43:33.457	<input type="text" value="1"/>
80	Lin Hoenius	Lone Star Racing	1	T10	19	11:05:03.210	<input type="text" value="2"/>
80	Scott Andrews	Lone Star Racing	2	T1	35	11:39:03.201	
93	Renger van der Zande	Acura Meyer Shank Racing w/Curb Agajanian	1	T10	25	11:24:05.934	<input type="text" value="1"/>
96	Patrick Gallagher	Turner Motorsport	1	T1	6	10:36:30.794	<input type="text" value="1"/>
99	PJ Hyett	AO Racing	1	T8	7	10:16:26.197	<input type="text" value="1"/>
120	Adam Adelson	Wright Motorsports	1	T1	13	10:46:38.030	<input type="text" value="2"/>
120	Adam Adelson	Wright Motorsports	2	T1	19	11:01:21.393	
911	Loek Hartog	Manthey	1	T1	19	10:59:35.130	<input type="text" value="2"/>
911	Klaus Bachler	Manthey	2	T1	39	11:37:19.403	
912	Riccardo Pera	Manthey 1St Phorm	1	T1	20	10:47:49.827	<input type="text" value="5"/>
912	Richard Lietz	Manthey 1St Phorm	2	T8	26	11:01:37.196	
912	Richard Lietz	Manthey 1St Phorm	3	T1	29	11:05:47.968	
912	Ryan Hardwick	Manthey 1St Phorm	4	T10	39	11:27:44.507	
912	Riccardo Pera	Manthey 1St Phorm	5	T1	48	11:44:38.874	

Published at:

TOTAL TRACK LIMITS: 91



@IMSA



@IMSA_RACING



PROUD PARTNER



@IMSA



IMSA Official