

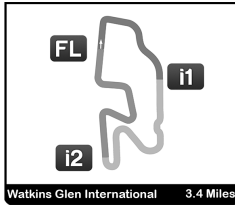


Sahlen's Six Hours of The Glen

Watkins Glen International / 3.4 miles
June 25 - 28, 2026 / Watkins Glen, New York



IMSA WeatherTech SportsCar Championship



IMSA WeatherTech SportsCar Championship Sahlen's Six Hours of The Glen Practice 1

Track Limits Analysis

No	Driver	Team	T.L. Nr	Turn	Lap	Time	Total Infractions:
1	Neil Verhagen	Paul Miller Racing	1	T1	5	11:36:05.501	3
1	Neil Verhagen	Paul Miller Racing	2	T1	11	11:55:19.969	
1	Connor De Phillippi	Paul Miller Racing	3	T8	26	12:31:24.619	
2	Hunter McElrea	United Autosports USA	1	T8	3	11:30:18.814	1
3	Alexander Sims	Corvette Racing by Pratt Miller Motorsports	1	T1	13	12:20:33.833	3
3	Alexander Sims	Corvette Racing by Pratt Miller Motorsports	2	T1	18	12:35:13.174	
3	Antonio Garcia	Corvette Racing by Pratt Miller Motorsports	3	T8	26	12:52:40.530	
04	Alex Quinn	Crowdstrike Racing by APR	1	T8	4	12:28:41.956	2
04	George Kurtz	Crowdstrike Racing by APR	2	T8	13	12:52:53.396	
4	Nicky Catsburg	Corvette Racing by Pratt Miller Motorsports	1	T10	22	12:20:46.519	5
4	Nicky Catsburg	Corvette Racing by Pratt Miller Motorsports	2	T8	24	12:24:07.993	
4	Nicky Catsburg	Corvette Racing by Pratt Miller Motorsports	3	T8	25	12:25:55.325	
4	Nicky Catsburg	Corvette Racing by Pratt Miller Motorsports	4	T1	30	12:33:41.744	
4	Nicky Catsburg	Corvette Racing by Pratt Miller Motorsports	5	T1	38	12:52:57.381	
7	Felipe Nasr	Porsche Penske Motorsport	1	T1	37	12:49:48.173	1
12	Aaron Telitz	Vasser Sullivan Racing w/Dreyer & Reinbold	1	T8	10	11:55:15.221	3
12	Frankie Montecalvo	Vasser Sullivan Racing w/Dreyer & Reinbold	2	T1	30	12:47:19.710	
12	Frankie Montecalvo	Vasser Sullivan Racing w/Dreyer & Reinbold	3	T8	33	12:53:54.963	
13	Matthew Bell	13 Autosport	1	T1	7	11:39:57.866	2
13	Matthew Bell	13 Autosport	2	T10	16	12:11:30.718	
14	Ben Barnicoat	Vasser Sullivan Racing w/Dreyer & Reinbold	1	T1	7	11:43:45.472	3
14	Ben Barnicoat	Vasser Sullivan Racing w/Dreyer & Reinbold	2	T1	17	12:11:35.499	
14	Jack Hawksworth	Vasser Sullivan Racing w/Dreyer & Reinbold	3	T10	23	12:26:27.156	
16	Felipe Fraga	Myers Riley Motorsports	1	T1	6	11:38:24.996	3
16	Jenson Alizman	Myers Riley Motorsports	2	T1	21	12:14:44.705	
16	Jenson Alizman	Myers Riley Motorsports	3	T8	25	12:23:14.026	
18	Naveen Rao	Era Motorsport	1	T10	30	12:45:22.424	1
22	Paul Di Resta	United Autosports USA	1	T1	10	11:40:31.897	1
023	Onofrio Triarsi	Triarsi Competizione	1	T8	5	11:36:49.553	3
023	Onofrio Triarsi	Triarsi Competizione	2	T1	8	11:41:02.696	
023	Onofrio Triarsi	Triarsi Competizione	3	T1	12	11:53:09.737	
023	Kenton Koch	Triarsi Competizione	4	T10	25	12:22:34.893	
023	Kenton Koch	Triarsi Competizione	5	T1	33	12:35:27.008	
023	Kenton Koch	Triarsi Competizione	6	T10	35	12:47:07.022	



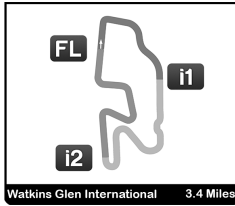


Sahlen's Six Hours of The Glen

Watkins Glen International / 3.4 miles
June 25 - 28, 2026 / Watkins Glen, New York



IMSA WeatherTech SportsCar Championship



IMSA WeatherTech SportsCar Championship Sahlen's Six Hours of The Glen Practice 1

Track Limits Analysis

No	Driver	Team	T.L. Nr	Turn	Lap	Time	
						Total Infractions:	6
27	Zacharie Robichon	Heart of Racing Team	1	T8	8	11:40:51.215	
27	Tom Gamble	Heart of Racing Team	2	T10	27	12:48:35.555	
27	Tom Gamble	Heart of Racing Team	3	T1	28	12:48:55.441	
						Total Infractions:	3
28	Jan Heylen	Rs1	1	T1	3	11:30:22.092	
28	Jan Heylen	Rs1	2	T8	3	11:31:32.846	
28	Jan Heylen	Rs1	3	T1	4	11:32:09.389	
28	Jan Heylen	Rs1	4	T1	5	11:33:56.874	
28	Jan Heylen	Rs1	5	T1	6	11:35:47.199	
						Total Infractions:	5
033	Riccardo Agostini	Triarsi Competizione	1	T1	14	11:56:42.801	
						Total Infractions:	1
34	Lorenzo Patrese	Conquest Racing	1	T1	15	12:13:51.541	
						Total Infractions:	1
36	Salih Yoluc	DXDT Racing	1	T1	19	12:16:15.671	
						Total Infractions:	1
37	Seth Lucas	Intersport Racing	1	T8	17	12:06:50.923	
37	Jon Field	Intersport Racing	2	T10	32	12:41:05.786	
						Total Infractions:	2
44	Mario Farnbacher	Magnus Racing	1	T8	29	12:43:03.060	
						Total Infractions:	1
52	Parker Thompson	Bryan Herta Autosport with PR1/Mathiasen	1	T8	17	12:10:50.119	
						Total Infractions:	1
57	Russell Ward	WINWARD RACING	1	T1	7	11:37:56.897	
57	Russell Ward	WINWARD RACING	2	T8	7	11:39:07.516	
57	Philip Ellis	WINWARD RACING	3	T8	12	11:55:44.654	
57	Philip Ellis	WINWARD RACING	4	T8	36	12:47:55.459	
57	Philip Ellis	WINWARD RACING	5	T10	37	12:49:59.521	
						Total Infractions:	5
59	Max Esterson	RLL Team McLaren	1	T1	8	11:42:08.196	
						Total Infractions:	1
62	Davide Rigon	Risi Competizione	1	T1	9	11:41:23.728	
62	Daniel Serra	Risi Competizione	2	T1	31	12:34:19.444	
						Total Infractions:	2
64	Ben Barker	Ford Racing	1	T8	10	12:13:26.325	
						Total Infractions:	1
65	Christopher Mies	Ford Racing	1	T8	16	12:12:05.751	
65	Christopher Mies	Ford Racing	2	T8	17	12:21:12.918	
65	Christopher Mies	Ford Racing	3	T1	18	12:21:51.698	
						Total Infractions:	3
66	Jake Walker	Gradient Racing	1	T1	6	11:38:26.396	
66	Jake Walker	Gradient Racing	2	T1	7	11:40:15.762	



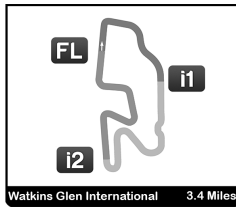


Sahlen's Six Hours of The Glen

Watkins Glen International / 3.4 miles
June 25 - 28, 2026 / Watkins Glen, New York



IMSA WeatherTech SportsCar Championship



IMSA WeatherTech SportsCar Championship Sahlen's Six Hours of The Glen Practice 1

Track Limits Analysis

No	Driver	Team	T.L. Nr	Turn	Lap	Time	Total Infractions:
							2
068	Marius Fossard	Car Blanche	1	T1	38	12:53:07.979	1
70	Brendan Iribe	Inception Racing	1	T1	21	12:14:29.506	2
70	Ollie Millroy	Inception Racing	2	T1	35	12:51:06.803	
77	Nick Tandy	AO Racing	1	T1	9	11:43:57.969	3
77	Nick Tandy	AO Racing	2	T1	10	11:45:45.032	
77	Harry King	AO Racing	3	T10	16	12:07:19.721	
80	Scott Andrews	Lone Star Racing	1	T8	10	12:09:33.487	1
81	Casper Stevenson	DragonSpeed	1	T8	24	12:31:29.152	2
81	Henrik Hedman	DragonSpeed	2	T8	29	12:43:55.495	
93	Renger van der Zande	Acura Meyer Shank Racing w/Curb Agajanian	1	T8	35	12:43:32.895	1
96	Francis Selldorff	Turner Motorsport	1	T1	16	12:52:23.173	1
99	PJ Hyett	AO Racing	1	T8	30	12:31:27.186	2
99	Jonny Edgar	AO Racing	2	T8	36	12:43:32.895	
120	Tom Sargent	Wright Motorsports	1	T1	4	11:31:23.328	5
120	Tom Sargent	Wright Motorsports	2	T1	10	11:42:10.459	
120	Adam Adelson	Wright Motorsports	3	T1	19	12:10:29.934	
120	Adam Adelson	Wright Motorsports	4	T10	20	12:13:49.427	
120	Adam Adelson	Wright Motorsports	5	T8	26	12:24:27.159	
911	Klaus Bachler	Manthey	1	T1	3	11:31:54.658	3
911	Loek Hartog	Manthey	2	T1	36	12:38:33.575	
911	Loek Hartog	Manthey	3	T10	41	12:49:38.455	
912	Riccardo Pera	Manthey 1St Phorm	1	T8	13	11:56:11.888	2
912	Ryan Hardwick	Manthey 1St Phorm	2	T1	27	12:24:59.842	

Published at:

TOTAL TRACK LIMITS: 86



@IMSA



@IMSA_RACING



PROUD PARTNER



@IMSA



IMSA Official