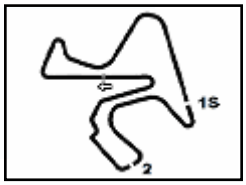

Super Trofeo NORTH AMERICA - Analysis Race 1

Jerez 4.428 m

Start at 12:29'36.171

101 Wayne Taylor Racing w Andretti (1'50.350)

Lap	Seg.1	Seg.2	Seg.3	Lap Time	km/h	Local Time
			Danny Formal			
1		1'02.173	1'11.036	3'23.668	100,5	12:32'59.839
2	46.584	34.748	42.316	2'03.648	223,6	12:35'03.487
3	45.702	33.987	39.387	1'59.076	225,5	12:37'02.563
4	44.408	32.857	38.839	1'56.104	228,8	12:38'58.667
5	43.946	32.821	38.273	1'55.040	227,8	12:40'53.707
6	42.939	31.965	37.741	1'52.645	229,8	12:42'46.352
7	42.450	32.240	37.523	1'52.213	229,8	12:44'38.565
8	42.401	31.514	37.276	1'51.191	229,8	12:46'29.756
9	42.437	31.545	**36.960**	1'50.942	230,3	12:48'20.698
10	41.931	**31.243**	37.176	**1'50.350**	230,8	12:50'11.048
11	41.979	31.568	37.461	1'51.008	230,3	12:52'02.056
			Ryan Norman			
12	**41.683**	31.378	1'56.674	3'09.735P	230,3	12:55'11.791
13	49.692	33.779	39.018	2'02.489P	226,4	12:57'14.280
14	44.673	33.117	38.219	1'56.009	229,3	12:59'10.289
15	44.604	32.353	38.365	1'55.322	**231,3**	13:01'05.611
16	43.795	32.097	38.640	1'54.532	**231,3**	13:03'00.143
17	1'13.616	53.753	54.329	3'01.698	79,4	13:06'01.841
18	1'09.870	41.794	58.131	2'49.795	173,1	13:08'51.636
19	1'12.535	38.545	47.377	2'38.457	131,7	13:11'30.093
20	46.394	32.124	39.673	1'58.191	227,4	13:13'28.284
21	1'06.649	49.663	59.931	2'56.243	118,0	13:16'24.527
22	1'10.593	37.734	44.117	2'32.444	152,5	13:18'56.971
23	50.733	40.716	48.073	2'19.522	178,5	13:21'16.493
						Race Time 51'40.322

104 ANSA Motorsport (1'51.541)

Lap	Seg.1	Seg.2	Seg.3	Lap Time	km/h	Local Time
			Nicolas Jamin			
1		1'02.014	1'10.478	3'23.747	95,6	12:32'59.918
2	47.646			2'06.681	228,8	12:35'06.599
3				2'00.352		12:37'06.951
4				1'56.604		12:39'03.555
5	44.102	32.449	39.781	1'56.332	226,9	12:40'59.887
6	42.984	32.259	38.890	1'54.133	228,3	12:42'54.020
7	42.692	31.849	38.879	1'53.420	228,3	12:44'47.440
8	42.333	31.671	38.211	1'52.215	227,8	12:46'39.655
9	42.571	31.760	37.666	1'51.997	229,3	12:48'31.652
			Francisco Porto			
10	**41.964**	**31.482**	1'56.458	3'09.904P	229,3	12:51'41.556
11				1'59.481P		12:53'41.037
12				1'52.985		12:55'34.022
13				1'53.067		12:57'27.089
14				**1'51.541**		12:59'18.630
15				1'52.573		13:01'11.203
16	43.825	32.097	**36.755**	1'52.677	**231,3**	13:03'03.880
17	1'10.302	53.753	53.981	2'58.036	79,4	13:06'01.916
18	1'10.218	41.794	59.607	2'51.619	173,1	13:08'53.535
19	1'11.059	38.545	46.717	2'36.321	131,7	13:11'29.856
						Race Time 41'53.685

107 ANSA Motorsport (1'53.020)

Lap	Seg.1	Seg.2	Seg.3	Lap Time	km/h	Local Time
			Garrett Adams			
1		54.626	1'04.147	3'25.578	96,3	12:33'01.749
2	51.784	37.004	42.274	2'11.062	220,9	12:35'12.811
3	47.639	35.426	41.338	2'04.403	223,1	12:37'17.214
4	46.606	34.718	40.554	2'01.878	224,1	12:39'19.092
5	45.400	33.880	40.126	1'59.406	225,5	12:41'18.498
6	45.386	33.568	39.877	1'58.831	224,5	12:43'17.329
7	44.563	32.814	42.002	1'59.379	225,5	12:45'16.708
8	44.637	32.745	38.594	1'55.976	223,1	12:47'12.684
9	45.550	32.551	38.794	1'56.895	226,9	12:49'09.579
10	43.895	32.001	38.184	1'54.080	226,4	12:51'03.659
11	43.407	31.977	2'06.405	3'21.789P	226,9	12:54'25.448
12	48.766	31.968	**37.801**	1'58.535P	226,9	12:56'23.983
13	**43.067**	**31.959**	37.994	**1'53.020**	**227,4**	12:58'17.003
14	43.331	32.302	38.564	1'54.197	224,5	13:00'11.200
15	43.959	35.990	40.292	2'00.241	223,6	13:02'11.441
16	45.094	35.425	39.952	2'00.471	190,8	13:04'11.912
17	47.634	33.978	41.001	2'02.613	209,3	13:06'14.525
18	1'10.975	38.410	59.431	2'48.816	150,6	13:09'03.341
19	1'12.008	37.487	40.433	2'29.928	73,9	13:11'33.269
20	48.519	33.823	41.608	2'03.950	225,0	13:13'37.219
21	1'06.392	51.162	59.339	2'56.893	74,1	13:16'34.112
22	1'11.035	35.995	45.473	2'32.503	158,1	13:19'06.615
23	53.231	39.913	51.917	2'25.061	111,1	13:21'31.676
						Race Time 51'55.505

108 Wayne Taylor Racing w Andretti (1'50.559)

Lap	Seg.1	Seg.2	Seg.3	Lap Time	km/h	Local Time
			Nathan Stacy			
1		56.466	1'05.168	3'25.112	76,2	12:33'01.283
2	50.577	36.834	42.645	2'10.056	222,7	12:35'11.339
3	46.915	35.532	41.230	2'03.677	224,5	12:37'15.016
4	46.077	34.609	40.962	2'01.648	225,0	12:39'16.664
5	45.278	33.888	39.941	1'59.107	226,9	12:41'15.771
6	44.100	33.163	38.845	1'56.108	228,3	12:43'11.879
7	43.673	32.653	38.917	1'55.243	227,4	12:45'07.122
8	42.974	32.409	37.966	1'53.349	227,8	12:47'00.471
9	42.973	32.226	37.717	1'52.916	**229,3**	12:48'53.387
			Nicholas Persing			
10	43.002	32.693	1'59.344	3'15.039P	228,8	12:52'08.426
11	49.253	33.579	37.965	2'00.797P	227,8	12:54'09.223
12	42.626	31.373	37.510	1'51.509	**229,3**	12:56'00.732
13	43.131	31.292	37.795	1'52.218	228,8	12:57'52.950
14	**42.109**	**31.054**	**37.396**	**1'50.559**	228,8	12:59'43.509
15	42.456	34.333	40.190	1'56.979	227,8	13:01'40.488
16	46.377	33.866	39.252	1'59.495	225,0	13:03'39.983
17	45.105	50.064	54.065	2'29.234	165,6	13:06'09.217
18	1'10.319	40.330	58.389	2'49.038	119,7	13:08'58.255
19	1'11.928	37.667	43.130	2'32.725	114,4	13:11'30.980
20	45.755	32.419	39.910	1'58.084	225,5	13:13'29.064
21	1'06.409	49.965	59.826	2'56.200	110,7	13:16'25.264
22	1'10.379	37.874	43.850	2'32.103	162,9	13:18'57.367
23	51.433	40.485	48.619	2'20.537	183,7	13:21'17.904
						Race Time 51'41.733

109 PPM (1'55.300)

Lap	Seg.1	Seg.2	Seg.3	Lap Time	km/h	Local Time
			Wesley Slimp			
1		53.202	1'02.320	3'27.728	83,7	12:33'03.899
2	54.604	38.545	44.207	2'17.356	215,1	12:35'21.255
3	50.558	37.141	43.787	2'11.486	218,6	12:37'32.741
4	49.274	37.009	42.632	2'08.915	221,3	12:39'41.656
5	48.263	35.355	41.526	2'05.144	223,6	12:41'46.800
6	47.685	35.158	42.184	2'05.027	224,1	12:43'51.827
7	47.711	34.613	40.958	2'03.282	224,5	12:45'55.109
8	47.770	34.740	40.553	2'03.063	223,6	12:47'58.172
9	46.723	34.357	40.709	2'01.789	224,1	12:49'59.961
			Tyler Hoffman			
10	48.321	35.479	2'00.354	3'24.154P	223,1	12:53'24.115
11	49.979	33.386	39.191	2'02.556P	222,2	12:55'26.671

14/11/2024 P = Pits In/Out - C = Lap Time Cancelled

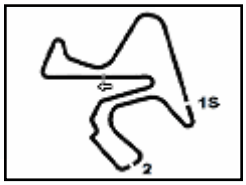

Super Trofeo NORTH AMERICA - Analysis Race 1

Jerez 4.428 m

Start at 12:29'36.171

12	44.627	**32.763**	38.683	1'56.073	225,5	12:57'22.744
13	44.262	33.018	**38.020**	**1'55.300**	223,6	12:59'18.044
14	**44.246**	32.936	38.169	1'55.351	**227,4**	13:01'13.395
15	45.112	32.859	38.871	1'56.842	223,6	13:03'10.237
16	1'05.958	53.638	54.963	2'54.559	83,0	13:06'04.796
17	1'10.000	40.913	58.847	2'49.760	150,6	13:08'54.556
18	1'12.047	38.028	45.834	2'35.909	100,9	13:11'30.465
19	47.637	33.557	40.336	2'01.530	223,1	13:13'31.995
20	1'05.748	50.624	59.928	2'56.300	114,4	13:16'28.295
21	1'10.531	37.451	43.968	2'31.950	173,6	13:19'00.245
22	51.450	41.238	48.536	2'21.224	196,0	13:21'21.469
						Race Time 51'45.298

110 Wayne Taylor Racing w Andretti (1'57.798)

Lap	Seg.1	Seg.2	Seg.3	Lap Time	km/h	Local Time
			Ashton Harrison			
1		53.324	1'04.525	3'26.816	73,5	12:33'02.987
2	52.449	38.075	43.734	2'14.258	217,7	12:35'17.245
3	48.317	35.613	42.091	2'06.021	223,1	12:37'23.266
4	47.744	35.286	41.383	2'04.413	222,7	12:39'27.679
5	46.701	34.712	40.669	2'02.082	224,1	12:41'29.761
6	45.995	34.174	39.845	2'00.014	224,5	12:43'29.775
7	45.327	33.603	39.044	1'57.974	225,5	12:45'27.749
8	45.286	33.885	39.289	1'58.460	225,5	12:47'26.209
9	45.015	33.473	39.310	**1'57.798**	**227,8**	12:49'24.007
10	44.958	34.032	39.349	1'58.339	227,4	12:51'22.346
11	44.995	33.471	39.970	1'58.436	225,9	12:53'20.782
12	**44.552**	33.822	1'57.073	3'15.447P	226,9	12:56'36.229
			Graham Doyle			
13	50.262	33.464	39.754	2'03.480P	225,9	12:58'39.709
14	45.569	**32.994**	39.581	1'58.144	226,4	13:00'37.853
15	45.407	34.010	39.962	1'59.379	224,5	13:02'37.232
16	45.974	34.081	39.572	1'59.627	224,5	13:04'36.859
17	45.619	33.931	39.470	1'59.020	224,5	13:06'35.879
18	54.266	38.718	58.568	2'31.552	113,3	13:09'07.431
19	1'11.082	38.552	**38.887**	2'28.521	71,4	13:11'35.952
20	46.972	34.243	42.478	2'03.693	225,5	13:13'39.645
21	1'06.226	51.860	59.152	2'57.238	99,1	13:16'36.883
22	1'10.993	37.398	44.134	2'32.525	141,7	13:19'09.408
23	54.024	39.469	50.275	2'23.768	143,0	13:21'33.176
						Race Time 51'57.005

112 ONE Motorsports (1'52.601)

Lap	Seg.1	Seg.2	Seg.3	Lap Time	km/h	Local Time
			Anthony Bullock			
1		52.957	1'04.263	3'27.016	80,1	12:33'03.187
2	51.045	37.791	43.228	2'12.064	220,0	12:35'15.251
3	48.347	35.915	42.060	2'06.322	220,4	12:37'21.573
4	46.852	34.941	41.495	2'03.288	222,7	12:39'24.861
5	46.333	34.038	41.205	2'01.576	225,0	12:41'26.437
6	46.021	33.716	39.698	1'59.435	224,5	12:43'25.872
7	44.258	32.887	39.228	1'56.373	225,9	12:45'22.245
8	44.496	32.821	38.797	1'56.114	225,5	12:47'18.359
9	44.061	33.299	38.620	1'55.980	225,9	12:49'14.339
10	43.607	32.619	38.439	1'54.665	226,9	12:51'09.004
11	43.515	32.364	1'59.732	3'15.611P	226,9	12:54'24.615
12	48.781	31.878	**37.977**	1'58.636P	226,9	12:56'23.251
13	**42.852**	**31.729**	38.020	**1'52.601**	**227,8**	12:58'15.852
14	43.515	32.406	38.530	1'54.451	225,9	13:00'10.303
15	43.882	35.475	39.505	1'58.862	223,1	13:02'09.165
16	46.102	35.357	40.503	2'01.962	203,0	13:04'11.127
17	46.326	34.056	41.872	2'02.254	219,1	13:06'13.381
18	1'09.543	39.692	58.889	2'48.124	110,5	13:09'01.505
19	1'12.481	36.611	41.389	2'30.481	79,6	13:11'31.986
20	48.274	33.122	41.912	2'03.308	223,1	13:13'35.294
21	1'05.823	50.821	59.510	2'56.154	111,6	13:16'31.448
22	1'11.287	36.269	45.690	2'33.246	173,6	13:19'04.694
23	52.411	40.749	51.869	2'25.029	155,6	13:21'29.723
						Race Time 51'53.552

114 Flying Lizards Motorsports (1'51.380)

Lap	Seg.1	Seg.2	Seg.3	Lap Time	km/h	Local Time
			Slade Stewart			
1		52.878	1'02.158	3'28.401	80,8	12:33'04.572
2	53.643	36.945	44.245	2'14.833	216,9	12:35'19.405
3	49.168	35.695	43.182	2'08.045	219,1	12:37'27.450
4	48.443	35.482	42.454	2'06.379	219,5	12:39'33.829
5	47.127	34.310	41.200	2'02.637	221,8	12:41'36.466
6	46.991	34.373	40.517	2'01.881	222,2	12:43'38.347
7	46.220	33.728	40.252	2'00.200	223,1	12:45'38.547
8	46.037	33.638	39.670	1'59.345	223,6	12:47'37.892
9	45.674	33.586	39.275	1'58.535	224,5	12:49'36.427
			Andy Lee			
10	45.182	33.923	2'02.507	3'21.612P	223,6	12:52'58.039
11	48.263	31.863	37.714	1'57.840P	226,4	12:54'55.879
12	42.964	31.546	37.806	1'52.316	227,8	12:56'48.195
13	**42.369**	31.817	38.555	1'52.741	**228,8**	12:58'40.936
14	43.043	**31.288**	**37.049**	**1'51.380**	226,4	13:00'32.316
15	43.302	32.605	39.506	1'55.413	225,5	13:02'27.729
16	45.817	33.720	38.199	1'57.736	218,6	13:04'25.465
17	45.964	32.141	37.791	1'55.896	218,6	13:06'21.361
18	1'06.115	37.773	59.423	2'43.311	143,2	13:09'04.672
19	1'12.364	37.130	39.002	2'28.496	69,9	13:11'33.168
20	45.076	32.776	40.049	1'57.901	225,9	13:13'31.069
21	1'06.066	50.158	1'00.213	2'56.437	128,3	13:16'27.506
22	1'10.439	37.618	44.254	2'32.311	148,4	13:18'59.817
23	51.202	41.015	49.240	2'21.457	150,8	13:21'21.274
						Race Time 51'45.103

125 Alliance Racing (1'52.799)

Lap	Seg.1	Seg.2	Seg.3	Lap Time	km/h	Local Time
			Luke Berkeley			
1		53.705	1'04.187	3'25.735	91,1	12:33'01.906
2	50.194	35.702	42.183	2'08.079	224,1	12:35'09.985
3	46.638	34.144	41.504	2'02.286	224,5	12:37'12.271
4	45.653	33.742	40.032	1'59.427	225,0	12:39'11.698
5	44.204	33.471	39.868	1'57.543	225,9	12:41'09.241
6	43.966	32.839	38.996	1'55.801	226,4	12:43'05.042
7	43.503	32.717	38.720	1'54.940	226,9	12:44'59.982
8	43.120	32.466	38.140	1'53.726	226,9	12:46'53.708
9	43.465	**31.950**	37.740	1'53.155	226,9	12:48'46.863
10	43.009	32.150	**37.688**	1'52.847	**227,4**	12:50'39.710
11	**42.660**	32.327	37.812	**1'52.799**	226,9	12:52'32.509
12	42.879	32.071	38.144	1'53.094	226,9	12:54'25.603
13	43.060	32.227	38.066	1'53.353	226,9	12:56'18.956
			Andre Lagartixa			
14	43.484	32.226	1'58.964	3'14.674P	226,4	12:59'33.630
15	51.575	34.554	40.184	2'06.313P	217,3	13:01'39.943
16	46.362	33.672	38.905	1'58.939	220,9	13:03'38.882
17	45.719	50.014	53.691	2'29.424	172,8	13:06'08.306
18	1'10.131	40.960	58.103	2'49.194	130,1	13:08'57.500
19	1'11.992	37.784	43.750	2'33.526	118,2	13:11'31.026
20	46.399	32.854	39.463	1'58.716	223,6	13:13'29.742
21	1'06.300	50.168	59.730	2'56.198	115,3	13:16'25.940
22	1'10.379	38.344	43.562	2'32.285	167,2	13:18'58.225
23	51.548	40.650	48.595	2'20.793	158,4	13:21'19.018

14/11/2024 P = Pits In/Out - C = Lap Time Cancelled

ROGER DUBUIS
PERTAMINA Fastron
HANKOOK

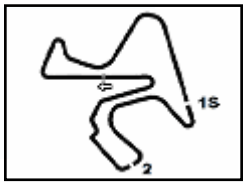

Super Trofeo NORTH AMERICA - Analysis Race 1

Jerez 4.428 m

Start at 12:29'36.171

Race Time 51'42.847

128 Alliance Racing (1'52.676)

Lap	Seg.1	Seg.2	Seg.3	Lap Time	km/h	Local Time
		Augusto Soto Schirripa				
1		55.027	1'04.833	3'25.505	107,8	12:33'01.676
2	52.217	37.146	42.483	2'11.846	214,7	12:35'13.522
3	47.854	35.269	41.310	2'04.433	222,2	12:37'17.955
4	46.666	34.271	40.916	2'01.853	223,1	12:39'19.808
5	45.254	34.954	40.059	2'00.267	223,6	12:41'20.075
6	44.472	33.448	40.292	1'58.212	**225,9**	12:43'18.287
7	44.280	33.307	41.263	1'58.850	224,5	12:45'17.137
8	44.519	33.299	39.444	1'57.262	225,0	12:47'14.399
9	44.416	32.171	40.568	1'57.155	224,1	12:49'11.554
10	43.965	32.542	37.872	1'54.379	222,7	12:51'05.933
11	**43.034**	**31.910**	**37.732**	**1'52.676**	225,5	12:52'58.609
		Cole Kleck				
12	43.705	32.587	1'57.947	3'14.239P	224,5	12:56'12.848
13	49.830	33.399	39.332	2'02.561P	192,5	12:58'15.409
14	43.758	32.156	38.660	1'54.574	223,6	13:00'09.983
15	43.929	34.648	39.931	1'58.508	219,5	13:02'08.491
16	46.189	34.669	40.654	2'01.512	218,6	13:04'10.003
17	46.437	33.601	42.698	2'02.736	221,3	13:06'12.739
18	1'09.758	39.705	58.610	2'48.073	102,0	13:09'00.812
19	1'12.508	36.726	41.487	2'30.721	83,0	13:11'31.533
20	47.574	33.223	41.459	2'02.256	223,1	13:13'33.789
21	1'05.857	50.026	1'00.138	2'56.021	117,9	13:16'29.810
22	1'10.767	36.770	45.571	2'33.108	130,9	13:19'02.918
23	52.125	39.385	50.034	2'21.544	160,7	13:21'24.462

Race Time 51'48.291

129 TR3 Racing (1'50.361)

Lap	Seg.1	Seg.2	Seg.3	Lap Time	km/h	Local Time
		Elias De La Torre				
1		59.810	1'06.793	3'24.517	97,4	12:33'00.688
2	48.777	35.158	41.601	2'05.536	225,9	12:35'06.224
3	45.800	34.290	40.014	2'00.104	225,9	12:37'06.328
4	44.985	34.057	38.319	1'57.361	225,5	12:39'03.689
5	44.121	32.835	38.877	1'55.833	228,3	12:40'59.522
6	43.710	32.184	38.156	1'54.050	**231,3**	12:42'53.572
7	43.083	32.024	38.224	1'53.331	229,8	12:44'46.903
8	42.876	31.874	37.631	1'52.381	229,3	12:46'39.284
9	42.617	31.760	37.462	1'51.839	229,3	12:48'31.123
10	41.982	31.482	37.282	1'50.746	229,3	12:50'21.869
11	42.448	31.647	37.671	1'51.766	**231,3**	12:52'13.635
12	**41.888**	31.352	**37.121**	**1'50.361**	229,8	12:54'03.996
13	42.085	**31.176**	1'57.261	3'10.522P	227,8	12:57'14.518
14	47.105	31.386	37.501	1'55.992P	230,3	12:59'10.510
15	43.205	31.314	37.338	1'51.857	229,8	13:01'02.367
16	43.428	32.057	38.395	1'53.880	224,5	13:02'56.247
17	1'16.285	54.033	53.585	3'03.903	84,0	13:06'00.150
18	1'10.506	42.039	57.950	2'50.495	166,2	13:08'50.645
19	1'11.174	40.230	47.310	2'38.714	155,0	13:11'29.359
20	1'04.556	31.940	38.935	2'15.431	224,1	13:13'44.790
21	1'02.808	52.161	58.572	2'53.541	119,6	13:16'38.331
22	1'11.962	36.082	44.253	2'32.297	171,2	13:19'10.628
23	53.986	39.606	50.396	2'23.988	156,1	13:21'34.616

Race Time 51'58.445

130 ANSA Motorsport (1'50.718)

Lap	Seg.1	Seg.2	Seg.3	Lap Time	km/h	Local Time
		Loris Cabirou				
1		1'02.109	1'09.802	3'23.802	98,8	12:32'59.973
2	46.878	34.528	41.338	2'02.744	224,5	12:35'02.717
3	43.839	32.579	38.944	1'55.362	229,8	12:36'58.079
4	42.906	32.073	38.447	1'53.426	229,8	12:38'51.505
5	42.442	31.790	37.720	1'51.952	231,3	12:40'43.457
6	42.281	31.636	37.762	1'51.679	**232,3**	12:42'35.136
7	42.065	31.508	37.550	1'51.123	230,8	12:44'26.259
8	**41.984**	31.378	37.356	**1'50.718**	231,3	12:46'16.977
9	42.194	31.487	**37.202**	1'50.883	231,8	12:48'07.860
		Bryson Morris				
10	42.249	31.594	2'01.205	3'15.048P	231,8	12:51'22.908
11	47.884	33.082	38.316	1'59.282P	229,3	12:53'22.190
12	43.696	32.844	37.543	1'54.083	229,3	12:55'16.273
13	43.211	31.988	37.689	1'52.888	230,3	12:57'09.161
14	43.244	31.711	37.297	1'52.252	229,3	12:59'01.413
15	42.514	**31.319**	37.587	1'51.420	228,8	13:00'52.833
16	45.405	33.312	40.055	1'58.772	225,0	13:02'51.605
17	1'18.978	54.691	53.041	3'06.710	85,4	13:05'58.315
18	1'10.732	42.551	57.329	2'50.612	129,7	13:08'48.927
19	1'10.543	41.471	48.056	2'40.070	184,9	13:11'28.997
20	44.272	31.865	40.523	1'56.660	226,4	13:13'25.657
21	1'06.305	50.242	59.357	2'55.904	123,3	13:16'21.561
22	1'09.840	39.000	43.877	2'32.717	187,2	13:18'54.278
23	51.149	37.751	44.394	2'13.294	189,1	13:21'07.572

Race Time 51'31.401

141 Flying Lizards Motorsports (1'51.652)

Lap	Seg.1	Seg.2	Seg.3	Lap Time	km/h	Local Time
		Marc Miller				
1		1'00.189	1'08.068	3'24.294	91,4	12:33'00.465
2	48.392	34.636	41.922	2'04.950	224,1	12:35'05.415
3	45.768	34.205	40.259	2'00.232	224,5	12:37'05.647
4	44.636	33.385	39.444	1'57.465	226,4	12:39'03.112
5	44.120	32.449	39.488	1'56.057	226,9	12:40'59.169
6	43.277	32.259	38.461	1'53.997	228,3	12:42'53.166
7	43.121	31.849	38.447	1'53.417	228,3	12:44'46.583
8	42.765	31.671	37.915	1'52.351	227,8	12:46'38.934
9	42.696	31.687	37.635	1'52.018	228,8	12:48'30.952
10	42.988	31.928	37.837	1'52.753	228,8	12:50'23.705
11	**42.343**	31.693	**37.616**	**1'51.652**	228,8	12:52'15.357
12	42.635	32.502	37.809	1'52.946	227,4	12:54'08.303
13	42.629	**31.517**	37.899	1'52.045	**229,3**	12:56'00.348
		Paul Nemschoff				
14	42.779	31.765	1'56.977	3'11.521P	227,8	12:59'11.869
15	10'07.332	41.510	44.305	11'33.147P	169,0	13:10'45.016
16	48.282	35.370	40.627	2'04.279	219,1	13:12'49.295
17	47.270	35.374	40.236	2'02.880	220,9	13:14'52.175
18	48.039	34.860	39.741	2'02.640	220,4	13:16'54.815
19	57.625	36.425	42.378	2'16.428	143,6	13:19'11.243
20	54.447	39.489	50.377	2'24.313	157,2	13:21'35.556

Race Time 51'59.385

142 MLT Motorsport (1'52.878)

Lap	Seg.1	Seg.2	Seg.3	Lap Time	km/h	Local Time
		Adrian Kunzle				
1		50.669	1'00.114	3'28.911	116,0	12:33'05.082
2	54.042	38.333	44.356	2'16.731	216,9	12:35'21.813
3	49.993	36.099	43.138	2'09.230	218,2	12:37'31.043
4	47.030	34.942	41.985	2'03.957	224,1	12:39'35.000
5	46.586	34.442	40.926	2'01.954	223,1	12:41'36.954
6	46.753	34.588	40.590	2'01.931	221,3	12:43'38.885
7	46.112	33.929	39.947	1'59.988	216,9	12:45'38.873
8	45.997	33.655	40.129	1'59.781	217,7	12:47'38.654
9	45.173	33.691	39.254	1'58.118	223,1	12:49'36.772

14/11/2024 P = Pits In/Out - C = Lap Time Cancelled

ROGER DUBUIS
PERTAMINA Fastron
HANKOOK

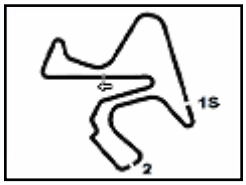

Super Trofeo NORTH AMERICA - Analysis Race 1

Jerez 4.428 m

Start at 12:29'36.171

Kevin Madsen

10	44.699	32.976	1'59.428	3'17.103P	225,0	12:52'53.875
11	48.324	33.052	**37.932**	1'59.308P	226,9	12:54'53.183
12	42.699	32.086	38.093	**1'52.878**	227,8	12:56'46.061
13	**42.665**	31.970	40.398	1'55.033	**228,3**	12:58'41.094
14	43.915	**31.892**	37.986	1'53.793	225,9	13:00'34.887
15	45.081	33.209	39.026	1'57.316	224,5	13:02'32.203
16	45.690	34.977	39.993	2'00.660	224,5	13:04'32.863
17	45.908	34.391	39.681	1'59.980	223,1	13:06'32.843
18	55.794	38.567	58.997	2'33.358	143,8	13:09'06.201
19	1'11.595	37.340	38.143	2'27.078	65,9	13:11'33.279
20	54.792	32.806	40.118	2'07.716	225,9	13:13'40.995
21	1'05.639	51.842	59.101	2'56.582	105,2	13:16'37.577
22	1'11.758	36.330	44.175	2'32.263	174,8	13:19'09.840
23	54.146	39.701	50.768	2'24.615	148,4	13:21'34.455

Race Time 51'58.284

146 PPM (1'51.530)

Tom Capizzi

Lap	Seg.1	Seg.2	Seg.3	Lap Time	km/h	Local Time
1		52.952	1'03.749	3'27.822	83,0	12:33'03.993
2	55.142	39.737	45.888	2'20.767	213,4	12:35'24.760
3	49.930	37.446	44.127	2'11.503	218,6	12:37'36.263
4	49.439	36.975	43.178	2'09.592	220,4	12:39'45.855
5	48.087	35.466	41.140	2'04.693	221,8	12:41'50.548
6	47.558	34.789	41.310	2'03.657	223,1	12:43'54.205
7	46.807	34.077	40.548	2'01.432	224,5	12:45'55.637
8	47.708	35.286	40.485	2'03.479	224,1	12:47'59.116
9	46.264	35.130	1'58.225	3'19.619P	224,1	12:51'18.735
10	48.940	33.190	38.761	2'00.891P	226,4	12:53'19.626
11	43.522	32.611	38.226	1'54.359	229,3	12:55'13.985
12	42.817	31.710	37.751	1'52.278	**230,8**	12:57'06.263
13	42.634	**31.578**	37.607	1'51.819	229,8	12:58'58.082
14	**42.451**	31.608	**37.471**	**1'51.530**	229,8	13:00'49.612
15	44.501	32.499	38.793	1'55.793	225,5	13:02'45.405
16	45.729	33.322	40.047	1'59.098	223,6	13:04'44.503
17	45.672	33.624	39.261	1'58.557	224,5	13:06'43.060
18	49.073	37.529	59.019	2'25.621	124,3	13:09'08.681
19	1'11.128	37.909	38.322	2'27.359	71,2	13:11'36.040
20	46.292	34.035	41.838	2'02.165	200,0	13:13'38.205
21	1'06.674	51.631	59.650	2'57.955	91,1	13:16'36.160
22	1'11.041	36.310	45.072	2'32.423	136,2	13:19'08.583
23	53.669	39.092	51.568	2'24.329	135,0	13:21'32.912

Race Time 51'56.741

147 PPM (1'52.791)

Dominic Starkweather

Lap	Seg.1	Seg.2	Seg.3	Lap Time	km/h	Local Time
1		56.257	1'04.862	3'25.383	115,1	12:33'01.554
2	51.574	37.079	42.146	2'10.799	221,8	12:35'12.353
3	47.248	35.587	41.614	2'04.449	224,5	12:37'16.802
4	46.452	33.569	40.380	2'00.401	224,5	12:39'17.203
5	45.082	33.934	41.203	2'00.219	225,9	12:41'17.422
6	43.978	32.981	39.294	1'56.253	227,4	12:43'13.675
7	43.767	32.745	38.986	1'55.498	227,8	12:45'09.173
8	43.341	32.552	38.733	1'54.626	227,8	12:47'03.799
9	44.292	32.669	38.570	1'55.531	226,9	12:48'59.330
10	43.807	32.653	1'59.862	3'16.322P	227,4	12:52'15.652
11	48.080	32.672	37.892	1'58.644P	227,4	12:54'14.296
12	43.258	32.359	38.059	1'53.676	227,4	12:56'07.972
13	43.065	32.495	**37.756**	1'53.316	227,8	12:58'01.288
14	**42.481**	**31.855**	38.455	**1'52.791**	**228,8**	12:59'54.079
15	43.154	32.469	38.360	1'53.983	225,9	13:01'48.062
16	43.723	32.841	38.621	1'55.185	227,4	13:03'43.247
17	44.307	48.716	53.661	2'26.684	213,0	13:06'09.931
18	1'10.233	40.438	58.211	2'48.882	130,8	13:08'58.813
19	1'11.958	37.765	42.758	2'32.481	109,8	13:11'31.294
20	46.420	32.874	39.733	1'59.027	224,1	13:13'30.321
21	1'06.281	50.043	59.858	2'56.182	121,8	13:16'26.503
22	1'10.735	38.049	43.675	2'32.459	157,2	13:18'58.962
23	51.513	40.919	49.717	2'22.149	145,0	13:21'21.111

Race Time 51'44.940

148 PPM (1'53.303)

David Staab

Lap	Seg.1	Seg.2	Seg.3	Lap Time	km/h	Local Time
1		58.537	1'05.955	3'24.655	85,6	12:33'00.826
2	50.167	35.356	42.039	2'07.562	224,1	12:35'08.388
3	47.225	34.707	41.622	2'03.554	225,9	12:37'11.942
4	46.819	34.675	40.798	2'02.292	225,5	12:39'14.234
5	45.500	33.184	40.158	1'58.842	226,4	12:41'13.076
6	44.825	33.146	39.475	1'57.446	227,4	12:43'10.522
7	44.442	32.707	39.601	1'56.750	227,4	12:45'07.272
8	44.519	32.693	38.820	1'56.032	227,8	12:47'03.304
9	44.481	32.347	38.821	1'55.649	227,4	12:48'58.953
10	43.909	32.638	38.738	1'55.285	228,3	12:50'54.238
11	43.703	32.396	2'00.001	3'16.100P	228,3	12:54'10.338
12	48.617	32.318	38.442	1'59.377P	227,4	12:56'09.715
13	43.045	**32.126**	38.424	1'53.595	**229,3**	12:58'03.310
14	**42.995**	32.204	**38.104**	**1'53.303**	228,8	12:59'56.613
15	43.269	33.692	39.852	1'56.813	227,4	13:01'53.426
16	45.950	34.280	39.405	1'59.635	222,7	13:03'53.061
17	45.695	39.798	53.212	2'18.705	223,6	13:06'11.766
18	1'10.058	39.692	58.577	2'48.327	111,8	13:09'00.093
19	1'12.405	36.862	42.526	2'31.793	90,3	13:11'31.886
20	47.168	33.800	42.083	2'03.051	222,7	13:13'34.937
21	1'05.606	50.517	59.916	2'56.039	117,5	13:16'30.976
22	1'10.856	36.447	45.481	2'32.784	166,4	13:19'03.760
23	52.933	38.556	50.196	2'21.685	160,7	13:21'25.445

Race Time 51'49.274

157 ONE Motorsport (1'57.454)

Nicholas Groat

Lap	Seg.1	Seg.2	Seg.3	Lap Time	km/h	Local Time
1		49.543	58.597	3'29.443	113,1	12:33'05.614
2	54.060	39.748	45.808	2'19.616	215,1	12:35'25.230
3	50.179	37.957	44.074	2'12.210	218,2	12:37'37.440
4	49.061	36.698	43.409	2'09.168	220,9	12:39'46.608
5	48.024	35.272	41.559	2'04.855	221,8	12:41'51.463
6	47.019	34.845	41.159	2'03.023	221,3	12:43'54.486
7	47.146	33.862	40.583	2'01.591	221,8	12:45'56.077
8	47.720	35.256	40.506	2'03.482	220,9	12:47'59.559
9	46.288	34.945	2'09.652	3'30.885P	220,4	12:51'30.444
10	52.131	33.800	39.794	2'05.725P	221,8	12:53'36.169
11	**44.718**	33.435	40.567	1'58.720	**224,1**	12:55'34.889
12	45.136	33.265	39.961	1'58.362	**224,1**	12:57'33.251
13	44.866	**33.245**	**39.343**	**1'57.454**	**224,1**	12:59'30.705
14	44.845	33.286	39.742	1'57.873	221,8	13:01'28.578
15	45.024	34.319	39.345	1'58.688	222,7	13:03'27.266
16	53.131	53.559	53.666	2'40.356	90,8	13:06'07.622
17	1'10.143	41.109	57.921	2'49.173	129,8	13:08'56.795
18	1'12.177	37.709	44.061	2'33.947	109,5	13:11'30.742
19	50.166	33.495	41.818	2'05.479	190,5	13:13'36.221
20	1'06.123	50.593	59.604	2'56.320	93,7	13:16'32.541
21	1'11.084	36.299	45.677	2'33.060	178,5	13:19'05.601
22	52.763	40.469	52.004	2'25.236	134,5	13:21'30.837

14/11/2024 P = Pits In/Out - C = Lap Time Cancelled

ROGER DUBUIS
PERTAMINA Fastron
HANKOOK

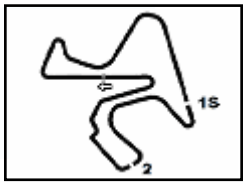

Super Trofeo NORTH AMERICA - Analysis Race 1

Jerez 4.428 m

Start at 12:29'36.171

Race Time 51'54.666

166 Forty7 Motorsports (1'51.339)

Lap	Seg.1	Seg.2	Seg.3	Lap Time	km/h	Local Time
			Joel Miller			
1		1'01.743	1'08.825	3'24.125	86,5	12:33'00.296
2	47.509	34.514	41.932	2'03.955	226,9	12:35'04.251
3	45.556	34.655	40.092	2'00.303	223,1	12:37'04.554
4	44.098	33.269	39.555	1'56.922	228,3	12:39'01.476
5	44.169	32.957	39.022	1'56.148	228,8	12:40'57.624
6	43.360	32.189	38.800	1'54.349	228,8	12:42'51.973
7	43.132	32.190	38.421	1'53.743	229,8	12:44'45.716
8	42.479	31.686	38.030	1'52.195	228,8	12:46'37.911
9	42.626	31.904	37.855	1'52.385	228,8	12:48'30.296
10	42.326	**31.398**	**37.615**	**1'51.339**	229,8	12:50'21.635
			AJ Muss			
11	**42.317**	31.827	1'58.366	3'12.510P	**230,8**	12:53'34.145
12	49.508	31.837	39.003	2'00.348P	225,0	12:55'34.493
13	43.645	31.715	38.792	1'54.152	226,9	12:57'28.645
14	43.730	31.854	37.913	1'53.497	227,4	12:59'22.142
15	43.736	31.875	38.785	1'54.396	225,5	13:01'16.538
16	48.515	33.405	38.996	2'00.916	217,3	13:03'17.454
17	1'00.540	54.515	54.131	2'49.186	92,2	13:06'06.640
18	1'09.695	40.952	58.422	2'49.069	143,2	13:08'55.709
19	1'12.205	37.776	44.892	2'34.873	111,1	13:11'30.582
20	45.433	32.076	39.751	1'57.260	225,0	13:13'27.842
21	1'06.153	49.966	59.664	2'55.783	126,6	13:16'23.625
22	1'10.364	38.205	44.139	2'32.708	169,0	13:18'56.333
23	50.886	40.880	48.134	2'19.900	182,1	13:21'16.233

Race Time 51'40.062

169 Wayne Taylor Racing w Andretti (1'53.379)

Lap	Seg.1	Seg.2	Seg.3	Lap Time	km/h	Local Time
			Anthony McIntosh			
1		57.567	1'05.440	3'24.854	82,4	12:33'01.025
2	50.737	35.545	42.391	2'08.673	217,7	12:35'09.698
3	48.386	34.918	41.621	2'04.925	226,4	12:37'14.623
4	46.231	34.530	41.126	2'01.887	226,4	12:39'16.510
5	45.151	33.934	42.016	2'01.101	226,9	12:41'17.611
6	44.961	33.378	40.436	1'58.775	229,3	12:43'16.386
7	44.765	33.363	41.089	1'59.217	227,8	12:45'15.603
8	44.904	32.869	39.125	1'56.898	228,8	12:47'12.501
9	45.271	32.734	40.645	1'58.650	**229,8**	12:49'11.151
			Glenn McGee			
10	44.406	33.326	1'58.467	3'16.199P	228,3	12:52'27.350
11	52.345	33.264	39.957	2'05.566P	226,9	12:54'32.916
12	44.965	32.332	38.592	1'55.889	225,9	12:56'28.805
13	44.220	32.472	38.240	1'54.932	227,4	12:58'23.737
14	**43.319**	**32.276**	**37.784**	**1'53.379**	228,8	13:00'17.116
15	44.764	33.109	40.383	1'58.256	224,1	13:02'15.372
16	44.745	33.439	38.902	1'57.086	226,9	13:04'12.458
17	48.121	33.575	41.274	2'02.970	200,7	13:06'15.428
18	1'11.186	38.219	59.248	2'48.653	129,8	13:09'04.081
19	1'12.208	37.543	39.227	2'28.978	69,8	13:11'33.059
20	48.309	33.796	41.629	2'03.734	221,8	13:13'36.793
21	1'06.274	51.099	59.333	2'56.706	83,2	13:16'33.499
22	1'10.972	36.220	45.114	2'32.306	153,6	13:19'05.805
23	53.547	39.861	51.796	2'25.204	117,0	13:21'31.009

Race Time 51'54.838

172 US Racetronics (1'53.070)

Lap	Seg.1	Seg.2	Seg.3	Lap Time	km/h	Local Time
			Alberto Clementi Pisani			
1		56.883	1'05.334	3'24.925	71,5	12:33'01.096
2	51.905	36.913	42.281	2'11.099	219,1	12:35'12.195
3	47.093	35.676	41.759	2'04.528	225,0	12:37'16.723
4	46.796	34.705	40.541	2'02.042	221,8	12:39'18.765
5	45.492	33.722	40.120	1'59.334	225,5	12:41'18.099
6	45.400	33.637	39.797	1'58.834	225,9	12:43'16.933
7	45.244	33.543	40.774	1'59.561	221,3	12:45'16.494
8	44.840	33.466	39.470	1'57.776	227,4	12:47'14.270
9	44.717	32.924	39.902	1'57.543	227,4	12:49'11.813
			Edoardo Liberati			
10	44.528	32.891	2'00.588	3'18.007P	228,3	12:52'29.820
11	50.115	32.729	38.152	2'00.996P	225,5	12:54'30.816
12	43.600	32.092	**37.786**	1'53.478	**229,3**	12:56'24.294
13	43.252	**31.706**	38.112	**1'53.070**	227,4	12:58'17.364
14	**42.734**	31.952	38.549	1'53.235	228,3	13:00'10.599
15	43.959	36.191	39.957	2'00.107	220,9	13:02'10.706
16	45.348	35.387	40.092	2'00.827	184,3	13:04'11.533
17	47.677	33.632	41.299	2'02.608	201,5	13:06'14.141
18	1'10.300	38.836	59.074	2'48.210	121,1	13:09'02.351
19	1'12.189	36.390	41.089	2'29.668	78,9	13:11'32.019
20	46.835	33.150	40.591	2'00.576	225,9	13:13'32.595
21	1'05.984	50.418	59.944	2'56.346	127,5	13:16'28.941
22	1'10.845	37.056	44.189	2'32.090	163,9	13:19'01.031
23	51.979	40.450	48.959	2'21.388	171,4	13:21'22.419

Race Time 51'46.248

177 Forty7 Motorsports (1'51.299)

Lap	Seg.1	Seg.2	Seg.3	Lap Time	km/h	Local Time
			Jake Walker			
1		1'00.150	1'07.515	3'24.298	101,0	12:33'00.469
2	48.786	34.982	41.764	2'05.532	224,1	12:35'06.001
3	47.461	33.920	40.265	2'01.646	224,1	12:37'07.647
4	44.844	33.355	38.883	1'57.082	226,4	12:39'04.729
5	44.060	32.454	39.264	1'55.778	227,8	12:41'00.507
6	43.714	32.196	38.913	1'54.823	227,4	12:42'55.330
7	43.035	31.826	38.665	1'53.526	229,3	12:44'48.856
8	42.856	31.651	38.030	1'52.537	229,8	12:46'41.393
9	42.725	31.707	37.892	1'52.324	230,3	12:48'33.717
10	42.538	**31.307**	37.790	1'51.635	230,3	12:50'25.352
11	42.240	31.399	**37.660**	**1'51.299**	230,3	12:52'16.651
12	**42.209**	32.077	2'00.253	3'14.539P	**231,3**	12:55'31.190
13	47.683	31.551	37.956	1'57.190P	228,8	12:57'28.380
14	42.613	32.047	37.738	1'52.398	230,3	12:59'20.778
15	43.962	31.529	38.743	1'54.234	225,0	13:01'15.012
16	44.917	32.908	38.797	1'56.622	228,3	13:03'11.634
17	1'05.077	53.733	55.013	2'53.823	87,2	13:06'05.457
18	1'09.777	41.021	58.712	2'49.510	157,9	13:08'54.967
19	1'12.066	37.968	44.559	2'34.593	110,7	13:11'29.560
20	45.746	31.831	39.764	1'57.341	224,5	13:13'26.901
21	1'06.176	50.248	59.492	2'55.916	115,4	13:16'22.817
22	1'10.188	38.370	44.203	2'32.761	175,0	13:18'55.578
23	51.532	40.188	48.499	2'20.219	177,3	13:21'15.797

Race Time 51'39.626

186 US Racetronics (2'15.117)

Lap	Seg.1	Seg.2	Seg.3	Lap Time	km/h	Local Time
			Jonathan Hirshberg			
1		46.981	57.272	3'31.900	152,1	12:33'08.071
2	56.622	42.630	49.485	2'28.737	174,2	12:35'36.808
3	55.111	40.789	47.773	2'23.673	207,7	12:38'00.481
4	52.903	40.744	46.504	2'20.151	216,9	12:40'20.632
5	**50.648**	**38.749**	**45.720**	**2'15.117**	**218,2**	12:42'35.749

Race Time 12'59.578

14/11/2024 P = Pits In/Out - C = Lap Time Cancelled

Powered by FICr Perugia Timing

ROGER DUBUIS

PERTAMINA Fastron

HANKOOK

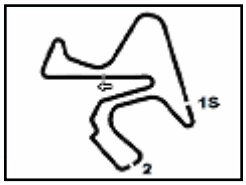

Super Trofeo NORTH AMERICA - Analysis Race 1

Jerez 4.428 m

Start at 12:29'36.171

188 TR3 Racing (1'51.055)

Lap	Seg.1	Seg.2	Seg.3	Lap Time	km/h	Local Time
			Giano Taurino			
1		1'01.643	1'09.719	3'23.855	112,9	12:33'00.026
2	47.542	34.172	41.712	2'03.426	224,1	12:35'03.452
3	44.467	33.520	38.800	1'56.787	229,3	12:37'00.239
4	44.345	32.491	38.368	1'55.204	229,3	12:38'55.443
5	43.589	32.023	37.851	1'53.463	229,8	12:40'48.906
6	43.335	32.108	37.888	1'53.331	230,8	12:42'42.237
7	43.728	31.502	37.813	1'53.043	223,6	12:44'35.280
8	42.825	31.289	37.428	1'51.542	230,8	12:46'26.822
9	42.524	31.298	37.437	1'51.259	230,8	12:48'18.081
			Ernie Francis			
10	**41.889**	31.316	1'55.333	3'08.538P	**231,3**	12:51'26.619
11	49.263	32.439	38.298	2'00.000P	227,4	12:53'26.619
12	43.667	32.382	37.780	1'53.829	229,8	12:55'20.448
13	42.781	32.203	38.647	1'53.631	230,8	12:57'14.079
14	42.697	31.341	37.368	1'51.406	229,8	12:59'05.485
15	42.760	**31.137**	**37.158**	**1'51.055**	229,3	13:00'56.540
16	45.461	33.136	38.427	1'57.024	221,8	13:02'53.564
17	1'17.966	54.471	53.081	3'05.518	91,8	13:05'59.082
18	1'10.870	42.213	57.829	2'50.912	171,4	13:08'49.994
19	1'10.929	40.479	47.573	2'38.981	168,5	13:11'28.975
20	45.234	31.896	40.156	1'57.286	225,9	13:13'26.261
21	1'06.265	50.196	59.416	2'55.877	125,6	13:16'22.138
22	1'10.261	38.485	43.879	2'32.625	166,7	13:18'54.763
23	51.093	37.631	44.461	2'13.185	181,8	13:21'07.948
						Race Time 51'31.777

198 Flying Lizards Motorsports (1'58.185)

Lap	Seg.1	Seg.2	Seg.3	Lap Time	km/h	Local Time
			Sam Shi			
1		52.477	1'01.673	3'28.213	88,7	12:33'04.384
2	51.475	37.295	42.716	2'11.486	223,1	12:35'15.870
3	47.707	35.196	41.263	2'04.166	220,9	12:37'20.036
4	45.552	34.237	40.519	2'00.308	**227,8**	12:39'20.344
5	45.014	34.338	**39.672**	1'59.024	**227,8**	12:41'19.368
6	44.467	33.844	40.132	1'58.443	225,9	12:43'17.811
7	**44.398**	**32.965**	40.822	**1'58.185**	226,4	12:45'15.996
						Race Time 15'39.825

14/11/2024 P = Pits In/Out - C = Lap Time Cancelled

ROGER DUBUIS
PERTAMINA Fastron
HANKOOK