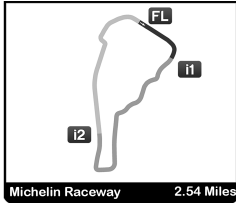











**Whelen Mazda MX-5 Cup Presented By Michelin**



**Flags Analysis**

Flag	Time	Session Elapsed	Flag Time	Acum. Flag Time	Lap
 GREEN FLAG	09:49:34.346	-	0.001	0.001	1
 FULL COURSE YELLOW	09:49:34.347	0.001	10:21.816	10:21.816	1
 GREEN FLAG	09:59:56.163	10:21.817	5:21.984	5:21.985	4
 FULL COURSE YELLOW	10:05:18.147	15:43.801	8:32.709	18:54.525	8
 GREEN FLAG	10:13:50.856	24:16.510	1:24.460	6:46.445	11
 FULL COURSE YELLOW	10:15:15.316	25:40.970	2:55.068	21:49.593	12
 GREEN FLAG	10:18:10.384	28:36.038	16:32.367	23:18.812	13
 FULL COURSE YELLOW	10:34:42.751	45:08.405	1:40.342	23:29.935	24
 CHEQUERED FLAG	10:36:23.093	46:48.747	-	-	24