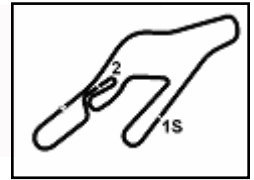




# 6th Round

6.5

USA



## USA - Chronological Analysis Race 2

Autodromo Vallelunga 4.085 m

Start at 13:27'06.594

1 / 8

101 Wayne Taylor Racing (1'33.720)						
Lap	Seg.1	Seg.2	Seg.3	Lap Time	km/h	Local Time
Kyle Marcelli						
1		1'25.771	42.579	2'53.274	130,4	13:29'59.868
2	30.834	44.777	20.837	1'36.448	241,1	13:31'36.316
3	29.029	44.355	<b>20.690</b>	1'34.074	244,9	13:33'10.390
4	28.976	<b>43.994</b>	20.750	<b>1'33.720</b>	243,2	13:34'44.110
5	29.044	44.069	20.727	1'33.840	243,2	13:36'17.950
6	<b>28.921</b>	44.090	20.900	1'33.911	242,2	13:37'51.861
7	29.110	44.378	20.856	1'34.344	244,3	13:39'26.205
8	29.038	44.415	20.879	1'34.332	243,8	13:41'00.537
9	29.147	44.358	20.806	1'34.311	242,7	13:42'34.848
10	29.093	44.509	20.997	1'34.599	246,6	13:44'09.447
11	29.097	44.475	21.007	1'34.579	243,2	13:45'44.026
12	29.234	45.232	20.976	1'35.442	243,8	13:47'19.468
Danny Formal						
13	29.315	44.763	1'43.086	2'57.164P	243,2	13:50'16.632
14	34.107	44.569	20.999	1'39.675P	243,2	13:51'56.307
15	29.164	44.246	20.967	1'34.377	246,0	13:53'30.684
16	29.339	44.333	20.960	1'34.632	244,9	13:55'05.316
17	29.205	45.044	21.089	1'35.338	244,9	13:56'40.654
18	29.202	44.552	20.981	1'34.735	244,3	13:58'15.389
19	29.256	44.965	21.854	1'36.075	243,2	13:59'51.464
20	29.284	46.055	21.611	1'36.950	244,3	14:01'28.414
21	29.642	44.988	21.470	1'36.100	245,5	14:03'04.514
22	29.517	44.587	20.936	1'35.040	244,3	14:04'39.554
23	29.137	44.826	20.925	1'34.888	243,8	14:06'14.442
24	29.118	44.611	21.022	1'34.751	247,7	14:07'49.193
25	29.321	44.688	20.936	1'34.945	247,7	14:09'24.138
26	29.164	44.951	21.037	1'35.152	245,5	14:10'59.290
27	29.381	44.905	20.930	1'35.216	247,1	14:12'34.506
28	29.176	45.263	21.287	1'35.726	<b>248,3</b>	14:14'10.232
29	29.236	45.222	21.194	1'35.652	245,5	14:15'45.884
30	29.095	44.557	21.076	1'34.728	246,0	14:17'20.612
Race Time 50'14.018						

102 TPC Racing (1'41.085)						
Lap	Seg.1	Seg.2	Seg.3	Lap Time	km/h	Local Time
Alan Grossberg						
1		1'15.905	38.020	2'56.783	83,8	13:30'03.377
2	35.519	50.336	22.927	1'48.782	231,8	13:31'52.159
3	31.777	49.785	22.972	1'44.534	236,3	13:33'36.693
4	31.935	48.322	22.931	1'43.188	235,3	13:35'19.881
5	32.227	48.993	23.384	1'44.604	235,3	13:37'04.485
6	31.787	48.472	22.842	1'43.101	235,8	13:38'47.586
7	31.716	48.473	22.649	1'42.838	236,3	13:40'30.424
8	31.725	48.279	22.672	1'42.676	236,3	13:42'13.100
9	31.362	48.198	22.761	1'42.321	237,4	13:43'55.421
10	32.124	48.143	22.616	1'42.883	235,8	13:45'38.304
11	31.464	50.037	23.274	1'44.775	237,4	13:47'23.079
12	32.551	50.759	1'49.720	3'13.030P	235,3	13:50'36.109
13	38.722	48.459	22.879	1'50.060P	233,3	13:52'26.169
14	31.554	48.148	23.008	1'42.710	236,3	13:54'08.879
15	32.546	48.018	22.532	1'43.096	235,8	13:55'51.975
16	<b>31.077</b>	49.033	23.350	1'43.460	237,9	13:57'35.435
17	33.450	50.246	23.014	1'46.710	228,3	13:59'22.145
18	31.276	48.240	22.461	1'41.977	237,4	14:01'04.122
19	31.315	48.137	22.629	1'42.081	237,4	14:02'46.203
20	31.375	47.479	22.511	1'41.365	237,4	14:04'27.568
21	31.380	<b>47.446</b>	<b>22.259</b>	<b>1'41.085</b>	237,9	14:06'08.653
22	<b>31.077</b>	49.019	22.787	1'42.883	<b>239,5</b>	14:07'51.536
23	32.971	48.356	22.691	1'44.018	237,9	14:09'35.554

24	31.433	49.174	22.661	1'43.268	238,4	14:11'18.822
25	31.429	50.088	23.070	1'44.587	237,9	14:13'03.409
26	32.290	48.374	22.929	1'43.593	237,4	14:14'47.002
27	32.616	49.496	22.632	1'44.744	214,3	14:16'31.746
28	32.046	49.628	22.850	1'44.524	236,8	14:18'16.270
Race Time 51'09.676						

108 Wayne Taylor Racing (1'35.211)						
Lap	Seg.1	Seg.2	Seg.3	Lap Time	km/h	Local Time
Nicholas Persing						
1		1'10.306	37.234	2'56.925	138,5	13:30'03.519
2	33.806	47.252	21.297	1'42.355	238,9	13:31'45.874
3	29.819	46.410	21.230	1'37.459	242,7	13:33'23.333
4	30.600	46.183	21.320	1'38.103	241,1	13:35'01.436
5	30.186	45.195	21.025	1'36.406	240,5	13:36'37.842
6	29.564	45.906	21.292	1'36.762	242,7	13:38'14.604
7	29.983	<b>44.831</b>	<b>20.926</b>	1'35.740	241,6	13:39'50.344
8	29.439	45.651	21.028	1'36.118	242,2	13:41'26.462
9	29.669	44.955	21.059	1'35.683	243,2	13:43'02.145
10	29.332	44.887	20.992	<b>1'35.211</b>	241,6	13:44'37.356
11	29.717	45.165	21.152	1'36.034	240,5	13:46'13.390
12	29.396	45.271	21.113	1'35.780	243,8	13:47'49.170
13	29.525	45.022	21.021	1'35.568	241,6	13:49'24.738
14	29.909	45.030	21.093	1'36.032	241,6	13:51'00.770
15	<b>29.281</b>	45.440	21.120	1'35.841	242,2	13:52'36.611
Nathan Stacy						
16	29.727	45.210	1'44.235	2'59.172P	<b>244,3</b>	13:55'35.783
17	34.040	45.266	21.379	1'40.685P	242,7	13:57'16.468
18	30.211	45.311	21.469	1'36.991	240,5	13:58'53.459
19	30.000	46.004	21.400	1'37.404	240,5	14:00'30.863
20	30.878	46.329	21.326	1'38.533	242,2	14:02'09.396
21	29.794	45.055	21.147	1'35.996	241,6	14:03'45.392
22	29.736	45.069	21.193	1'35.998	242,2	14:05'21.390
23	30.430	45.424	21.318	1'37.172	240,5	14:06'58.562
24	29.747	45.118	21.232	1'36.097	242,2	14:08'34.659
25	29.626	44.996	21.284	1'35.906	242,2	14:10'10.565
26	29.586	45.000	21.212	1'35.798	242,7	14:11'46.363
27	29.820	45.757	21.616	1'37.193	241,1	14:13'23.556
28	30.182	45.365	21.279	1'36.826	240,0	14:15'00.382
29	29.668	45.168	21.276	1'36.112	241,6	14:16'36.494
30	30.173	45.882	21.270	1'37.325	241,1	14:18'13.819
Race Time 51'07.225						

109 PPM (1'35.951)						
Lap	Seg.1	Seg.2	Seg.3	Lap Time	km/h	Local Time
Wesley Slimp						
1		1'15.420	39.689	2'56.067	93,9	13:30'02.661
2	33.971	49.169	22.026	1'45.166	237,4	13:31'47.827
3	30.812	46.982	21.716	1'39.510	240,0	13:33'27.337
4	30.486	46.859	21.617	1'38.962	239,5	13:35'06.299
5	30.206	46.285	21.630	1'38.121	240,0	13:36'44.420
6	30.294	46.126	21.565	1'37.985	240,0	13:38'22.405
7	30.168	46.991	21.754	1'38.913	240,0	13:40'01.318
8	30.576	47.170	21.595	1'39.341	239,5	13:41'40.659
9	30.558	46.919	21.460	1'38.937	<b>243,2</b>	13:43'19.596
10	30.450	46.765	21.625	1'38.840	240,5	13:44'58.436
11	30.495	46.590	21.591	1'38.676	240,5	13:46'37.112
Tyler Hoffman						
12	30.010	46.498	1'43.860	3'00.368P	241,1	13:49'37.480
13	34.774	45.184	21.112	1'41.070P	237,9	13:51'18.550
14	29.719	45.141	21.091	<b>1'35.951</b>	240,0	13:52'54.501
15	29.833	<b>45.132</b>	21.142	1'36.107	240,0	13:54'30.608
16	<b>29.681</b>	45.252	<b>21.081</b>	1'36.014	241,1	13:56'06.622

17/11/2023

P = Pits In/Out - C = Lap Time Cancelled

Powered by FICr Perugia Timing

# ROGER DUBUIS

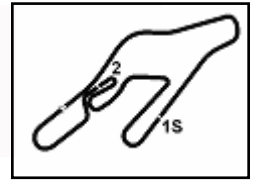




# 6th Round

6.5

USA



## USA - Chronological Analysis Race 2

Autodromo Vallelunga 4.085 m

Start at 13:27'06.594

2 / 8

17	29.756	45.311	21.131	1'36.198	241,6	13:57'42.820	17	30.423	46.574	21.910	1'38.907	240,5	13:58'06.928
18	29.786	45.979	21.351	1'37.116	239,5	13:59'19.936	18	30.387	46.870	23.148	1'40.405	240,0	13:59'47.333
19	29.737	45.338	21.220	1'36.295	240,5	14:00'56.231	19	<b>30.149</b>	47.804	22.089	1'40.042	240,5	14:01'27.375
20	29.832	45.452	21.131	1'36.415	240,5	14:02'32.646	20	30.379	47.710	22.050	1'40.139	241,1	14:03'07.514
21	30.119	46.049	21.127	1'37.295	240,0	14:04'09.941	21	30.525	46.797	21.969	1'39.291	240,5	14:04'46.805
22	51.841	2'12.240	2'43.602	5'47.683P	51,5	14:09'57.624	22	30.570	46.793	21.932	1'39.295	241,1	14:06'26.100
23	36.988	46.635	21.523	1'45.146P	237,4	14:11'42.720	23	30.525	47.136	22.077	1'39.738	240,5	14:08'05.838
Race Time 44'36.176							24	30.805	47.696	22.697	1'41.198	239,5	14:09'47.036
Race Time 44'36.176							25	30.936	47.102	22.118	1'40.156	241,1	14:11'27.192
Race Time 44'36.176							26	31.178	48.246	22.453	1'41.877	240,5	14:13'09.069
Race Time 44'36.176							27	30.529	46.610	22.005	1'39.144	241,6	14:14'48.213
Race Time 44'36.176							28	31.655	46.629	21.721	1'40.005	236,8	14:16'28.218
Race Time 44'36.176							29	30.359	46.846	21.944	1'39.149	240,5	14:18'07.367
Race Time 44'36.176							Race Time 51'00.773						

### 110 Wayne Taylor Racing (1'36.321)

Lap	Seg.1	Seg.2	Seg.3	Lap Time	km/h	Local Time
Graham Doyle						
1		1'19.753	40.864	2'54.936	110,5	13:30'01.530
2	32.373	46.838	21.634	1'40.845	238,9	13:31'42.375
3	30.194	45.648	21.352	1'37.194	242,2	13:33'19.569
4	30.080	45.641	21.313	1'37.034	240,0	13:34'56.603
5	30.092	46.471	21.551	1'38.114	237,9	13:36'34.717
6	31.255	45.940	21.368	1'38.563	236,8	13:38'13.280
7	29.736	<b>45.421</b>	<b>21.164</b>	<b>1'36.321</b>	241,6	13:39'49.601
8	29.815	46.773	21.622	1'38.210	238,9	13:41'27.811
9	<b>29.700</b>	45.713	21.344	1'36.757	240,0	13:43'04.568
10	29.928	45.965	21.402	1'37.295	242,2	13:44'41.863
11	30.084	45.644	21.657	1'37.385	238,9	13:46'19.248
12	29.834	45.701	21.641	1'37.176	241,6	13:47'56.424
13	29.715	45.688	1'47.490	3'02.893P	240,0	13:50'59.317
14	35.971	45.999	21.784	1'43.754P	236,8	13:52'43.071
15	29.874	47.940	21.681	1'39.495	240,5	13:54'22.566
16	29.878	46.345	21.529	1'37.752	242,7	13:56'00.318
17	30.049	46.143	21.723	1'37.915	241,6	13:57'38.233
18	30.642	46.303	21.564	1'38.509	237,4	13:59'16.742
19	30.007	45.884	21.593	1'37.484	240,5	14:00'54.226
20	29.857	45.631	21.389	1'36.877	240,0	14:02'31.103
21	29.950	45.585	21.627	1'37.162	242,2	14:04'08.265
22	29.855	45.731	21.626	1'37.212	241,1	14:05'45.477
23	29.969	46.470	21.584	1'38.023	239,5	14:07'23.500
24	30.088	46.264	21.432	1'37.784	240,5	14:09'01.284
25	30.146	47.442	22.765	1'40.353	<b>243,2</b>	14:10'41.637
26	31.065	47.883	21.696	1'40.644	240,5	14:12'22.281
27	30.106	46.595	22.100	1'38.801	242,2	14:14'01.082
28	30.062	46.652	21.639	1'38.353	242,2	14:15'39.435
29	30.295	46.937	21.968	1'39.200	240,5	14:17'18.635
30	30.616	47.440	22.144	1'40.200	240,0	14:18'58.835
Race Time 51'52.241						

### 113 US Racetratics (1'38.535)

Lap	Seg.1	Seg.2	Seg.3	Lap Time	km/h	Local Time
Ofir Levy						
1		1'17.559	39.994	2'55.739	120,0	13:30'02.333
2	34.999	48.772	22.200	1'45.971	229,3	13:31'48.304
3	30.985	47.808	21.667	1'40.460	235,8	13:33'28.764
4	<b>30.817</b>	46.486	21.686	1'38.989	235,3	13:35'07.753
5	31.054	46.268	21.713	1'39.035	235,3	13:36'46.788
6	31.070	<b>45.804</b>	21.661	<b>1'38.535</b>	236,3	13:38'25.323
7	31.335	46.019	21.704	1'39.058	236,8	13:40'04.381
8	31.244	46.159	21.752	1'39.155	236,3	13:41'43.536
9	31.723	47.059	21.647	1'40.429	236,3	13:43'23.965
10	31.246	46.365	<b>21.495</b>	1'39.106	236,3	13:45'03.071
11	31.432	46.562	21.680	1'39.674	236,3	13:46'42.745
12	31.301	46.511	1'46.119	3'03.931P	236,8	13:49'46.676
13	34.979	46.235	21.594	1'42.808P	236,8	13:51'29.484
14	31.483	46.682	22.070	1'40.235	236,8	13:53'09.719
15	31.561	46.639	21.863	1'40.063	237,4	13:54'49.782
16	30.892	46.503	21.995	1'39.390	236,8	13:56'29.172
17	30.842	46.178	21.673	1'38.693	237,9	13:58'07.865
18	31.168	46.259	23.022	1'40.449	237,4	13:59'48.314
19	31.497	46.765	22.549	1'40.811	236,8	14:01'29.125
20	31.020	46.553	21.912	1'39.485	<b>238,9</b>	14:03'08.610
21	30.976	46.516	21.663	1'39.155	238,4	14:04'47.765
22	31.111	46.889	21.998	1'39.998	<b>238,9</b>	14:06'27.763
23	31.129	47.260	22.141	1'40.530	<b>238,9</b>	14:08'08.293
24	31.376	46.983	21.598	1'39.957	238,4	14:09'48.250
25	30.883	46.900	21.822	1'39.605	238,4	14:11'27.855
26	31.146	47.104	21.838	1'40.088	237,9	14:13'07.943
27	30.970	46.299	21.735	1'39.004	237,4	14:14'46.947
28	31.135	46.614	21.688	1'39.437	237,4	14:16'26.384
29	31.209	46.857	21.838	1'39.904	237,4	14:18'06.288
Race Time 50'59.694						

### 111 Topp Racing (1'38.144)

Lap	Seg.1	Seg.2	Seg.3	Lap Time	km/h	Local Time
Raymond Davoudi						
1		1'17.570	38.898	2'55.721	93,4	13:30'02.315
2	34.073	48.731	22.111	1'44.915	236,8	13:31'47.230
3	30.746	47.310	21.736	1'39.792	238,9	13:33'27.022
4	30.584	46.472	<b>21.514</b>	1'38.570	240,5	13:35'05.592
5	30.388	<b>46.104</b>	21.742	1'38.234	238,4	13:36'43.826
6	30.257	46.293	21.594	<b>1'38.144</b>	240,0	13:38'21.970
7	30.382	46.901	21.912	1'39.195	238,4	13:40'01.165
8	30.452	46.409	21.891	1'38.752	238,4	13:41'39.917
9	30.331	48.982	21.885	1'41.198	238,9	13:43'21.115
10	30.561	46.592	21.821	1'38.974	240,5	13:45'00.089
11	30.255	46.376	21.722	1'38.353	241,6	13:46'38.442
12	30.439	47.635	21.891	1'39.965	<b>242,2</b>	13:48'18.407
13	30.324	46.646	1'51.452	3'08.422P	241,1	13:51'26.829
14	34.508	47.008	21.834	1'43.350P	239,5	13:53'10.179
15	30.676	46.593	21.916	1'39.185	240,0	13:54'49.364
16	30.475	46.486	21.696	1'38.657	240,5	13:56'28.021

### 114 K-PAX Racing (1'35.805)

Lap	Seg.1	Seg.2	Seg.3	Lap Time	km/h	Local Time
Slade Stewart						
1		1'18.995	40.354	2'55.230	102,8	13:30'01.824
2	33.011	47.309	21.465	1'41.785	238,9	13:31'43.609
3	30.590	45.821	21.536	1'37.947	241,1	13:33'21.556
4	30.271	45.808	21.561	1'37.640	240,0	13:34'59.196
5	30.264	45.607	21.740	1'37.611	239,5	13:36'36.807
6	30.426	45.645	21.724	1'37.795	240,0	13:38'14.602
7	31.195	45.765	21.707	1'38.667	241,1	13:39'53.269
8	31.067	46.273	21.521	1'38.861	239,5	13:41'32.130
9	30.399	45.971	21.430	1'37.800	240,0	13:43'09.930
10	30.744	45.856	21.757	1'38.357	240,5	13:44'48.287
11	30.549	45.786	21.601	1'37.936	240,0	13:46'26.223

17/11/2023

P = Pits In/Out - C = Lap Time Cancelled

Powered by FICr Perugia Timing

# ROGER DUBUIS

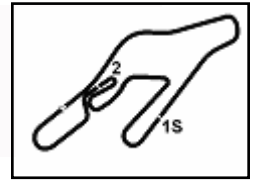




# 6th Round

6.5

USA



## USA - Chronological Analysis Race 2

Autodromo Vallelunga 4.085 m

Start at 13:27'06.594

3 / 8

Lap	Seg.1	Seg.2	Seg.3	Lap Time	km/h	Local Time	Driver
12	30.949	46.881	1'43.105	3'00.935P	235,8	13:49'27.158	Andy Lee
13	34.315	45.043	21.233	1'40.591P	240,5	13:51'07.749	
14	30.056	44.922	21.250	1'36.228	241,1	13:52'43.977	
15	29.786	45.351	21.285	1'36.422	242,2	13:54'20.399	
16	29.862	45.377	21.346	1'36.585	242,2	13:55'56.984	
17	30.492	45.453	21.363	1'37.308	239,5	13:57'34.292	
18	30.133	<b>44.868</b>	21.258	1'36.259	242,7	13:59'10.551	
19	29.781	45.401	21.192	1'36.374	242,2	14:00'46.925	
20	29.846	44.941	21.077	1'35.864	242,7	14:02'22.789	Carter Williams
21	29.793	44.990	<b>21.022</b>	<b>1'35.805</b>	242,2	14:03'58.594	
22	29.946	44.923	21.112	1'35.981	243,2	14:05'34.575	
23	29.824	46.337	22.192	1'38.353	242,7	14:07'12.928	
24	30.211	45.331	21.184	1'36.726	241,6	14:08'49.654	
25	29.855	45.447	21.458	1'36.760	242,2	14:10'26.414	
26	30.012	46.155	21.487	1'37.654	242,2	14:12'04.068	
27	30.440	45.965	21.798	1'38.203	241,1	14:13'42.271	
28	<b>29.753</b>	45.122	21.185	1'36.060	242,7	14:15'18.331	
29	29.787	45.374	21.247	1'36.408	<b>243,8</b>	14:16'54.739	
30	29.999	45.361	21.239	1'36.599	242,2	14:18'31.338	
Race Time 51'24.744 + 0.603Pen							

### 120 TPC Racing (1'35.387)

Lap	Seg.1	Seg.2	Seg.3	Lap Time	km/h	Local Time
Nicholas Reger						
1		1'20.771	41.535	2'54.440	110,2	13:30'01.034
2	31.707	46.348	21.325	1'39.380	237,9	13:31'40.414
3	29.795	45.292	21.186	1'36.273	240,0	13:33'16.687
4	29.764	45.241	21.080	1'36.085	238,9	13:34'52.772
5	29.626	45.180	21.145	1'35.951	240,5	13:36'28.723
6	<b>29.520</b>	44.929	<b>20.938</b>	<b>1'35.387</b>	240,0	13:38'04.110
7	29.757	<b>44.908</b>	21.152	1'35.817	240,0	13:39'39.927
8	29.770	45.039	20.961	1'35.770	<b>241,6</b>	13:41'15.697
9	29.643	45.498	21.130	1'36.271	240,5	13:42'51.968
10	29.671	45.130	21.218	1'36.019	240,5	13:44'27.987
11	29.560	45.010	21.155	1'35.725	240,5	13:46'03.712
12	29.887	45.200	21.430	1'36.517	240,5	13:47'40.229

### 124 ANSA Motorsport (1'36.762)

Lap	Seg.1	Seg.2	Seg.3	Lap Time	km/h	Local Time
Kevin Madsen						
1		1'09.233	36.411	2'57.194	122,9	13:30'03.788
2	33.751	47.819	22.048	1'43.618	238,4	13:31'47.406
3	30.650	45.508	21.280	1'37.438	242,2	13:33'24.844
4	<b>29.736</b>	45.922	21.447	1'37.105	242,2	13:35'01.949
5	30.261	46.161	<b>21.024</b>	1'37.446	242,2	13:36'39.395
6	29.803	45.582	21.391	1'36.776	242,2	13:38'16.171
7	29.866	45.926	21.500	1'37.292	<b>244,3</b>	13:39'53.463
8	30.365	<b>45.362</b>	21.152	1'36.879	241,6	13:41'30.342
9	29.833	45.577	21.352	<b>1'36.762</b>	243,2	13:43'07.104
10	30.052	45.444	21.499	1'36.995	243,2	13:44'44.099
11	29.984	45.651	21.500	1'37.135	242,7	13:46'21.234
12	29.858	45.796	21.551	1'37.205	<b>244,3</b>	13:47'58.439
13	29.854	45.770	21.397	1'37.021	243,8	13:49'35.460
14	29.951	45.910	21.579	1'37.440	243,8	13:51'12.900
15	30.129	45.753	21.562	1'37.444	242,2	13:52'50.344
16	30.057	45.639	21.565	1'37.261	243,2	13:54'27.605

### Ron Atapattu

17	29.994	45.860	1'45.253	3'01.107P	243,8	13:57'28.712
18	39.895	49.622	1'00.915	2'30.432P	233,8	13:59'59.144
19	32.385	49.673	23.004	1'45.062	241,1	14:01'44.206
20	32.449	53.810	23.303	1'49.562	238,9	14:03'33.768
21	32.511	51.061	23.222	1'46.794	235,8	14:05'20.562
22	32.702	50.788	23.580	1'47.070	239,5	14:07'07.632
23	33.018	50.838	23.249	1'47.105	241,1	14:08'54.737
24	33.370	50.321	23.166	1'46.857	241,1	14:10'41.594
25	33.740	49.091	23.896	1'46.727	237,4	14:12'28.321
26	32.130	50.286	23.331	1'45.747	240,5	14:14'14.068
27	32.655	49.371	23.002	1'45.028	240,0	14:15'59.096
28	32.043	49.767	23.807	1'45.617	240,0	14:17'44.713

### 122 World Speed Motorsports (1'35.376)

Lap	Seg.1	Seg.2	Seg.3	Lap Time	km/h	Local Time
Sean Prewett						
1		1'14.868	37.983	2'56.784	117,9	13:30'03.378
2	36.304	50.255	22.612	1'49.171	236,8	13:31'52.549

17/11/2023

P = Pits In/Out - C = Lap Time Cancelled

Powered by FICr Perugia Timing

# ROGER DUBUIS

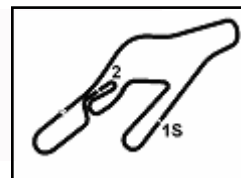




# 6th Round

**6.5**

USA



## USA - Chronological Analysis Race 2

Autodromo Vallelunga 4.085 m

Start at 13:27'06.594

4 / 8

Race Time 50'38.119

130 ANSA Motorsport (1'34.842)						
Lap	Seg.1	Seg.2	Seg.3	Lap Time	km/h	Local Time
Sebastian Saavedra						
1		1'23.194	41.854	2'54.033	107,2	13:30'00.627
2	31.970	46.050	21.200	1'39.220	240,5	13:31'39.847
3	29.680	45.164	21.008	1'35.852	242,7	13:33'15.699
4	29.760	45.225	20.899	1'35.884	242,7	13:34'51.583
5	29.427	44.803	20.929	1'35.159	243,8	13:36'26.742
6	<b>29.323</b>	44.803	<b>20.795</b>	1'34.921	242,2	13:38'01.663
7	29.329	<b>44.705</b>	20.808	<b>1'34.842</b>	243,8	13:39'36.505
8	29.337	44.814	21.074	1'35.225	243,2	13:41'11.730
9	29.405	44.894	21.000	1'35.299	242,2	13:42'47.029
10	29.521	44.862	21.317	1'35.700	242,7	13:44'22.729
11	29.527	44.994	21.267	1'35.788	<b>244,3</b>	13:45'58.517
Nicolas Jamin						
12	29.560	45.007	2'05.121	3'19.688P	243,8	13:49'18.205
Race Time 22'11.611						

141 K-PAX Racing (1'35.722)						
Lap	Seg.1	Seg.2	Seg.3	Lap Time	km/h	Local Time
Paul Nemschoff						
1		1'18.305	39.843	2'55.501	117,8	13:30'02.095
2	33.916	47.261	21.744	1'42.921	235,3	13:31'45.016
3	30.364	46.183	21.654	1'38.201	239,5	13:33'23.217
4	30.592	45.908	21.612	1'38.112	240,5	13:35'01.329
5	30.822	46.969	21.851	1'39.642	238,9	13:36'40.971
6	30.798	47.075	21.622	1'39.495	236,8	13:38'20.466
7	30.462	46.622	21.649	1'38.733	239,5	13:39'59.199
8	31.020	45.594	21.575	1'38.189	238,4	13:41'37.388
9	30.812	45.172	21.537	1'37.521	239,5	13:43'14.909
10	30.679	45.643	21.582	1'37.904	239,5	13:44'52.813
11	30.331	45.496	21.461	1'37.288	240,0	13:46'30.101

146 PPM (1'34.731)							
Lap	Seg.1	Seg.2	Seg.3	Lap Time	km/h	Local Time	
John Dubets							
1		1'23.392		42.835	2'54.018	120,5	13:30'00.612
2	31.755	45.664		21.091	1'38.510	238,9	13:31'39.122
3	29.520	45.443		20.934	1'35.897	242,7	13:33'15.019
4	29.639	44.719		20.880	1'35.238	241,1	13:34'50.257
5	29.288	44.651		<b>20.811</b>	1'34.750	242,2	13:36'25.007
6	29.323	44.700		20.975	1'34.998	241,1	13:38'00.005
7	29.407	<b>44.486</b>		20.838	<b>1'34.731</b>	242,2	13:39'34.736
8	29.241	44.847		20.937	1'35.025	242,2	13:41'09.761
9	29.231	44.695		20.959	1'34.885	242,2	13:42'44.646
10	29.383	44.894		21.351	1'35.628	242,7	13:44'20.274
11	<b>29.179</b>	44.864		21.006	1'35.049	242,2	13:45'55.323
12	29.293	45.334		21.056	1'35.683	242,2	13:47'31.006
13	29.192	45.064		21.005	1'35.261	241,6	13:49'06.267
14	29.407	44.941		21.142	1'35.490	240,5	13:50'41.757
15	30.350	45.892		21.719	1'37.961	<b>243,8</b>	13:52'19.718
Thomas Capizzi							
16	30.624	45.406		1'45.899	3'01.929P	241,6	13:55'21.647
17	36.755	48.163		21.621	1'46.539P	237,9	13:57'08.186
18	31.027	48.386		21.688	1'41.101	239,5	13:58'49.287
19	31.105	48.031		21.486	1'40.622	240,5	14:00'29.909
20	30.698	48.344		21.624	1'40.666	241,6	14:02'10.575
21	31.215	47.634		22.258	1'41.107	240,5	14:03'51.682
22	30.814	47.370		21.678	1'39.862	242,2	14:05'31.544
23	30.574	48.288		21.726	1'40.588	242,2	14:07'12.132
24	31.440	48.311		22.810	1'42.561	239,5	14:08'54.693
25	31.392	47.387		21.904	1'40.683	241,6	14:10'35.376
26	30.417	47.590		21.822	1'39.829	242,2	14:12'15.205
27	30.419	47.195		21.886	1'39.500	241,6	14:13'54.705
28	31.362	48.644		22.061	1'42.067	239,5	14:15'36.772
29	31.369	47.695		21.705	1'40.769	240,5	14:17'17.541
30	30.690	47.605		21.775	1'40.070	242,2	14:18'57.611
Race Time 51'21.855 + 0.222Pen							

145 PPM (1'36.689)						
Lap	Seg.1	Seg.2	Seg.3	Lap Time	km/h	Local Time
Rob Walker						
1		1'19.271	40.848	2'55.064	114,5	13:30'01.658
2	33.293	46.938	21.519	1'41.750	238,4	13:31'43.408
3	30.050	46.052	21.326	1'37.428	242,2	13:33'20.836
4	30.018	45.949	21.392	1'37.359	240,5	13:34'58.195
5	30.061	45.468	21.243	1'36.772	241,1	13:36'34.967

17/11/2023

P = Pits In/Out - C = Lap Time Cancelled

Powered by FICr Perugia Timing

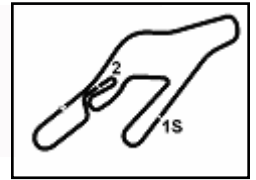
**ROGER DUBUIS****HANKOOK**  
driving emotion



# 6th Round

**6.5**

USA



## USA - Chronological Analysis Race 2

Autodromo Vallelunga 4.085 m

Start at 13:27'06.594

5 / 8

148 PPM (1'36.376)						
Lap	Seg.1	Seg.2	Seg.3	Lap Time	km/h	Local Time
David Staab						
1		1'20.232	41.306	2'54.716	112,9	13:30'01.310
2	33.166	46.758	21.597	1'41.521	238,4	13:31'42.831
3	30.247	45.807	21.303	1'37.357	240,0	13:33'20.188
4	30.079	45.665	21.334	1'37.078	239,5	13:34'57.266
5	<b>29.753</b>	45.471	<b>21.231</b>	1'36.455	240,0	13:36'33.721
6	29.892	45.257	21.257	1'36.406	239,5	13:38'10.127
7	29.825	45.296	21.328	1'36.449	240,5	13:39'46.576
8	30.006	45.610	21.486	1'37.102	<b>241,1</b>	13:41'23.678
9	29.909	<b>45.229</b>	21.238	<b>1'36.376</b>	240,0	13:43'00.054
10	29.873	45.366	21.494	1'36.733	<b>241,1</b>	13:44'36.787
11	29.943	46.719	21.512	1'38.174	<b>241,1</b>	13:46'14.961
12	29.972	45.570	1'49.445	3'04.987P	<b>241,1</b>	13:49'19.948
13	35.296	45.906	21.363	1'42.565P	240,5	13:51'02.513
14	30.188	45.560	21.466	1'37.214	239,5	13:52'39.727
15	30.121	45.647	21.500	1'37.268	240,0	13:54'16.995
16	30.121	45.768	21.602	1'37.491	240,5	13:55'54.486
17	29.953	46.428	21.737	1'38.118	<b>241,1</b>	13:57'32.604
18	30.122	45.577	21.631	1'37.330	240,0	13:59'09.934
19	29.766	46.519	22.182	1'38.467	240,0	14:00'48.401
20	30.176	45.702	21.458	1'37.336	<b>241,1</b>	14:02'25.737
21	30.046	45.787	21.525	1'37.358	240,5	14:04'03.095
22	29.869	45.968	21.510	1'37.347	240,5	14:05'40.442
23	29.949	46.512	21.862	1'38.323	<b>241,1</b>	14:07'18.765
24	30.331	45.957	21.696	1'37.984	240,0	14:08'56.749
25	31.507	46.975	21.949	1'40.431	240,0	14:10'37.180
26	30.422	46.367	21.867	1'38.656	240,0	14:12'15.836
27	30.494	47.159	22.078	1'39.731	240,0	14:13'55.567
28	30.673	47.062	21.894	1'39.629	239,5	14:15'35.196
29	30.135	47.362	21.963	1'39.460	239,5	14:17'14.656
30	30.936	47.087	22.211	1'40.234	238,9	14:18'54.890
				Race Time	51'48.296	

25	30.965	47.904	21.953	1'40.822	239,5	14:11'24.044
26	30.573	46.871	21.980	1'39.424	240,0	14:13'03.468
27	30.979	46.882	22.169	1'40.030	240,0	14:14'43.498
28	30.967	47.154	21.824	1'39.945	238,9	14:16'23.443
29	31.068	46.919	22.137	1'40.124	240,0	14:18'03.567
				Race Time	50'56.973	

150 US Racetratics (1'38.342)						
Lap	Seg.1	Seg.2	Seg.3	Lap Time	km/h	Local Time
Mark Wilgus						
1		1'18.467	40.424	2'55.332	119,3	13:30'01.926
2	33.428	47.201	21.515	1'42.144	236,3	13:31'44.070
3	30.635	46.307	<b>21.449</b>	1'38.391	237,9	13:33'22.461
4	<b>30.494</b>	46.265	21.583	<b>1'38.342</b>	238,4	13:35'00.803
5	30.685	47.283	21.830	1'39.798	240,0	13:36'40.601
6	30.800	46.782	21.636	1'39.218	238,4	13:38'19.819
7	30.625	46.612	21.919	1'39.156	240,0	13:39'58.975
8	31.587	46.658	21.771	1'40.016	237,9	13:41'38.991
9	30.984	46.575	21.685	1'39.244	238,9	13:43'18.235
10	30.735	46.804	21.727	1'39.266	239,5	13:44'57.501
11	30.651	47.593	22.028	1'40.272	239,5	13:46'37.773
12	30.931	47.255	1'47.054	3'05.240P	240,0	13:49'43.013
13	34.338	<b>45.932</b>	21.763	1'42.033P	239,5	13:51'25.046
14	31.740	46.654	21.857	1'40.251	237,9	13:53'05.297
15	30.785	46.555	22.121	1'39.461	239,5	13:54'44.758
16	31.221	46.678	21.911	1'39.810	239,5	13:56'24.568
17	31.221	46.672	21.947	1'39.840	240,0	13:58'04.408
18	30.969	46.821	22.339	1'40.129	239,5	13:59'44.537
19	31.007	46.697	21.921	1'39.625	238,4	14:01'24.162
20	30.874	47.377	22.000	1'40.251	239,5	14:03'04.413
21	31.228	47.138	21.832	1'40.198	<b>241,1</b>	14:04'44.611
22	30.871	46.762	21.860	1'39.493	240,5	14:06'24.104
23	30.701	46.400	21.697	1'38.798	240,0	14:08'02.902
24	30.826	47.591	21.903	1'40.320	238,4	14:09'43.222

155 Forty7 (1'35.983)						
Lap	Seg.1	Seg.2	Seg.3	Lap Time	km/h	Local Time
AJ Muss						
1		1'19.816	41.021	2'54.626	112,5	13:30'01.220
2	32.120	46.820	21.913	1'40.853	238,4	13:31'42.073
3	29.996	45.598	21.540	1'37.134	240,0	13:33'19.207
4	30.132	45.222	21.274	1'36.628	238,9	13:34'55.835
5	30.320	45.099	21.202	1'36.621	240,0	13:36'32.456
6	30.030	45.368	21.200	1'36.598	239,5	13:38'09.054
7	30.107	45.338	21.356	1'36.801	240,5	13:39'45.855
8	30.181	45.057	21.239	1'36.477	240,5	13:41'22.332
9	29.811	<b>44.977</b>	21.331	1'36.119	240,0	13:42'58.451
10	29.926	45.545	21.487	1'36.958	240,5	13:44'35.409
11	29.955	45.368	21.434	1'36.757	240,0	13:46'12.166
Joel Miller						
12	30.047	45.256	1'45.181	3'00.484P	240,5	13:49'12.650
13	34.744	45.898	21.382	1'42.024P	240,5	13:50'54.674
14	30.298	45.589	21.170	1'37.057	242,2	13:52'31.731
15	30.067	45.082	21.421	1'36.570	241,1	13:54'08.301
16	30.006	45.279	21.105	1'36.390	242,2	13:55'44.691
17	29.987	45.238	<b>21.043</b>	1'36.268	242,7	13:57'20.959
18	29.804	45.278	21.233	1'36.315	242,7	13:58'57.274
19	29.855	45.202	21.127	1'36.184	242,7	14:00'33.458
20	29.717	46.195	21.456	1'37.368	243,8	14:02'10.826
21	30.272	45.486	21.157	1'36.915	242,7	14:03'47.741
22	29.708	45.195	21.177	1'36.080	243,2	14:05'23.821
23	29.802	45.527	21.084	1'36.413	243,2	14:07'00.234
24	29.704	45.173	21.106	<b>1'35.983</b>	242,7	14:08'36.217
25	<b>29.616</b>	45.488	21.130	1'36.234	243,2	14:10'12.451
26	29.730	45.506	21.177	1'36.413	<b>244,3</b>	14:11'48.864
27	29.854	45.338	21.391	1'36.583	243,2	14:13'25.447
28	29.961	45.552	21.167	1'36.680	243,8	14:15'02.127
29	29.939	46.147	21.228	1'37.314	242,7	14:16'39.441
30	29.939	45.814	21.521	1'37.274	243,2	14:18'16.715
				Race Time	51'10.121	

164 K-PAX Racing (1'36.101)						
Lap	Seg.1	Seg.2	Seg.3	Lap Time	km/h	Local Time
Thomas Tait						
1		1'17.248	38.704	2'56.149	100,5	13:30'02.743
2	35.224	48.679	21.909	1'45.812	233,8	13:31'48.555
3	30.932	46.937	21.618	1'39.487	240,5	13:33'28.042
4	31.050	46.120	21.702	1'38.872	236,3	13:35'06.914
5	30.754	45.838	21.614	1'38.206	238,4	13:36'45.120
6	30.642	45.878	21.682	1'38.202	238,9	13:38'23.322
7	30.666	45.901	21.831	1'38.398	241,1	13:40'01.720
8	30.758	46.160	21.701	1'38.619	239,5	13:41'40.339
9	30.732	46.242	21.547	1'38.521	238,9	13:43'18.860
10	30.724	46.854	21.738	1'39.316	238,9	13:44'58.176
11	30.536	45.880	21.588	1'38.004	239,5	13:46'36.180
12	30.600	46.447	21.746	1'38.793	239,5	13:48'14.973
Guy Cosmo						
13	31.670	46.932	1'44.815	3'03.417P	239,5	13:51'18.390
14	34.135	45.377	21.320	1'40.832P	239,5	13:52'59.222
15	29.967	45.498	21.443	1'36.908	241,1	13:54'36.130
16	30.167	45.332	21.167	1'36.666	241,1	13:56'12.796

17/11/2023

P = Pits In/Out - C = Lap Time Cancelled

Powered by FICr Perugia Timing

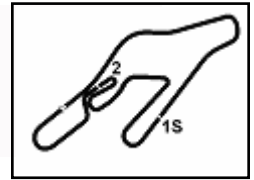
**ROGER DUBUIS****HANKOOK**  
driving emotion



# 6th Round

6.5

USA



## USA - Chronological Analysis Race 2

Autodromo Vallelunga 4.085 m

Start at 13:27'06.594

6 / 8

17	30.045	45.368	21.303	1'36.716	241,6	13:57'49.512	9	31.420	47.449	22.301	1'41.170	241,1	13:43'36.048
18	29.860	45.295	21.269	1'36.424	241,1	13:59'25.936	10	31.800	47.572	22.342	1'41.714	238,9	13:45'17.762
19	29.839	45.396	21.240	1'36.475	241,6	14:01'02.411	11	31.740	47.946	22.155	1'41.841	237,9	13:46'59.603
20	<b>29.715</b>	45.268	<b>21.118</b>	<b>1'36.101</b>	<b>242,7</b>	14:02'38.512							
Alexandre Premat													
21	29.785	<b>45.107</b>	21.220	1'36.112	242,2	14:04'14.624	12	31.950	47.832	1'47.503	3'07.285P	239,5	13:50'06.888
22	29.887	45.869	21.485	1'37.241	242,2	14:05'51.865	13	34.937	45.058	20.974	1'40.969P	242,2	13:51'47.857
23	30.013	46.027	21.829	1'37.869	<b>242,7</b>	14:07'29.734	14	29.861	44.775	20.906	1'35.542	243,2	13:53'23.399
24	29.968	45.392	21.407	1'36.767	<b>242,7</b>	14:09'06.501	15	29.592	45.083	20.886	1'35.561	244,3	13:54'58.960
25	29.884	45.428	21.519	1'36.831	<b>242,7</b>	14:10'43.332	16	29.594	44.748	<b>20.857</b>	1'35.199	244,3	13:56'34.159
26	30.578	45.761	21.399	1'37.738	<b>242,7</b>	14:12'21.070	17	29.646	45.400	21.218	1'36.264	243,2	13:58'10.423
27	29.961	45.467	21.576	1'37.004	242,2	14:13'58.074	18	29.742	45.404	22.365	1'37.511	243,2	13:59'47.934
28	29.960	46.100	21.574	1'37.634	<b>242,7</b>	14:15'35.708	19	29.830	46.420	21.002	1'37.252	242,7	14:01'25.186
29	30.028	45.597	21.373	1'36.998	241,1	14:17'12.706	20	30.044	45.594	20.995	1'36.633	240,0	14:03'01.819
30	29.886	45.343	21.360	1'36.589	242,2	14:18'49.295	21	29.488	44.769	20.958	1'35.215	242,7	14:04'37.034
Race Time 51'42.701													

### 168 K-PAX Racing (1'35.841)

Lap	Seg.1	Seg.2	Seg.3	Lap Time	km/h	Local Time
Johannes van Overbeek						
1		1'21.034	42.400	2'54.512	109,3	13:30'01.106
2	32.346	46.534	21.249	1'40.129	238,9	13:31'41.235
3	29.817	45.102	<b>20.947</b>	1'35.866	241,6	13:33'17.101
4	29.850	45.193	21.111	1'36.154	<b>242,7</b>	13:34'53.255
5	29.976	<b>44.913</b>	21.024	1'35.913	241,6	13:36'29.168
6	30.000	45.211	21.006	1'36.217	241,1	13:38'05.385
7	30.044	45.249	21.108	1'36.401	241,1	13:39'41.786
8	29.853	44.969	21.019	<b>1'35.841</b>	242,2	13:41'17.627
9	29.754	45.089	21.094	1'35.937	241,6	13:42'53.564
10	29.848	45.163	21.122	1'36.133	241,6	13:44'29.697
11	<b>29.687</b>	45.375	21.072	1'36.134	241,1	13:46'05.831
12	29.708	45.230	21.276	1'36.214	242,2	13:47'42.045
13	29.810	45.291	21.161	1'36.262	242,2	13:49'18.307
14	29.971	45.714	21.455	1'37.140	242,2	13:50'55.447
15	30.073	45.374	21.408	1'36.855	241,1	13:52'32.302
16	29.799	45.544	21.367	1'36.710	242,2	13:54'09.012

### 171 US Racetratics (1'34.646)

Lap	Seg.1	Seg.2	Seg.3	Lap Time	km/h	Local Time
Patrick Liddy						
1		1'26.558	43.615	2'53.426	146,7	13:30'00.020
2	31.478	45.184	21.066	1'37.728	247,7	13:31'37.748
3	29.563	44.828	<b>20.771</b>	1'35.162	247,7	13:33'12.910
4	29.432	44.693	21.060	1'35.185	247,1	13:34'48.095
5	<b>29.258</b>	44.806	20.851	1'34.915	248,3	13:36'23.010
6	29.344	<b>44.434</b>	20.868	<b>1'34.646</b>	246,6	13:37'57.656
7	29.262	44.714	20.837	1'34.813	248,3	13:39'32.469
8	29.319	44.733	20.809	1'34.861	248,3	13:41'07.330
9	29.404	44.649	20.892	1'34.945	247,7	13:42'42.275
10	29.518	44.816	20.873	1'35.207	248,3	13:44'17.482
11	29.402	44.959	21.062	1'35.423	248,3	13:45'52.905
12	29.404	44.693	21.149	1'35.246	248,3	13:47'28.151
13	29.471	44.957	21.433	1'35.861	248,3	13:49'04.012
14	29.753	45.247	21.557	1'36.557	248,3	13:50'40.569
15	29.491	44.978	21.121	1'35.590	<b>248,8</b>	13:52'16.159
16	29.611	44.898	21.390	1'35.899	247,7	13:53'52.058

### Christopher Bellomo

17	29.921	45.321	1'42.838	2'58.080P	241,6	13:57'07.092
18	35.441	46.134	21.590	1'43.165P	239,5	13:58'50.257
19	30.736	48.081	21.653	1'40.470	241,6	14:00'30.727
20	30.823	48.100	21.784	1'40.707	240,5	14:02'11.434
21	30.726	46.815	22.239	1'39.780	241,1	14:03'51.214
22	30.436	46.011	21.562	1'38.009	240,5	14:05'29.223
23	30.515	46.349	21.820	1'38.684	241,6	14:07'07.907
24	31.699	46.053	21.491	1'39.243	241,6	14:08'47.150
25	30.488	46.049	21.786	1'38.323	241,1	14:10'25.473
26	30.396	45.986	21.448	1'37.830	240,5	14:12'03.303
27	30.743	46.201	22.503	1'39.447	241,6	14:13'42.750
28	30.552	45.993	21.777	1'38.322	241,6	14:15'21.072
29	30.319	46.337	21.643	1'38.299	241,6	14:16'59.371
30	30.659	46.615	22.228	1'39.502	241,6	14:18'38.873
Race Time 51'32.279						

### 170 US Racetratics (1'35.125)

Lap	Seg.1	Seg.2	Seg.3	Lap Time	km/h	Local Time
Jason Logan						
1		1'15.372	36.975	2'56.997	106,8	13:30'03.591
2	35.470	49.308	21.911	1'46.689	237,4	13:31'50.280
3	31.654	47.544	22.018	1'41.216	238,9	13:33'31.496
4	31.396	47.326	21.731	1'40.453	238,9	13:35'11.949
5	31.538	47.243	21.938	1'40.719	237,9	13:36'52.668
6	31.484	47.236	21.889	1'40.609	237,9	13:38'33.277
7	31.330	47.122	22.156	1'40.608	238,4	13:40'13.885
8	31.244	47.496	22.253	1'40.993	240,5	13:41'54.878

### 177 Forty7 (1'34.673)

Lap	Seg.1	Seg.2	Seg.3	Lap Time	km/h	Local Time
24	30.372	45.642	21.336	1'37.350	248,3	14:08'30.219
25	30.336	45.761	21.390	1'37.487	248,3	14:10'07.706
26	30.274	46.307	21.189	1'37.770	248,3	14:11'45.476
27	30.202	45.854	21.692	1'37.748	248,3	14:13'23.224
28	31.096	45.982	21.317	1'38.395	244,3	14:15'01.619
29	30.140	45.779	21.319	1'37.238	247,7	14:16'38.857
30	30.145	47.166	21.528	1'38.839	<b>248,8</b>	14:18'17.696
Race Time 51'11.102						

17/11/2023

P = Pits In/Out - C = Lap Time Cancelled

Powered by FICr Perugia Timing

# ROGER DUBUIS

# HANKOOK

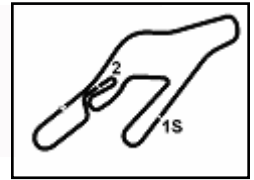
driving emotion



# 6th Round

6.5

USA



## USA - Chronological Analysis Race 2

Autodromo Vallelunga 4.085 m

Start at 13:27'06.594

7 / 8

Jake Walker													
Lap	Seg.1	Seg.2	Seg.3	Lap Time	km/h	Local Time							
1	1'24.909	43.198	2'53.692	118,6	13:30'00.286	28	29.366	44.900	21.761	1'36.027	247,1	14:14'13.970	
2	31.608	45.829	21.082	1'38.519	241,6	13:31'38.805	29	29.388	45.192	21.141	1'35.721	246,6	14:15'49.691
3	29.676	45.207	21.106	1'35.989	243,2	13:33'14.794	30	29.401	45.629	21.384	1'36.414	244,9	14:17'26.105
4	29.453	44.383	21.033	1'34.869	243,2	13:34'49.663	<b>186 US Racetratics (1'38.829)</b>						
5	29.507	44.533	20.887	1'34.927	243,2	13:36'24.590							
6	29.140	44.641	20.892	1'34.673	243,8	13:37'59.263							
7	29.214	44.664	20.925	1'34.803	244,3	13:39'34.066							
8	29.338	44.665	20.951	1'34.954	244,9	13:41'09.020							
9	29.304	44.745	21.101	1'35.150	243,8	13:42'44.170							
10	29.408	44.753	21.137	1'35.298	244,3	13:44'19.468							
11	29.463	44.830	21.172	1'35.465	243,8	13:45'54.933							
12	29.369	46.079	1'48.614	3'04.062P	244,3	13:48'58.995							
13	32.958	44.945	21.075	1'38.978P	243,8	13:50'37.973							
14	29.535	44.729	21.144	1'35.408	244,3	13:52'13.381							
15	29.431	44.812	21.144	1'35.387	243,8	13:53'48.768							
16	29.415	45.080	21.228	1'35.723	244,9	13:55'24.491							
17	29.479	44.996	21.343	1'35.818	244,3	13:57'00.309							
18	29.403	44.995	21.272	1'35.670	244,9	13:58'35.979							
19	29.557	44.902	21.129	1'35.588	242,7	14:00'11.567							
20	29.455	44.844	21.323	1'35.622	245,5	14:01'47.189							
21	29.621	45.216	21.168	1'36.005	244,3	14:03'23.194							
22	29.210	44.691	21.177	1'35.078	245,5	14:04'58.272							
23	29.490	45.327	21.434	1'36.251	244,9	14:06'34.523							
24	29.427	45.129	21.316	1'35.872	244,9	14:08'10.395							
25	29.366	45.063	21.528	1'35.957	244,9	14:09'46.352							
26	29.285	45.600	21.209	1'36.094	246,0	14:11'22.446							
27	29.371	45.547	21.299	1'36.217	246,0	14:12'58.663							
28	29.258	45.138	21.357	1'35.753	244,9	14:14'34.416							
29	29.241	45.217	21.281	1'35.739	244,3	14:16'10.155							
30	29.393	45.283	21.379	1'36.055	244,9	14:17'46.210							
Race Time 50'39.616							24	30.455	46.797	22.596	1'39.848	240,0	14:09'54.850
							25	30.589	46.719	22.157	1'39.465	241,1	14:11'34.315
							26	30.669	47.115	22.328	1'40.112	241,1	14:13'14.427
							27	30.621	47.149	22.149	1'39.919	240,5	14:14'54.346
							28	31.412	47.343	22.369	1'41.124	238,4	14:16'35.470
							29	31.766	46.640	22.804	1'41.210	239,5	14:18'16.680
Race Time 51'10.086													

### 184 Wayne Taylor Racing (1'33.702)

Lap	Seg.1	Seg.2	Seg.3	Lap Time	km/h	Local Time
Ryan Norman						
1	1'27.199	43.323	2'53.050	119,9	13:29'59.644	
2	30.291	44.458	20.693	1'35.442	242,7	13:31'35.086
3	29.088	44.059	20.705	1'33.852	241,6	13:33'08.938
4	28.917	44.028	20.757	1'33.702	244,3	13:34'42.640
5	28.959	44.081	20.778	1'33.818	242,7	13:36'16.458
6	29.061	44.115	21.083	1'34.259	241,6	13:37'50.717
7	28.953	44.342	20.848	1'34.143	244,3	13:39'24.860
8	29.056	44.302	20.922	1'34.280	244,9	13:40'59.140
9	29.038	44.512	21.003	1'34.553	246,6	13:42'33.693
10	29.048	44.767	20.963	1'34.778	245,5	13:44'08.471
11	28.983	44.343	21.091	1'34.417	242,7	13:45'42.888
12	29.207	45.556	21.010	1'35.773	246,0	13:47'18.661
13	29.217	44.662	20.881	1'34.760	246,6	13:48'53.421
14	31.196	45.150	21.235	1'37.581	233,3	13:50'31.002
15	29.294	44.990	1'47.137	3'01.421P	246,0	13:53'32.423
16	33.357	44.609	20.850	1'38.816P	243,2	13:55'11.239
17	28.998	44.605	20.999	1'34.602	243,8	13:56'45.841
18	29.037	44.689	21.072	1'34.798	243,8	13:58'20.639
19	29.141	44.652	21.067	1'34.860	243,8	13:59'55.499
20	29.135	45.053	21.081	1'35.269	244,3	14:01'30.768
21	29.443	44.771	21.439	1'35.653	245,5	14:03'06.421
22	29.345	44.987	21.145	1'35.477	245,5	14:04'41.898
23	29.091	44.946	21.028	1'35.065	247,1	14:06'16.963
24	29.161	45.023	21.113	1'35.297	244,9	14:07'52.260
25	29.164	44.731	21.156	1'35.051	244,9	14:09'27.311
26	29.503	44.839	21.129	1'35.471	244,9	14:11'02.782
27	29.223	44.872	21.066	1'35.161	247,1	14:12'37.943

### 188 TR3 Racing (1'34.746)

Lap	Seg.1	Seg.2	Seg.3	Lap Time	km/h	Local Time
Lucas Petersson						
1		1'24.487	42.160	2'53.564	131,4	13:30'00.158
2	30.880	45.035	20.895	1'36.810	241,1	13:31'36.968
3	29.435	44.554	20.761	1'34.750	242,2	13:33'11.718
4	29.350	44.541	20.864	1'34.755	242,7	13:34'46.473
5	29.404	44.529	20.813	1'34.746	242,7	13:36'21.219
6	29.394	44.732	20.837	1'34.963	242,2	13:37'56.182
7	29.409	44.682	20.894	1'34.985	241,6	13:39'31.167
8	29.270	44.672	20.890	1'34.832	242,7	13:41'05.999
9	29.418	44.869	20.945	1'35.232	242,2	13:42'41.231
10	29.418	44.665	20.999	1'35.082	242,7	13:44'16.313
11	29.540	44.778	21.043	1'35.361	242,7	13:45'51.674
Giano Taurino						
12	29.333	45.099	1'43.529	2'57.961P	242,7	13:48'49.635
13	34.054	44.875	21.167	1'40.096P	237,9	13:50'29.731
14	29.785	45.034	21.083	1'35.902	242,2	13:52'05.633
15	29.531	44.810	21.137	1'35.478	242,7	13:53'41.111
16	29.512	45.021	21.140	1'35.673	242,7	13:55'16.784
17	29.600	44.706	21.271	1'35.577	242,2	13:56'52.361
18	29.592	44.892	21.147	1'35.631	242,2	13:58'27.992
19	29.515	44.746	21.205	1'35.466	242,7	14:00'03.458
20	29.569	45.350	21.248	1'36.167	243,2	14:01'39.625

17/11/2023

P = Pits In/Out - C = Lap Time Cancelled

Powered by FICr Perugia Timing

# ROGER DUBUIS

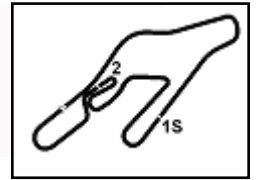




6<sup>th</sup> Round

6.5

USA



Autodromo Vallelunga 4.085 m

8 / 8

### USA - Chronological Analysis Race 2

Start at 13:27'06.594

21	29.590	45.207	21.302	1'36.099	243,2	14:03'15.724
22	29.602	45.547	21.171	1'36.320	243,2	14:04'52.044
23	29.447	45.374	21.292	1'36.113	243,8	14:06'28.157
24	29.928	45.133	21.125	1'36.186	243,8	14:08'04.343
25	29.568	45.330	21.261	1'36.159	241,6	14:09'40.502
26	29.564	45.507	21.445	1'36.516	243,2	14:11'17.018
27	29.581	45.007	21.188	1'35.776	242,7	14:12'52.794
28	29.660	45.259	21.351	1'36.270	242,7	14:14'29.064
29	29.548	45.387	21.311	1'36.246	243,2	14:16'05.310
30	29.765	45.722	21.436	1'36.923	<b>244,3</b>	14:17'42.233
						Race Time 50'35.639