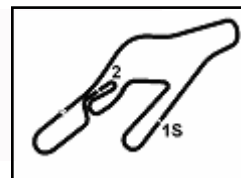




6th Round

5.5
USA



USA - Chronological Analysis Collective Test 5

Autodromo Vallelunga 4.085 m

1 / 7

101 Wayne Taylor Racing (1'34.229)							26	29.974	44.902	21.097	1'35.973	236,3	13:45'31.779
Lap	Seg.1	Seg.2	Seg.3	Lap Time	km/h	Local Time							
Danny Formal													
1						12:50'05.342							
2	1'05.750	1'01.242	25.675	2'32.667P	152,1	12:52'38.009							
3	36.644	53.553	3'09.190	4'39.387P	152,8	12:57'17.396							
4	36.150	48.392	21.732	1'46.274P	232,3	12:59'03.670							
5	31.288	45.160	21.434	1'37.882	236,8	13:00'41.552							
6	29.865	45.184	21.345	1'36.394	241,1	13:02'17.946							
7	29.746	44.984	21.260	1'35.990	238,9	13:03'53.936							
8	29.613	44.693	21.033	1'35.339	238,9	13:05'29.275							
9	30.291	47.537	2'52.409	4'10.237P	237,9	13:09'39.512							
10	39.261	50.776	22.339	1'52.376P	218,2	13:11'31.888							
11	32.771	48.059	2'59.320	4'20.150P	218,2	13:15'52.038							
12	36.589	46.079	21.147	1'43.815P	234,8	13:17'35.853							
13	29.971	47.270	21.892	1'39.133	239,5	13:19'14.986							
14	29.354	44.347	20.774	1'34.475	241,6	13:20'49.461							
15	33.266	59.115	21.334	1'53.715	193,9	13:22'43.176							
16	29.322	44.465	20.787	1'34.574	239,5	13:24'17.750							
17	29.315	44.403	20.835	1'34.553	239,5	13:25'52.303							
18	31.075	55.890	3'18.988	4'45.953P	174,5	13:30'38.256							
19	39.554	47.017	21.310	1'47.881P	224,1	13:32'26.137							
20	29.572	1'00.761	21.443	1'51.776	238,9	13:34'17.913							
21	29.254	44.408	20.800	1'34.462	240,0	13:35'52.375							
22	29.329	44.402	20.776	1'34.507	240,0	13:37'26.882							
23	35.255	54.222	21.489	1'50.966	170,9	13:39'17.848							
24	29.214	44.963	23.710	1'37.887	240,5	13:40'55.735							
25	29.081	44.412	20.812	1'34.305	240,0	13:42'30.040							
26	29.917	1'12.891	22.803	2'05.611	238,9	13:44'35.651							
27	29.054	44.431	20.774	1'34.259	242,2	13:46'09.910							
28	31.058	52.978	22.265	1'46.301	199,3	13:47'56.211							
29	29.420	44.127	20.682	1'34.229	238,9	13:49'30.440							

102 TPC Racing (1'35.612)							108 Wayne Taylor Racing (1'35.994)						
Lap	Seg.1	Seg.2	Seg.3	Lap Time	km/h	Local Time	Lap	Seg.1	Seg.2	Seg.3	Lap Time	km/h	Local Time
Alan Grossberg							Nathan Stacy						
1						12:53'19.023	1						12:50'17.886
2	50.534	59.064	47.850	2'37.448P	188,2	12:55'56.471	2	43.002	49.820	22.246	1'55.068P	228,3	12:52'12.954
3	41.848	57.538	2'06.369	3'45.755P	172,5	12:59'42.226	3	30.939	46.780	2'52.102	4'09.821P	234,8	12:56'22.775
4	42.123	48.420	22.499	1'53.042P	230,3	13:01'35.268	4	36.535	47.282	21.449	1'45.266P	234,8	12:58'08.041
5	32.173	48.306	22.954	1'43.433	232,3	13:03'18.701	5	30.500	46.760	21.554	1'38.814	236,8	12:59'46.855
6	32.776	49.712	22.616	1'45.104	231,3	13:05'03.805	6	29.987	45.710	21.786	1'37.483	237,9	13:01'24.338
7	32.475	47.634	22.156	1'42.265	231,8	13:06'46.070	7	29.841	45.591	20.966	1'36.398	237,9	13:03'00.736
8	33.888	49.781	22.742	1'46.411	232,3	13:08'32.481	8	29.978	45.475	21.013	1'36.466	238,4	13:04'37.202
9	32.171	48.004	22.540	1'42.715	232,8	13:10'15.196	9	29.782	45.677	21.196	1'36.655	238,4	13:06'13.857
10	32.308	47.364	22.356	1'42.028	232,8	13:11'57.224	10	30.203	45.663	3'18.601	4'34.467P	237,9	13:10'48.324
11	31.976	47.003	22.540	1'41.519	234,3	13:13'38.743	11	34.344	46.047	21.504	1'41.895P	235,8	13:12'30.219
12	32.224	47.769	22.157	1'42.150	232,8	13:15'20.893	12	30.867	46.315	21.374	1'38.556	234,8	13:14'08.775
13	32.238	48.656	3'18.611	4'39.505P	232,8	13:20'00.398	13	29.949	45.481	21.012	1'36.442	238,9	13:15'45.217
14	38.925	47.981	22.482	1'49.388P	228,8	13:21'49.786	14	29.636	45.322	21.036	1'35.994	238,4	13:17'21.211
15	32.345	47.020	22.293	1'41.658	232,8	13:23'31.444	15	30.215	45.755	21.142	1'37.112	240,0	13:18'58.323
16	31.738	46.352	21.965	1'40.055	233,3	13:25'11.499	Nicholas Persing						
17	31.658	47.125	22.224	1'41.007	234,3	13:26'52.506	16	30.370	46.148	1'34.858	2'51.376P	238,4	13:21'49.699
18	31.717	48.048	22.424	1'42.189	233,8	13:28'34.695	17	37.962	46.134	21.458	1'45.554P	235,3	13:23'35.253
19	31.615	46.464	21.960	1'40.039	233,3	13:30'14.734	18	29.783	47.211	21.702	1'38.696	238,9	13:25'13.949
20	32.127	46.674	22.139	1'40.940	233,8	13:31'55.674	19	32.337	51.588	7'13.534	8'37.459P	222,7	13:33'51.408
21	31.956	48.213	22.153	1'42.322	233,3	13:33'37.996	20	36.763	46.899	21.550	1'45.212P	230,3	13:35'36.620
22	31.500	47.165	22.146	1'40.811	233,8	13:35'18.807	21	29.772	45.787	21.215	1'36.774	236,3	13:37'13.394
23	32.647	46.919	3'58.829	5'18.395P	229,8	13:40'37.202	22	30.269	46.497	21.374	1'38.140	234,8	13:38'51.534
24	36.036	45.753	21.203	1'42.992P	231,8	13:42'20.194	23	29.487	45.638	21.137	1'36.262	237,9	13:40'27.796
25	29.922	44.691	20.999	1'35.612	235,8	13:43'55.806	24	30.265	46.214	21.288	1'37.767	237,4	13:42'05.563
							25	29.785	45.632	21.224	1'36.641	237,4	13:43'42.204
							26	30.152	45.762	21.501	1'37.415	236,3	13:45'19.619
							27	29.723	45.580	21.239	1'36.542	236,8	13:46'56.161
							28	29.593	45.704	21.099	1'36.396	237,9	13:48'32.557
							29	29.916	46.050	22.931	1'38.897	237,4	13:50'11.454

14/11/2023

P = Pits In/Out - C = Lap Time Cancelled

Powered by FICr Perugia Timing

ROGER DUBUIS

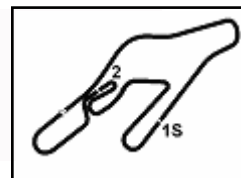




6th Round

5.5

USA



USA - Chronological Analysis Collective Test 5

Autodromo Vallelunga 4.085 m

2 / 7

22	30.971	48.070	22.596	1'41.637	234,3	13:28'52.331	11	30.548	45.319	21.434	1'37.301	234,8	13:14'53.062
23	30.874	47.551	23.170	1'41.595	235,3	13:30'33.926	12	31.801	45.867	21.385	1'39.053	235,8	13:16'32.115
24	31.031	49.497	22.659	1'43.187	235,8	13:32'17.113	13	30.193	44.994	21.231	1'36.418	237,4	13:18'08.533
25	30.954	48.906	23.062	1'42.922	235,3	13:34'00.035	14	30.555	47.312	4'01.492	5'19.359P	236,8	13:23'27.892
Tyler Hoffman													
26	31.442	49.686	2'05.144	3'26.272P	234,8	13:37'26.307	15	37.755	50.278	21.694	1'49.727P	166,4	13:25'17.619
27	36.869	47.702	21.761	1'46.332P	230,3	13:39'12.639	16	30.250	46.229	21.322	1'37.801	236,3	13:26'55.420
28	29.951	45.884	21.308	1'37.143	235,8	13:40'49.782	17	30.237	46.129	21.208	1'37.574	235,8	13:28'32.994
29	30.180	46.338	21.144	1'37.662	235,3	13:42'27.444	18	30.189	45.108	21.315	1'36.612	235,8	13:30'09.606
30	30.940	49.019	21.623	1'41.582	235,3	13:44'09.026	19	30.143	45.324	5'11.238	6'26.705P	236,3	13:36'36.311
31	30.022	46.154	21.578	1'37.754	236,3	13:45'46.780	20	34.920	45.540	43.381	2'03.841P	235,3	13:38'40.152
							21	34.310	45.246	21.173	1'40.729P	235,8	13:40'20.881
							22	29.985	44.965	21.029	1'35.979	235,8	13:41'56.860
							23	29.889	44.708	21.082	1'35.679	237,4	13:43'32.539
							24	29.974	44.977	21.222	1'36.173	237,4	13:45'08.712

110 Wayne Taylor Racing (1'37.777)

Lap	Seg.1	Seg.2	Seg.3	Lap Time	km/h	Local Time
-----	-------	-------	-------	----------	------	------------

Graham Doyle

1						12:50'10.888
2	1'00.786	1'01.152	25.494	2'27.432P	146,3	12:52'38.320
3	37.459	52.971	3'07.725	4'38.155P	219,1	12:57'16.475
4	38.008	48.503	22.649	1'49.160P	231,3	12:59'05.635
5	33.785	48.518	22.806	1'45.109	200,4	13:00'50.744
6	32.689	47.881	22.307	1'42.877	233,3	13:02'33.621
7	32.035	47.225	22.411	1'41.671	233,8	13:04'15.292
8	31.134	46.792	22.204	1'40.130	234,3	13:05'55.422
9	31.109	47.053	21.935	1'40.097	234,8	13:07'35.519
10	31.124	46.902	21.950	1'39.976	234,8	13:09'15.495
11	30.874	47.179	22.217	1'40.270	233,8	13:10'55.765
12	31.035	47.527	24.303	1'42.865	234,3	13:12'38.630
13	32.313	50.836	22.979	1'46.128	225,0	13:14'24.758
14	30.846	48.627	1'51.823	3'11.296P	235,8	13:17'36.054
15	36.188	49.502	22.743	1'48.433P	237,4	13:19'24.487
16	33.033	47.431	21.748	1'42.212	230,8	13:21'06.699
17	31.106	46.749	21.608	1'39.463	234,8	13:22'46.162
18	34.622	49.635	23.360	1'47.617	151,7	13:24'33.779
19	31.403	47.582	21.896	1'40.881	234,8	13:26'14.660
20	32.704	47.010	2'31.452	3'51.166P	233,3	13:30'05.826
21	37.459	47.775	22.285	1'47.519P	232,3	13:31'53.345
22	30.998	47.061	22.181	1'40.240	234,8	13:33'33.585
23	30.529	47.734	22.846	1'41.109	235,3	13:35'14.694
24	30.646	47.184	21.868	1'39.698	236,8	13:36'54.392
25	30.791	47.126	21.924	1'39.841	236,8	13:38'34.233
26	30.488	46.445	22.131	1'39.064	235,8	13:40'13.297
27	30.284	46.358	21.531	1'38.173	236,3	13:41'51.470
28	30.360	45.727	21.690	1'37.777	235,8	13:43'29.247
29	30.199	46.078	21.852	1'38.129	236,8	13:45'07.376
30	30.232	46.684	21.836	1'38.752	236,3	13:46'46.128
31	30.300	46.135	21.731	1'38.166	236,8	13:48'24.294
32	30.117	49.466	22.967	1'42.550	236,3	13:50'06.844

113 US Racetratics (1'38.601)

Lap	Seg.1	Seg.2	Seg.3	Lap Time	km/h	Local Time
-----	-------	-------	-------	----------	------	------------

Ofir Levy

1						13:06'54.118
2	47.131	58.064	26.183	2'11.378P	173,6	13:09'05.496
3	37.561	1'00.196	24.490	2'02.247	191,8	13:11'07.743
4	35.354	51.575	25.201	1'52.130	212,2	13:12'59.873
5	32.942	48.656	23.124	1'44.722	228,3	13:14'44.595
6	34.965	56.328	23.472	1'54.765	173,9	13:16'39.360
7	32.644	47.226	21.708	1'41.578	231,3	13:18'20.938
8	32.065	46.188	21.835	1'40.088	233,3	13:20'01.026
9	31.318	47.058	21.924	1'40.300	233,8	13:21'41.326
10	31.466	46.358	21.629	1'39.453	234,8	13:23'20.779
11	31.234	46.882	21.814	1'39.930	232,8	13:25'00.709
12	31.109	46.355	21.555	1'39.019	233,3	13:26'39.728
13	30.977	49.558	22.336	1'42.871	232,8	13:28'22.599
14	31.692	47.815	2'49.814	4'09.321P	231,8	13:32'31.920
15	38.665	46.778	22.141	1'47.584P	231,3	13:34'19.504
16	31.874	46.726	21.757	1'40.357	233,3	13:35'59.861
17	32.391	46.069	21.704	1'40.164	232,8	13:37'40.025
18	30.911	45.878	21.812	1'38.601	233,3	13:39'18.626
19	30.629	46.022	22.050	1'38.701	235,3	13:40'57.327
20	30.806	47.746	24.060	1'42.612	234,3	13:42'39.939
21	31.404	50.350	22.231	1'43.985	234,8	13:44'23.924
22	30.694	46.344	21.605	1'38.643	233,8	13:46'02.567
23	30.764	46.554	21.853	1'39.171	234,3	13:47'41.738

114 K-PAX Racing (1'35.766)

Lap	Seg.1	Seg.2	Seg.3	Lap Time	km/h	Local Time
-----	-------	-------	-------	----------	------	------------

Slade Stewart

1						12:51'02.480
2	39.122	52.550	23.439	1'55.111P	159,5	12:52'57.591
3	31.572	47.584	21.992	1'41.148	232,3	12:54'38.739
4	30.615	51.645	22.035	1'44.295	233,8	12:56'23.034
5	30.849	47.536	22.453	1'40.838	234,3	12:58'03.872
6	30.938	47.557	21.776	1'40.271	234,3	12:59'44.143
7	31.082	46.945	22.679	1'40.706	234,3	13:01'24.849

Andy Lee

8	30.945	48.467	6'24.187	7'43.599P	235,8	13:09'08.448
9	38.341	51.264	23.297	1'52.902P	175,6	13:11'01.350
10	31.121	50.912	21.193	1'43.226	160,7	13:12'44.576
11	30.257	45.334	21.184	1'36.775	236,8	13:14'21.351
12	29.983	45.694	5'37.789	6'53.466P	237,4	13:21'14.817
13	34.758	45.832	21.072	1'41.662P	234,3	13:22'56.479
14	29.849	44.910	21.303	1'36.062	237,4	13:24'32.541
15	30.079	44.870	21.042	1'35.991	238,4	13:26'08.532

111 Topp Racing (1'35.679)

Lap	Seg.1	Seg.2	Seg.3	Lap Time	km/h	Local Time
-----	-------	-------	-------	----------	------	------------

Raymond Davoudi

1						12:56'36.072
2	38.660	47.728	21.725	1'48.113P	228,3	12:58'24.185
3	30.686	45.515	21.202	1'37.403	233,3	13:00'01.588
4	30.410	46.256	21.918	1'38.584	234,8	13:01'40.172
5	30.232	45.094	21.214	1'36.540	235,3	13:03'16.712
6	30.126	44.953	21.019	1'36.098	235,8	13:04'52.810
7	30.341	44.739	21.062	1'36.142	234,8	13:06'28.952
8	30.100	45.003	21.051	1'36.154	236,3	13:08'05.106
9	30.198	48.220	2'02.549	3'20.967P	227,8	13:11'26.073
10	39.401	48.482	21.805	1'49.688P	192,2	13:13'15.761

14/11/2023

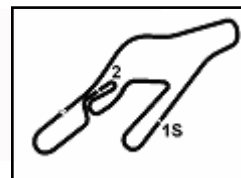
P = Pits In/Out - C = Lap Time Cancelled

Powered by FICr Perugia Timing

ROGER DUBUIS**HANKOOK**
driving emotion



6th Round

5.5**USA**

USA - Chronological Analysis Collective Test 5

Autodromo Vallelunga 4.085 m

3 / 7

16	29.715	45.106	20.945	1'35.766	236,8	13:27'44.298	7	30.545	46.032	21.332	1'37.909	235,3	13:00'25.926
17	30.743	45.147	21.136	1'37.026	237,9	13:29'21.324	8	29.842	45.854	21.394	1'37.090	237,4	13:02'03.016
Slade Stewart													
18	30.119	45.108	2'50.878	4'06.105P	237,4	13:33'27.429	9	29.809	46.987	21.831	1'38.627	236,8	13:03'41.643
Sean Prewett													
19	35.556	46.375	21.504	1'43.435P	232,3	13:35'10.864	10	30.448	47.612	1'51.056	3'09.116P	203,0	13:06'50.759
20	30.931	45.980	21.355	1'38.266	233,3	13:36'49.130	11	46.480	51.245	23.585	2'01.310P	210,1	13:08'52.069
21	30.645	46.281	22.178	1'39.104	235,3	13:38'28.234	12	32.807	50.167	26.058	1'49.032	231,8	13:10'41.101
22	30.911	45.943	21.407	1'38.261	235,3	13:40'06.495	13	32.755	50.254	23.283	1'46.292	231,8	13:12'27.393
23	30.539	46.812	21.332	1'38.683	235,3	13:41'45.178	14	33.008	49.662	23.863	1'46.533	231,8	13:14'13.926
24	30.500	46.024	21.242	1'37.766	235,3	13:43'22.944	15	33.216	48.953	23.456	1'45.625	233,3	13:15'59.551
25	30.302	46.725	21.426	1'38.453	236,3	13:45'01.397	16	32.753	49.073	23.438	1'45.264	233,3	13:17'44.815
26	30.523	46.572	21.535	1'38.630	234,3	13:46'40.027	17	32.752	47.977	23.499	1'44.228	234,3	13:19'29.043
27	30.838	46.472	21.650	1'38.960	236,8	13:48'18.987	18	32.527	48.209	23.003	1'43.739	234,3	13:21'12.782
							19	39.870	52.291	23.697	1'55.858	176,2	13:23'08.640

120 TPC Racing (1'36.232)

Lap	Seg.1	Seg.2	Seg.3	Lap Time	km/h	Local Time
Nicholas Reger						
1						12:50'54.649
2	43.153	1'13.455	23.032	2'19.640P	176,5	12:53'14.289
3	30.884	47.101	21.650	1'39.635	234,3	12:54'53.924
4	30.321	45.851	21.430	1'37.602	236,3	12:56'31.526
5	30.219	46.199	21.580	1'37.998	235,8	12:58'09.524
6	30.677	46.004	21.630	1'38.311	234,3	12:59'47.835
7	29.957	45.941	21.625	1'37.523	236,3	13:01'25.358
8	30.629	46.429	21.254	1'38.312	235,8	13:03'03.670
9	30.052	45.438	21.327	1'36.817	235,8	13:04'40.487
10	29.989	45.409	21.451	1'36.849	236,8	13:06'17.336
11	32.676	48.230	1'21.078	2'41.984P	157,9	13:08'59.320
12	34.484	49.630	21.770	1'45.884P	235,3	13:10'45.204
13	29.992	46.397	21.416	1'37.805	235,8	13:12'23.009
14	30.058	45.443	21.346	1'36.847	235,3	13:13'59.856
15	30.884	46.138	21.972	1'38.994	236,3	13:15'38.850
Shehan Chandrasoma						
16	36.757	49.219	2'24.966	3'50.942P	173,1	13:19'29.792
17	34.624	46.536	21.972	1'43.132P	234,3	13:21'12.924
18	30.109	46.194	21.501	1'37.804	237,4	13:22'50.728
19	29.935	46.389	21.455	1'37.779	237,4	13:24'28.507
20	29.961	45.827	21.553	1'37.341	236,8	13:26'05.848
21	29.970	45.711	21.406	1'37.087	235,8	13:27'42.935
22	29.890	46.014	21.596	1'37.500	236,8	13:29'20.435
23	30.301	46.867	21.465	1'38.633	235,8	13:30'59.068
24	29.913	45.589	21.338	1'36.840	235,8	13:32'35.908
25	29.632	45.461	21.251	1'36.344	236,3	13:34'12.252
26	29.651	45.884	21.375	1'36.910	237,4	13:35'49.162
27	29.766	45.604	21.200	1'36.570	236,3	13:37'25.732
28	29.771	45.319	21.263	1'36.353	235,8	13:39'02.085
29	29.687	45.325	21.220	1'36.232	237,9	13:40'38.317
30	30.249	46.365	1'55.766	3'12.380P	236,3	13:43'50.697
31	33.731	45.559	21.532	1'40.822P	234,8	13:45'31.519
32	29.628	45.599	21.627	1'36.854	237,4	13:47'08.373
33	29.913	45.737	21.558	1'37.208	237,4	13:48'45.581

124 ANSA Motorsport (1'36.232)

Lap	Seg.1	Seg.2	Seg.3	Lap Time	km/h	Local Time
Kevin Madsen						
1						12:56'18.062
2	39.665	50.859	22.658	1'53.182P	230,3	12:58'11.244
3	30.867	45.849	21.553	1'38.269	233,8	12:59'49.513
4	30.122	45.579	21.187	1'36.888	235,8	13:01'26.401
5	30.025	46.583	21.201	1'37.809	236,8	13:03'04.210
6	30.061	46.037	21.262	1'37.360	236,8	13:04'41.570
7	29.599	45.465	21.168	1'36.232	237,9	13:06'17.802
8	30.016	45.795	1'42.840	2'58.651P	236,8	13:09'16.453
9	34.202	46.148	22.546	1'42.896P	234,8	13:10'59.349
Ron Atapattu						
10	29.691	45.793	2'31.883	3'47.367P	236,3	13:14'46.716
11	41.051	49.584	22.936	1'53.571P	231,8	13:16'40.287
12	32.206	51.808	22.888	1'46.902	235,3	13:18'27.189
13	32.142	50.846	22.742	1'45.730	235,3	13:20'12.919
14	32.800	49.737	22.743	1'45.280	233,8	13:21'58.199
15	32.065	49.557	24.311	1'45.933	235,3	13:23'44.132
16	33.673	50.255	23.657	1'47.585	231,3	13:25'31.717
17	32.054	51.172	22.778	1'46.004	235,3	13:27'17.721
18	32.188	49.435	22.903	1'44.526	233,3	13:29'02.247
Kevin Madsen						
19	35.071	56.978	2'47.926	4'19.975P	225,5	13:33'22.222
20	36.469	47.007	22.800	1'46.276P	216,9	13:35'08.498
21	45.770	1'07.346	3'32.909	5'26.025P	138,6	13:40'34.523
22	39.816	49.404	22.722	1'51.942P	230,3	13:42'26.465
23	33.411	50.933	21.978	1'46.322	184,3	13:44'12.787
24	31.743	46.407	21.985	1'40.135	233,3	13:45'52.922
25	30.834	46.318	21.416	1'38.568	234,3	13:47'31.490
26	30.141	45.425	21.339	1'36.905	236,3	13:49'08.395
27	29.996	45.391	21.111	1'36.498	236,3	13:50'44.893

141 K-PAX Racing (1'36.856)

Lap	Seg.1	Seg.2	Seg.3	Lap Time	km/h	Local Time
Marc Miller						
1						12:50'20.740
2	44.267	53.805	24.296	2'02.368P	184,6	12:52'23.108
3	32.844	48.763	22.993	1'44.600	231,3	12:54'07.708
4	31.371	48.928	22.056	1'42.355	234,3	12:55'50.063
5	31.483	49.372	1'43.895	3'04.750P	234,3	12:58'54.813
6	34.714	48.308	22.505	1'45.527P	234,8	13:00'40.340
7	30.057	47.228	21.290	1'38.575	236,8	13:02'18.915
8	30.039	45.591	21.226	1'36.856	237,4	13:03'55.771
9	30.308	45.571	3'21.937	4'37.816P	236,8	13:08'33.587
10	40.020	48.695	23.137	1'51.852P	229,3	13:10'25.439

122 World Speed Motorsports (1'36.949)

Lap	Seg.1	Seg.2	Seg.3	Lap Time	km/h	Local Time
Carter Williams						
1						12:50'19.177
2	45.340	50.298	22.771	1'58.409P	204,9	12:52'17.586
3	30.612	46.273	21.514	1'38.399	235,3	12:53'55.985
4	30.279	46.243	21.473	1'37.995	235,3	12:55'33.980
5	30.275	45.399	21.275	1'36.949	236,3	12:57'10.929
6	30.202	45.606	21.280	1'37.088	235,3	12:58'48.017

14/11/2023

P = Pits In/Out - C = Lap Time Cancelled

Powered by FICr Perugia Timing

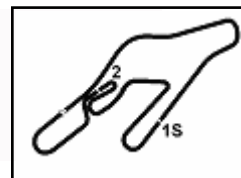
ROGER DUBUIS**HANKOOK**
driving emotion



6th Round

5.5

USA



USA - Chronological Analysis Collective Test 5

Autodromo Vallelunga 4.085 m

4 / 7

11	32.140	46.954	21.958	1'41.052	230,8	13:12'06.491	22	30.512	47.043	21.671	1'39.226	236,8	13:32'12.427
12	31.370	46.783	21.652	1'39.805	234,3	13:13'46.296	23	30.455	47.443	21.737	1'39.635	237,4	13:33'52.062
13	31.231	46.326	22.203	1'39.760	234,8	13:15'26.056	24	30.113	46.898	21.380	1'38.391	238,4	13:35'30.453
14	31.160	46.288	21.889	1'39.337	235,8	13:17'05.393	25	30.248	47.578	21.427	1'39.253	238,4	13:37'09.706
15	30.631	46.488	21.746	1'38.865	236,3	13:18'44.258	26	30.215	46.811	21.429	1'38.455	238,9	13:38'48.161
16	30.792	46.194	21.747	1'38.733	237,4	13:20'22.991	27	30.285	46.813	21.515	1'38.613	238,4	13:40'26.774
17	30.852	46.515	21.734	1'39.101	235,8	13:22'02.092	28	31.085	48.480	21.794	1'41.359	234,3	13:42'08.133
18	30.904	47.054	23.035	1'40.993	236,3	13:23'43.085	29	30.578	47.492	21.706	1'39.776	236,3	13:43'47.909
19	32.520	47.756	2'35.423	3'55.699P	233,3	13:27'38.784	30	30.580	46.987	22.067	1'39.634	236,3	13:45'27.543
20	38.173	46.218	21.741	1'46.132P	235,3	13:29'24.916	31	30.182	46.758	21.634	1'38.574	238,4	13:47'06.117
21	30.751	46.133	21.801	1'38.685	236,3	13:31'03.601	32	30.108	47.095	21.636	1'38.839	238,9	13:48'44.956
22	30.805	46.177	21.608	1'38.590	235,8	13:32'42.191	33	30.486	48.874	22.226	1'41.586	237,9	13:50'26.542

145 PPM (1'38.438)**148 PPM (1'37.704)**

Lap	Seg.1	Seg.2	Seg.3	Lap Time	km/h	Local Time	Lap	Seg.1	Seg.2	Seg.3	Lap Time	km/h	Local Time
Rob Walker							David Staab						
1		49.316	22.138	226,9	12:51'56.621		1				12:50'25.378		
2	31.204	46.696	22.133	1'40.033	232,8	12:53'36.654	2	55.460	1'15.855	27.834	2'39.149P	73,1	12:53'04.527
3	31.568	46.863	21.637	1'40.068	225,9	12:55'16.722	3	31.899	48.241	22.000	1'42.140	231,8	12:54'46.667
4	30.530	46.518	21.788	1'38.836	236,8	12:56'55.558	4	30.650	46.706	22.017	1'39.373	234,3	12:56'26.040
5	31.233	46.773	21.742	1'39.748	234,8	12:58'35.306	5	32.033	55.485	24.825	1'52.343	222,2	12:58'18.383
6	30.496	46.588	21.663	1'38.747	235,3	13:00'14.053	6	30.993	46.166	47.338	2'04.497P	234,8	13:00'22.880
7	30.482	46.317	21.742	1'38.541	235,8	13:01'52.594	7	39.541	49.367	23.226	1'52.134P	176,2	13:02'15.014
8	30.729	47.079	22.589	1'40.397	235,3	13:03'32.991	8	30.647	49.486	23.542	1'43.675	234,3	13:03'58.689
9	31.216	47.293	21.950	1'40.459	207,3	13:05'13.450	9	32.285	46.688	21.831	1'40.804	233,3	13:05'39.493
10	30.438	46.390	21.689	1'38.517	236,3	13:06'51.967	10	30.425	46.186	21.566	1'38.177	234,8	13:07'17.670
11	30.454	46.769	21.782	1'39.005	236,8	13:08'30.972	11	30.668	47.440	21.968	1'40.076	235,8	13:08'57.746
12	30.688	46.365	4'05.211	5'22.264P	236,8	13:13'53.236	12	30.550	47.132	24.502	1'42.184	234,8	13:10'39.930
13	37.882	46.879	21.866	1'46.627P	217,7	13:15'39.863	13	30.560	46.210	21.827	1'38.597	235,3	13:12'18.527
14	31.251	46.249	21.505	1'39.005	236,3	13:17'18.868	14	30.273	46.554	2'34.241	3'51.068P	235,8	13:16'09.595
15	31.180	46.352	21.630	1'39.162	236,8	13:18'58.030	15	36.237	47.346	21.962	1'45.545P	232,3	13:17'55.140
16	31.338	46.555	21.807	1'39.700	236,3	13:20'37.730	16	30.504	46.220	21.614	1'38.338	235,8	13:19'33.478
17	30.512	46.699	21.711	1'38.922	237,4	13:22'16.652	17	31.528	48.999	27.383	1'47.910	236,3	13:21'21.388
18	30.566	46.161	21.711	1'38.438	237,4	13:23'55.090	18	30.770	47.197	22.973	1'40.940	236,3	13:23'02.328
19	30.376	47.321	21.797	1'39.494	235,8	13:25'34.584	19	30.505	46.609	21.529	1'38.643	235,3	13:24'40.971
20	30.470	46.952	21.904	1'39.326	236,8	13:27'13.910	20	30.398	46.190	21.484	1'38.072	234,8	13:26'19.043
							21	30.450	46.774	21.882	1'39.106	235,3	13:27'58.149
							22	30.584	46.142	21.735	1'38.461	234,3	13:29'36.610
							23	30.308	46.571	21.870	1'38.749	235,8	13:31'15.359
							24	30.270	47.187	2'43.881	4'01.338P	235,8	13:35'16.697
							25	39.950	48.487	22.075	1'50.512P	229,3	13:37'07.209
							26	30.608	46.249	21.633	1'38.490	234,8	13:38'45.699
							27	30.294	46.212	21.337	1'37.843	235,8	13:40'23.542
							28	30.531	45.975	21.738	1'38.244	235,8	13:42'01.786
							29	30.363	46.534	21.570	1'38.467	235,3	13:43'40.253
							30	30.288	45.963	21.453	1'37.704	235,8	13:45'17.957
							31	31.940	46.907	21.748	1'40.595	225,5	13:46'58.552
							32	30.397	46.273	21.858	1'38.528	236,3	13:48'37.080
							33	30.285	46.073	21.773	1'38.131	235,8	13:50'15.211

146 PPM (1'38.391)

Lap	Seg.1	Seg.2	Seg.3	Lap Time	km/h	Local Time
Thomas Capizzi						
1						12:54'19.233
2	42.289	50.955	22.595	1'55.839P	193,2	12:56'15.072
3	31.526	48.859	22.511	1'42.896	234,3	12:57'57.968
4	30.918	47.045	21.596	1'39.559	235,3	12:59'37.527
5	30.775	46.775	21.518	1'39.068	235,8	13:01'16.595
6	30.614	46.586	21.882	1'39.082	237,4	13:02'55.677
7	30.429	46.917	21.710	1'39.056	236,8	13:04'34.733
8	30.330	46.678	21.561	1'38.569	237,4	13:06'13.302
9	30.536	48.006	21.586	1'40.128	235,8	13:07'53.430
10	30.335	47.252	21.678	1'39.265	235,8	13:09'32.695
11	30.380	46.984	21.675	1'39.039	237,4	13:11'11.734
12	30.427	46.704	21.627	1'38.758	236,8	13:12'50.492
13	30.328	47.075	21.732	1'39.135	236,8	13:14'29.627
14	30.520	47.166	21.991	1'39.677	236,8	13:16'09.304
15	30.498	47.275	3'00.012	4'17.785P	238,4	13:20'27.089
16	35.699	48.811	21.801	1'46.311P	234,8	13:22'13.400
17	31.153	47.591	22.094	1'40.838	236,8	13:23'54.238
18	30.439	48.906	21.560	1'40.905	237,4	13:25'35.143
19	30.380	47.194	21.616	1'39.190	236,8	13:27'14.333
20	30.565	47.292	21.721	1'39.578	236,8	13:28'53.911
21	30.502	47.087	21.701	1'39.290	236,8	13:30'33.201

150 US Racetratics (1'37.883)

Lap	Seg.1	Seg.2	Seg.3	Lap Time	km/h	Local Time	
Mark Wilgus							
1						12:55'04.440	
2	40.300	49.444		22.389	1'52.133P	225,5	12:56'56.573
3	32.277	46.616		21.749	1'40.642	233,3	12:58'37.215
4	30.805	46.036		21.441	1'38.282	235,3	13:00'15.497
5	30.901	45.702		21.280	1'37.883	235,8	13:01'53.380
6	30.652	46.235		22.074	1'38.961	234,8	13:03'32.341
7	30.650	46.563		22.426	1'39.639	236,3	13:05'11.980
8	30.640	46.143		21.394	1'38.177	235,3	13:06'50.157

14/11/2023

P = Pits In/Out - C = Lap Time Cancelled

Powered by FICr Perugia Timing

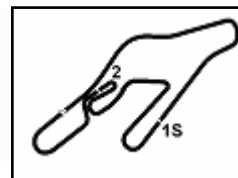
ROGER DUBUIS**HANKOOK**
driving emotion



6th Round

5.5

USA



USA - Chronological Analysis Collective Test 5

Autodromo Vallelunga 4.085 m

5 / 7

9	30.762	47.140	21.761	1'39.663	236,3	13:08'29.820
10	31.001	46.432	21.461	1'38.894	235,8	13:10'08.714
11	31.052	46.987	5'13.475	6'31.514P	235,8	13:16'40.228

155 Forty7 (1'35.939)

Lap	Seg.1	Seg.2	Seg.3	Lap Time	km/h	Local Time
Joel Miller						
1		1'20.947	2'45.616		94,7	12:55'19.498
2	37.844	48.211	21.844	1'47.899P	228,3	12:57'07.397
3	30.234	45.868	21.481	1'37.583	236,8	12:58'44.980
4	30.155	45.382	21.468	1'37.005	237,4	13:00'21.985
5	31.659	45.820	21.249	1'38.728	235,8	13:02'00.713
6	29.818	45.215	21.054	1'36.087	238,4	13:03'36.800
7	29.722	45.488	2'43.213	3'58.423P	239,5	13:07'35.223
8	36.948	52.519	21.435	1'50.902P	162,7	13:09'26.125
9	29.917	45.247	21.262	1'36.426	238,4	13:11'02.551
10	29.804	45.016	21.149	1'35.969	238,9	13:12'38.520
11	29.846	45.064	21.257	1'36.167	239,5	13:14'14.687
12	31.093	45.527	4'16.495	5'33.115P	238,9	13:19'47.802
13	35.141	45.571	21.270	1'41.982P	237,4	13:21'29.784
14	29.834	45.014	21.299	1'36.147	239,5	13:23'05.931
15	29.700	45.218	3'14.452	4'29.370P	240,0	13:27'35.301
16	34.598	45.680	21.284	1'41.562P	236,3	13:29'16.863
17	29.861	44.925	21.252	1'36.038	238,4	13:30'52.901
18	29.634	48.341	22.405	1'40.380	238,9	13:32'33.281
19	29.957	45.026	20.956	1'35.939	239,5	13:34'09.220

164 K-PAX Racing (1'36.968)

Lap	Seg.1	Seg.2	Seg.3	Lap Time	km/h	Local Time
Thomas Tait						
1						12:50'14.781
2	56.119	55.691	23.149	2'14.959P	181,5	12:52'29.740
3	33.426	49.218	21.685	1'44.329	229,3	12:54'14.069
4	31.293	46.805	21.641	1'39.739	232,8	12:55'53.808
5	30.532	45.843	21.374	1'37.749	235,8	12:57'31.557
6	30.192	45.467	21.309	1'36.968	236,3	12:59'08.525
7	30.238	46.241	3'28.479	4'44.958P	235,3	13:03'53.483
8	39.455	47.079	23.285	1'49.819P	232,3	13:05'43.302
9	30.545	45.893	21.242	1'37.680	234,8	13:07'20.982
10	30.342	45.781	3'40.512	4'56.635P	235,8	13:12'17.617
11	45.558	50.663	23.311	1'59.532P	214,7	13:14'17.149
12	31.815	49.600	23.048	1'44.463	233,3	13:16'01.612
13	32.526	46.805	22.217	1'41.548	232,3	13:17'43.160
14	31.661	46.665	22.009	1'40.335	235,8	13:19'23.495
15	34.828	47.477	21.929	1'44.234	213,4	13:21'07.729
16	31.553	46.671	21.953	1'40.177	234,3	13:22'47.906
17	32.087	48.312	22.505	1'42.904	234,8	13:24'30.810
18	31.858	47.683	21.862	1'41.403	211,8	13:26'12.213
19	31.550	46.948	22.087	1'40.585	234,8	13:27'52.798
20	31.772	46.789	22.016	1'40.577	233,8	13:29'33.375
21	31.329	46.504	21.954	1'39.787	235,8	13:31'13.162
22	31.295	46.629	21.956	1'39.880	235,8	13:32'53.042
23	31.514	46.901	1'43.779	3'02.194P	234,8	13:35'55.236
24	39.194	46.341	22.012	1'47.547P	233,3	13:37'42.783
25	31.544	46.606	21.704	1'39.854	233,8	13:39'22.637
26	31.479	46.807	21.880	1'40.166	235,3	13:41'02.803
27	31.210	46.507	21.682	1'39.399	234,8	13:42'42.202
28	30.904	46.612	21.973	1'39.489	236,3	13:44'21.691
29	31.601	46.210	21.826	1'39.637	235,8	13:46'01.328
30	31.227	46.404	21.836	1'39.467	235,8	13:47'40.795

169 PPM (1'34.707)

Lap	Seg.1	Seg.2	Seg.3	Lap Time	km/h	Local Time
Anthony McIntosh						
1						12:50'09.581
2	43.285	53.852	22.703	1'59.840P	181,5	12:52'09.421
3	31.390	47.702	3'21.908	4'41.000P	231,3	12:56'50.421
4	46.868	54.866	22.360	2'04.094P	130,4	12:58'54.515
5	30.524	45.420	21.062	1'37.006	232,8	13:00'31.521
6	29.376	44.940	21.634	1'35.950	236,8	13:02'07.471
7	29.413	44.528	20.766	1'34.707	235,3	13:03'42.178
8	30.032	44.490	1'35.712	2'50.234P	235,3	13:06'32.412
9	34.907	45.292	23.180	1'43.379P	234,3	13:08'15.791

14/11/2023

P = Pits In/Out - C = Lap Time Cancelled

Powered by FICr Perugia Timing

ROGER DUBUIS

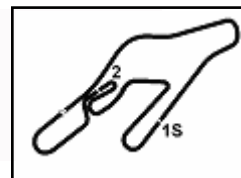




6th Round

5.5

USA



USA - Chronological Analysis Collective Test 5

Autodromo Vallelunga 4.085 m

6 / 7

10	29.824	45.498	21.578	1'36.900	234,8	13:09'52.691	10	31.660	45.670	5'09.002	6'26.332P	238,9	13:13'13.935
11	29.762	48.556	21.561	1'39.879	235,3	13:11'32.570	11	44.278	45.440	21.026	1'50.744P	241,1	13:15'04.679
12	30.306	46.361	21.587	1'38.254	235,8	13:13'10.824	12	29.568	45.293	21.064	1'35.925	242,7	13:16'40.604
13	29.924	44.923	21.070	1'35.917	234,8	13:14'46.741	13	32.076	46.995	21.316	1'40.387	238,4	13:18'20.991
14	30.523	45.247	27.062	1'42.832	234,3	13:16'29.573	14	29.464	45.540	3'04.769	4'19.773P	243,8	13:22'40.764
15	29.835	44.999	21.041	1'35.875	235,8	13:18'05.448	15	33.868	45.631	21.042	1'40.541P	241,6	13:24'21.305
16							16	29.596	45.219	21.069	1'35.884	242,7	13:25'57.189
17							17	29.625	47.877	3'18.753	4'36.255P	243,2	13:30'33.444
18							18	46.576	47.607	21.541	1'55.724P	200,0	13:32'29.168
19							19	29.516	44.994	21.140	1'35.650	242,7	13:34'04.818

170 US Racetratics (1'34.170)

Lap	Seg.1	Seg.2	Seg.3	Lap Time	km/h	Local Time
-----	-------	-------	-------	----------	------	------------

Alexandre Premat

1						13:18'40.313
2	42.456	57.430	23.916	2'03.802P	223,6	13:20'44.115
3	31.352	51.071	21.046	1'43.469	227,8	13:22'27.584
4	29.442	44.230	20.498	1'34.170	235,8	13:24'01.754
5	29.629	51.317	2'19.811	3'40.757P	220,4	13:27'42.511
6	47.303	57.279	22.085	2'06.667P	215,6	13:29'49.178
7	31.542	48.121	13'24.455	14'44.118P	233,8	13:44'33.296
8	35.997	49.814	20.980	1'46.791P	228,3	13:46'20.087

184 Wayne Taylor Racing (1'34.445)

Lap	Seg.1	Seg.2	Seg.3	Lap Time	km/h	Local Time
-----	-------	-------	-------	----------	------	------------

Ryan Norman

1						12:50'06.724
2	43.063	49.338	22.207	1'54.608P	232,3	12:52'01.332
3	30.507	45.557	2'46.063	4'02.127P	237,4	12:56'03.459
4	34.743	50.062	27.068	1'51.873P	239,5	12:57'55.332
5	29.676	44.440	20.919	1'35.035	237,9	12:59'30.367
6	29.348	44.344	20.858	1'34.550	237,9	13:01'04.917
7	29.271	44.313	20.861	1'34.445	239,5	13:02'39.362
8	29.257	44.903	21.161	1'35.321	240,5	13:04'14.683
9	29.348	48.097	22.610	1'40.055	238,9	13:05'54.738
10	30.922	47.333	8'04.817	9'23.072P	227,4	13:15'17.810
11	35.497	46.022	23.306	1'44.825P	237,9	13:17'02.635
12	29.272	44.573	25.123	1'38.968	240,0	13:18'41.603
13	29.142	44.612	20.776	1'34.530	241,1	13:20'16.133
14	29.697	48.100	22.850	1'40.647	238,4	13:21'56.780
15	29.545	46.194	2'19.712	3'35.451P	241,1	13:25'32.231
16	39.027	56.564	27.427	2'03.018P	182,4	13:27'35.249
17	29.586	48.007	22.042	1'39.635	238,9	13:29'14.884
18	29.303	45.601	22.023	1'36.927	237,9	13:30'51.811
19	29.168	45.865	21.789	1'36.822	241,6	13:32'28.633
20	29.294	44.655	20.950	1'34.899	240,0	13:34'03.532
21	29.306	46.571	3'52.694	5'08.571P	240,5	13:39'12.103
22	34.288	47.895	22.528	1'44.711P	193,5	13:40'56.814
23	29.297	44.621	20.958	1'34.876	241,6	13:42'31.690
24	29.337	44.878	21.118	1'35.333	241,1	13:44'07.023
25	29.242	44.610	20.921	1'34.773	239,5	13:45'41.796
26	29.260	44.762	20.980	1'35.002	239,5	13:47'16.798
27	29.281	44.595	20.965	1'34.841	240,5	13:48'51.639

171 US Racetratics (1'35.481)

Lap	Seg.1	Seg.2	Seg.3	Lap Time	km/h	Local Time
-----	-------	-------	-------	----------	------	------------

Blake McDonald

1						13:00'07.533
2	49.466	55.815	26.604	2'11.885P	214,3	13:02'19.418
3	34.552	48.504	21.870	1'44.926	235,8	13:04'04.344
4	31.601	46.627	2'31.091	3'49.319P	240,0	13:07'53.663
5	38.351	47.142	21.581	1'47.074P	233,3	13:09'40.737
6	30.959	46.242	21.603	1'38.804	241,6	13:11'19.541
7	30.943	45.935	21.653	1'38.531	242,7	13:12'58.072
8	30.597	46.052	21.480	1'38.129	242,7	13:14'36.201
9	30.621	46.330	21.444	1'38.395	243,2	13:16'14.596
10	32.446	50.531	22.402	1'45.379	238,9	13:17'59.975
11	30.468	45.830	21.425	1'37.723	243,8	13:19'37.698
12	30.689	45.971	21.467	1'38.127	243,8	13:21'15.825
13	31.703	48.468	21.831	1'42.002	240,5	13:22'57.827
14	30.572	46.114	21.271	1'37.957	242,7	13:24'35.784
15	30.636	48.877	5'59.131	7'18.644P	244,3	13:31'54.428
16	34.245	46.467	21.432	1'42.144P	240,0	13:33'36.572
17	29.811	45.239	21.197	1'36.247	244,9	13:35'12.819
18	30.504	45.303	21.110	1'36.917	244,3	13:36'49.736
19	30.093	45.541	21.968	1'37.602	244,3	13:38'27.338
20	29.451	45.199	20.895	1'35.545	244,3	13:40'02.883
21	29.783	45.000	20.984	1'35.767	244,3	13:41'38.650
22	29.738	44.911	20.832	1'35.481	244,3	13:43'14.131
23	29.522	45.061	20.908	1'35.491	245,5	13:44'49.622
24	29.746	1'01.018	3'30.410	5'01.174P	245,5	13:49'50.796
25	33.821	50.557	25.523	1'49.901P	241,1	13:51'40.697

Patrick Liddy

186 US Racetratics (1'38.116)

Lap	Seg.1	Seg.2	Seg.3	Lap Time	km/h	Local Time
-----	-------	-------	-------	----------	------	------------

Jon Hirshberg

1						12:50'27.736
2	45.797	1'01.399	25.064	2'12.260P	160,2	12:52'39.996
3	35.023	52.435	23.461	1'50.919	224,1	12:54'30.915
4	33.039	50.497	23.001	1'46.537	228,8	12:56'17.452
5	32.421	51.709	24.628	1'48.758	230,3	12:58'06.210
6	35.631	52.430	24.088	1'52.149	177,3	12:59'58.359
7	31.900	47.720	22.496	1'42.116	232,8	13:01'40.475
8	31.402	46.763	22.164	1'40.329	233,8	13:03'20.804
9	31.004	47.762	3'12.196	4'30.962P	233,8	13:07'51.766
10	39.582	47.162	21.800	1'48.544P	228,3	13:09'40.310
11	30.795	46.029	22.135	1'38.959	234,8	13:11'19.269
12	30.578	45.762	22.122	1'38.462	235,3	13:12'57.731
13	30.468	45.977	21.671	1'38.116	235,8	13:14'35.847
14	30.625	46.122	21.600	1'38.347	236,3	13:16'14.194
15	32.635	46.830	22.090	1'41.555	234,3	13:17'55.749
16	30.831	46.321	21.575	1'38.727	236,8	13:19'34.476

177 Forty7 (1'35.650)

Lap	Seg.1	Seg.2	Seg.3	Lap Time	km/h	Local Time
-----	-------	-------	-------	----------	------	------------

Jake Walker

1						12:50'12.829
2	57.780	1'22.703	2'51.892	5'12.375P	95,1	12:55'25.204
3	34.711	46.474	21.412	1'42.597P	236,8	12:57'07.801
4	30.340	45.946	21.288	1'37.574	240,0	12:58'45.375
5	30.256	45.607	21.267	1'37.130	241,1	13:00'22.505
6	30.335	45.276	21.109	1'36.720	240,0	13:01'59.225
7	29.624	45.175	21.040	1'35.839	241,6	13:03'35.064
8	29.257	45.417	21.323	1'35.997	242,2	13:05'11.061
9	29.662	45.681	21.199	1'36.542	242,2	13:06'47.603

14/11/2023

P = Pits In/Out - C = Lap Time Cancelled

Powered by FICr Perugia Timing

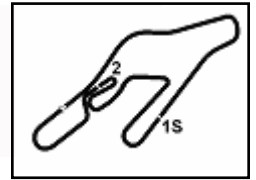
ROGER DUBUIS**HANKOOK**
driving emotion



6th Round

5.5

USA



Autodromo Vallelunga 4.085 m

7 / 7

USA - Chronological Analysis Collective Test 5

17	31.455	46.650	21.925	1'40.030	236,3	13:21'14.506
18	32.722	49.646	22.093	1'44.461	235,3	13:22'58.967

188 TR3 Racing (1'34.347)

Lap	Seg.1	Seg.2	Seg.3	Lap Time	km/h	Local Time
Lucas Petersson						
1						12:50'32.905
2	48.901	1'06.031	28.418	2'23.350P	143,8	12:52'56.255
3	38.139	1'00.590	26.109	2'04.838	205,3	12:55'01.093
4	35.572	54.012	23.968	1'53.552	190,5	12:56'54.645
5	36.880	49.406	23.034	1'49.320	203,0	12:58'43.965
6	33.444	54.476	1'50.373	3'18.293P	228,8	13:02'02.258
Giano Taurino						
7	38.777	50.593	4'17.646	5'47.016P	196,7	13:07'49.274
8	44.074	56.641	24.018	2'04.733P	170,9	13:09'54.007
9	32.782	47.908	5'46.375	7'07.065P	227,4	13:17'01.072
10	38.798	52.031	24.558	1'55.387P	220,9	13:18'56.459
11	30.015	44.875	22.212	1'37.102	236,8	13:20'33.561
12	29.395	47.362	21.833	1'38.590	237,4	13:22'12.151
13	29.326	44.346	20.675	1'34.347	238,4	13:23'46.498
Lucas Petersson						
14	30.326	46.085	10'52.990	12'09.401P	235,3	13:35'55.899
15	37.202	48.778	29.446	1'55.426P	234,8	13:37'51.325
16	29.532	51.716	20.951	1'42.199	238,4	13:39'33.524
17	29.533	44.627	20.711	1'34.871	238,4	13:41'08.395
18	29.599	44.473	20.744	1'34.816	238,9	13:42'43.211