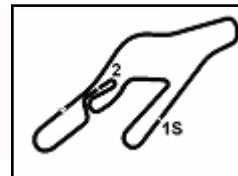




6th Round

1.4**USA**

USA - Chronological Analysis Collective Test 1

Autodromo Vallelunga 4.085 m

1 / 5

101 Wayne Taylor Racing (1'34.045)							109 PPM (1'38.491)						
Lap	Seg.1	Seg.2	Seg.3	Lap Time	km/h	Local Time	Lap	Seg.1	Seg.2	Seg.3	Lap Time	km/h	Local Time
1						9:00'50.623	1						9:00'14.864
2	46.464	58.008	25.010	2'09.482P	208,1	9:03'00.105	2	57.583	1'04.987	28.835	2'31.405P	135,0	9:02'46.269
3	34.480	51.054	2'39.043	4'04.577P	238,9	9:07'04.682	3	41.497	57.180	28.157	2'06.834	220,0	9:04'53.103
4	37.009	47.236	21.756	1'46.001P	238,9	9:08'50.683	4	38.065	55.285	25.527	1'58.877	214,7	9:06'51.980
5	31.230	46.888	22.399	1'40.517	241,1	9:10'31.200	5	33.657	53.881	24.174	1'51.712	236,8	9:08'43.692
6	31.059	45.038	20.771	1'36.868	236,8	9:12'08.068	6	33.451	52.940	23.666	1'50.057	236,3	9:10'33.749
7	29.682	44.620	20.633	1'34.935	244,3	9:13'43.003	7	32.717	50.380	23.758	1'46.855	236,8	9:12'20.604
8	28.895	44.467	21.096	1'34.458	244,3	9:15'17.461	8	32.148	49.174	22.666	1'43.988	238,4	9:14'04.592
9	29.213	44.342	20.747	1'34.302	243,8	9:16'51.763	9	32.238	50.302	22.622	1'45.162	237,9	9:15'49.754
10	30.153	48.056	21.155	1'39.364	244,3	9:18'31.127	10	32.428	49.265	23.749	1'45.442	238,4	9:17'35.196
11	29.011	44.493	20.822	1'34.326	244,3	9:20'05.453	11	32.831	49.619	22.949	1'45.399	236,3	9:19'20.595
12	31.426	45.435	8'02.122	9'18.983P	241,6	9:29'24.436	12	32.051	48.416	22.773	1'43.240	238,4	9:21'03.835
13	35.580	46.293	21.129	1'43.002P	241,6	9:31'07.438	13	32.010	48.993	3'49.963	5'10.966P	238,9	9:26'14.801
14	29.166	44.361	20.776	1'34.303	243,2	9:32'41.741	14	38.486	52.197	23.265	1'53.948P	233,3	9:28'08.749
15	28.921	44.529	20.919	1'34.369	244,9	9:34'16.110	15	33.564	51.119	23.002	1'47.685	236,3	9:29'56.434
16	32.064	51.097	21.311	1'44.472	229,3	9:36'00.582	16	32.344	48.673	22.658	1'43.675	238,4	9:31'40.109
17	28.876	44.406	20.763	1'34.045	244,9	9:37'34.627	17	31.550	48.140	23.486	1'43.176	239,5	9:33'23.285
18	30.164	46.546	14'41.815	15'58.525P	243,2	9:53'33.152	18	31.947	47.825	22.310	1'42.082	239,5	9:35'05.367
19	36.342	47.886	21.111	1'45.339P	237,4	9:55'18.491	19	31.313	47.771	22.300	1'41.384	240,5	9:36'46.751
20	29.065	44.791	20.716	1'34.572	247,7	9:56'53.063	20	31.698	48.242	12'16.747	13'36.687P	240,5	9:50'23.438
21	29.009	44.487	20.810	1'34.306	244,9	9:58'27.369	21	41.045	51.925	22.996	1'55.966P	208,5	9:52'19.404
22	29.061	44.357	20.791	1'34.209	246,0	10:00'01.578	22	32.896	47.665	22.752	1'43.313	222,2	9:54'02.717
							23	31.103	46.822	21.961	1'39.886	237,9	9:55'42.603
							24	30.693	46.260	21.789	1'38.742	239,5	9:57'21.345
							25	30.309	46.512	21.670	1'38.491	240,5	9:58'59.836
							26	30.109	46.848	21.755	1'38.712	238,4	10:00'38.548

102 TPC Racing (1'42.711)						
Lap	Seg.1	Seg.2	Seg.3	Lap Time	km/h	Local Time
1						9:02'28.013
2	49.036	56.460	23.841	2'09.337P	192,2	9:04'37.350
3	33.824	54.489	22.414	1'50.727	223,6	9:06'28.077
4	31.557	48.204	22.950	1'42.711	238,4	9:08'10.788
5	30.228	46.113	8'59.797	10'16.138P	238,9	9:18'26.926
6	48.619	56.994	25.538	2'11.151P	216,4	9:20'38.077
7	37.167	54.397	23.745	1'55.309	228,8	9:22'33.386
8	35.063	52.864	23.653	1'51.580	230,8	9:24'24.966
9	33.888	51.313	24.204	1'49.405	234,8	9:26'14.371
10	35.074	50.052	23.627	1'48.753	233,8	9:28'03.124

108 Wayne Taylor Racing (1'37.352)						
Lap	Seg.1	Seg.2	Seg.3	Lap Time	km/h	Local Time
1						9:00'09.547
2	46.992	59.522	26.610	2'13.124P	211,8	9:02'22.671
3	37.237	52.112	23.920	1'53.269	232,8	9:04'15.940
4	34.224	50.630	14'21.149	15'46.003P	238,4	9:20'01.943
5	42.531	50.567	22.405	1'55.503P	212,2	9:21'57.446
6	31.517	47.409	21.731	1'40.657	240,5	9:23'38.103
7	30.965	47.227	22.403	1'40.595	240,5	9:25'18.698
8	30.895	46.609	21.961	1'39.465	240,0	9:26'58.163
9	31.097	46.112	21.512	1'38.721	238,4	9:28'36.884
10	30.563	45.891	21.606	1'38.060	241,1	9:30'14.944
11	30.668	45.492	21.318	1'37.478	241,6	9:31'52.422
12	30.462	45.428	21.462	1'37.352	242,2	9:33'29.774
13	30.565	46.563	2'16.071	3'33.199P	243,2	9:37'02.973
14	41.385	55.472	11'45.526	13'22.383P	236,3	9:50'25.356
15	37.973	51.394	22.721	1'52.088P	237,9	9:52'17.444
16	30.918	48.126	22.512	1'41.556	242,2	9:53'59.000
17	31.060	48.985	22.172	1'42.217	234,3	9:55'41.217
18	30.388	46.567	21.602	1'38.557	242,7	9:57'19.774
19	29.940	47.085	21.485	1'38.510	243,2	9:58'58.284
20	30.133	46.653	21.540	1'38.326	242,7	10:00'36.610

111 Topp Racing (1'38.852)						
Lap	Seg.1	Seg.2	Seg.3	Lap Time	km/h	Local Time
1						9:00'34.559
2	1'09.988	1'01.672	25.623	2'37.283P	90,3	9:03'11.842
3	35.384	52.405	23.790	1'51.579	231,3	9:05'03.421
4	33.890	49.766	23.737	1'47.393	234,8	9:06'50.814
5	31.769	48.450	22.291	1'42.510	236,8	9:08'33.324
6	31.214	48.474	22.096	1'41.784	237,9	9:10'15.108
7	31.114	47.915	21.743	1'40.772	236,8	9:11'55.880
8	30.927	47.629	22.000	1'40.556	236,8	9:13'36.436
9	31.172	48.036	21.792	1'41.000	236,8	9:15'17.436
10	31.359	47.528	22.113	1'41.000	236,3	9:16'58.436
11	30.646	47.561	22.075	1'40.282	238,4	9:18'38.718
12	32.591	49.659	4'35.225	5'57.475P	235,8	9:24'36.193
13	37.112	50.075	22.762	1'49.949P	235,3	9:26'26.142
14	31.471	50.313	23.646	1'45.430	233,8	9:28'11.572
15	31.796	49.037	22.625	1'43.458	236,8	9:29'55.030
16	31.069	48.210	22.177	1'41.456	237,4	9:31'36.486
17	31.208	47.902	22.036	1'41.146	237,4	9:33'17.632
18	31.347	47.461	22.479	1'41.287	238,4	9:34'58.919
19	31.037	47.754	22.062	1'40.853	237,9	9:36'39.772
20	30.559	50.103	12'40.873	14'01.535P	240,0	9:50'41.307
21	39.906	50.576	23.322	1'53.804P	234,3	9:52'35.111
22	32.056	47.991	22.275	1'42.322	238,4	9:54'17.433
23	31.424	47.768	22.540	1'41.732	238,4	9:55'59.165
24	31.509	47.901	21.793	1'41.203	238,9	9:57'40.368
25	30.948	46.231	21.730	1'38.909	238,4	9:59'19.277
26	31.204	46.128	21.520	1'38.852	239,5	10:00'58.129

113 US Racetratics (1'40.369)						
Lap	Seg.1	Seg.2	Seg.3	Lap Time	km/h	Local Time
1						9:07'44.829

13/11/2023

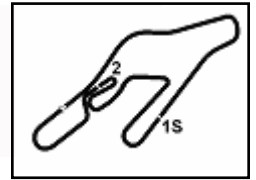
P = Pits In/Out - C = Lap Time Cancelled

Powered by FICr Perugia Timing

ROGER DUBUIS**HANKOOK**
driving emotion



6th Round

1.4**USA**

USA - Chronological Analysis Collective Test 1

Autodromo Vallelunga 4.085 m

2 / 5

2	46.929	1'28.061	25.876	2'40.866P	182,1	9:10'25.695	20	32.301	49.943	22.676	1'44.920	236,3	9:53'51.831
3	37.160	52.890	25.540	1'55.590	193,9	9:12'21.285	21	33.310	49.029	22.439	1'44.778	177,3	9:55'36.609
4	35.100	51.026	23.306	1'49.432	229,8	9:14'10.717	22	31.025	48.069	21.962	1'41.056	238,4	9:57'17.665
5	33.108	49.597	24.710	1'47.415	233,3	9:15'58.132	23	30.765	47.510	21.676	1'39.951	240,5	9:58'57.616
6	33.304	50.387	22.552	1'46.243	229,8	9:17'44.375	24	30.921	48.605	22.217	1'41.743	211,8	10:00'39.359
7	32.095	48.477	22.279	1'42.851	236,3	9:19'27.226							
8	32.299	47.862	22.059	1'42.220	234,3	9:21'09.446							
9	31.978	47.291	22.249	1'41.518	236,3	9:22'50.964							
10	31.961	47.434	22.248	1'41.643	237,4	9:24'32.607							
11	31.650	47.622	3'58.802	5'18.074P	237,9	9:29'50.681							
12	41.656	47.692	22.350	1'51.698P	232,3	9:31'42.379							
13	31.894	48.360	22.597	1'42.851	236,3	9:33'25.230							
14	32.137	47.470	22.008	1'41.615	234,8	9:35'06.845							
15	31.635	46.992	21.944	1'40.571	238,9	9:36'47.416							
16	31.751	49.367	16'39.433	18'00.551P	237,4	9:54'47.967							
17	38.402	48.436	22.484	1'49.322P	233,3	9:56'37.289							
18	32.066	47.236	21.833	1'41.135	236,8	9:58'18.424							
19	31.659	46.760	21.950	1'40.369	237,9	9:59'58.793							
20	31.721	46.935	21.981	1'40.637	236,8	10:01'39.430							

122 World Speed Motorsports (1'36.336)

Lap	Seg.1	Seg.2	Seg.3	Lap Time	km/h	Local Time
1						9:00'37.034
2	50.734	1'05.130	26.814	2'22.678P	137,8	9:02'59.712
3	37.818	52.798	24.084	1'54.700	201,1	9:04'54.412
4	34.305	48.549	22.058	1'44.912	237,4	9:06'39.324
5	31.904	46.645	21.575	1'40.124	240,0	9:08'19.448
6	30.648	46.761	21.471	1'38.880	241,1	9:09'58.328
7	30.260	46.216	21.114	1'37.590	241,1	9:11'35.918
8	30.045	45.266	21.298	1'36.609	242,2	9:13'12.527
9	30.261	45.142	21.409	1'36.812	241,1	9:14'49.339
10	30.075	45.175	21.086	1'36.336	241,6	9:16'25.675
11	29.830	45.450	21.193	1'36.473	242,2	9:18'02.148
12	30.163	45.456	21.680	1'37.299	241,1	9:19'39.447
13	29.941	45.281	21.440	1'36.662	241,6	9:21'16.109
14	29.820	45.127	7'26.423	8'41.370P	242,7	9:29'57.479
15	53.298	1'00.457	27.865	2'21.620P	191,2	9:32'19.099
16	36.369	54.474	26.380	1'57.223	221,8	9:34'16.322
17	38.116	50.913	23.891	1'52.920	224,5	9:36'09.242
18	33.654	49.512	23.905	1'47.071C	237,9	9:37'56.313
19	44.008	1'08.603	10'54.648	12'47.259P	150,8	9:50'43.572
20	41.965	53.017	24.903	1'59.885P	233,8	9:52'43.457
21	33.899	51.651	24.260	1'49.810	237,4	9:54'33.267
22	33.107	48.660	23.449	1'45.216	237,9	9:56'18.483
23	32.992	48.916	23.761	1'45.669	238,9	9:58'04.152
24	32.851	49.168	24.147	1'46.166	237,9	9:59'50.318
25	32.985	48.519	23.721	1'45.225	237,9	10:01'35.543

114 K-PAX Racing (1'35.784)

Lap	Seg.1	Seg.2	Seg.3	Lap Time	km/h	Local Time
1						9:02'59.088
2	51.743	59.794	25.209	2'16.746P	133,8	9:05'15.834
3	34.003	53.423	23.206	1'50.632	200,7	9:07'06.466
4	31.591	48.307	22.134	1'42.032	239,5	9:08'48.498
5	31.593	48.033	21.325	1'40.951	241,1	9:10'29.449
6	33.127	46.490	2'25.112	3'44.729P	239,5	9:14'14.178
7	37.157	45.791	21.699	1'44.647P	238,9	9:15'58.825
8	30.829	45.345	21.096	1'37.270	241,6	9:17'36.095
9	31.038	45.691	21.096	1'37.825	241,1	9:19'13.920
10	30.129	44.708	20.969	1'35.806	242,2	9:20'49.726
11	29.851	45.114	21.008	1'35.973	241,6	9:22'25.699
12	29.781	45.015	20.988	1'35.784	243,2	9:24'01.483
13	29.713	45.513	4'15.185	5'30.411P	242,7	9:29'31.894
14	37.991	48.397	22.572	1'48.960P	236,8	9:31'20.854
15	31.454	47.531	23.035	1'42.020	240,0	9:33'02.874
16	32.397	47.369	22.625	1'42.391	238,9	9:34'45.265
17	31.028	46.632	22.787	1'40.447	241,1	9:36'25.712

124 ANSA Motorsport (1'37.888)

Lap	Seg.1	Seg.2	Seg.3	Lap Time	km/h	Local Time
1						9:10'17.172
2	51.454	58.210	25.479	2'15.143P	179,4	9:12'32.315
3	36.880	53.064	23.670	1'53.614	204,9	9:14'25.929
4	32.535	50.167	22.657	1'45.359	230,3	9:16'11.288
5	31.727	49.065	22.158	1'42.950	238,4	9:17'54.238
6	31.264	47.578	21.680	1'40.522	238,4	9:19'34.760
7	30.506	46.532	21.556	1'38.594	239,5	9:21'13.354
8	30.122	45.969	21.797	1'37.888	240,0	9:22'51.242
9	31.982	48.245	1'04.071	2'24.298	239,5	9:25'15.540
10	33.827	52.183	7'25.559	8'51.569P	180,9	9:34'07.109
11	54.058	57.770	26.849	2'18.677P	220,4	9:36'25.786
12	35.184	52.648	12'26.205	13'54.037P	234,8	9:50'19.823
13	41.893	52.940	24.180	1'59.013P	231,8	9:52'18.836
14	33.945	50.077	22.931	1'46.953	233,3	9:54'05.789
15	32.170	49.358	22.636	1'44.164	238,9	9:55'49.953
16	32.039	48.386	22.288	1'42.713	238,9	9:57'32.666
17	32.049	48.308	22.557	1'42.914	239,5	9:59'15.580
18	31.340	53.446	22.841	1'47.627	238,4	10:01'03.207

120 TPC Racing (1'35.998)

Lap	Seg.1	Seg.2	Seg.3	Lap Time	km/h	Local Time
1						9:01'22.032
2	42.531	54.564	24.160	2'01.255P	228,8	9:03'23.287
3	34.228	50.815	22.922	1'47.965	233,8	9:05'11.252
4	32.663	48.994	22.156	1'43.813	237,9	9:06'55.065
5	31.341	48.896	22.115	1'42.352	238,9	9:08'37.417
6	31.093	47.167	2'50.729	4'08.989P	237,9	9:12'46.406
7	34.370	46.086	21.724	1'42.180P	238,9	9:14'28.586
8	30.109	45.238	21.224	1'36.571	239,5	9:16'05.157
9	29.625	47.521	2'46.361	4'03.507P	242,2	9:20'08.664
10	34.480	47.795	21.417	1'43.692P	238,4	9:21'52.356
11	30.113	45.010	21.174	1'36.297	242,2	9:23'28.653
12	29.556	44.960	21.482	1'35.998	241,6	9:25'04.651
13	29.763	45.630	3'18.270	4'33.663P	240,5	9:29'38.314
14	35.358	47.512	21.686	1'44.556P	237,4	9:31'22.870
15	30.518	46.777	22.957	1'40.252	238,4	9:33'03.122
16	31.631	46.636	21.511	1'39.778	236,8	9:34'42.900
17	30.323	46.425	21.679	1'38.427	239,5	9:36'21.327
18	29.997	46.250	12'35.135	13'51.382P	238,9	9:50'12.709
19	39.092	51.749	23.361	1'54.202P	215,1	9:52'06.911

130 ANSA Motorsport (1'34.556)

Lap	Seg.1	Seg.2	Seg.3	Lap Time	km/h	Local Time
1						9:05'54.575
2	45.911	54.820	2'12.279	3'53.010P	210,9	9:09'47.585
3	37.970	50.614	22.587	1'51.171P	235,8	9:11'38.756
4	31.325	46.353	21.487	1'39.165	241,1	9:13'17.921

13/11/2023

P = Pits In/Out - C = Lap Time Cancelled

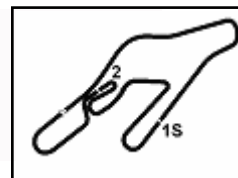
Powered by FICr Perugia Timing

ROGER DUBUIS**HANKOOK**
driving emotion



6th Round

1.4
USA



USA - Chronological Analysis Collective Test 1

Autodromo Vallelunga 4.085 m

3 / 5

5	30.176	45.155	21.149	1'36.480	242,7	9:14'54.401	22	31.097	48.037	22.173	1'41.307	240,5	9:55'50.838
6	29.833	44.753	20.956	1'35.542	242,2	9:16'29.943	23	31.631	48.576	22.071	1'42.278	240,5	9:57'33.116
7	29.616	44.568	21.145	1'35.329	242,2	9:18'05.272	24	31.903	48.295	22.525	1'42.723	239,5	9:59'15.839
8	30.494	44.915	24.789	1'40.198	241,6	9:19'45.470	25	31.324	54.080	22.206	1'47.610	240,5	10:01'03.449
9	29.287	44.446	20.823	1'34.556	243,2	9:21'20.026							
10	29.420	44.933	11'26.156	12'40.509P	243,2	9:34'00.535							
11	36.120	46.959	21.432	1'44.511P	240,5	9:35'45.046							
12	29.680	45.066	21.222	1'35.968	243,2	9:37'21.014							
13	29.857	51.334	11'26.372	12'47.563P	194,9	9:50'08.577							
14	35.120	45.491	21.343	1'41.954P	240,0	9:51'50.531							
15	29.679	44.682	21.127	1'35.488	243,2	9:53'26.019							
16	29.374	44.488	20.886	1'34.748	243,8	9:55'00.767							
17	29.393	50.528	23.538	1'43.459	244,3	9:56'44.226							

146 PPM (1'35.617)

Lap	Seg.1	Seg.2	Seg.3	Lap Time	km/h	Local Time
1						9:03'05.877
2	35.703	49.966	22.935	1'48.604		9:04'54.481
3				1'42.841		9:06'37.322
4				1'39.357		9:08'16.679
5			21.442	1'39.283		9:09'55.962
6	30.609	46.974	21.261	1'38.844	240,0	9:11'34.806
7	30.183	45.771	21.324	1'37.278	240,5	9:13'12.084
8	29.789	45.041	20.883	1'35.713	242,2	9:14'47.797
9	29.553	45.193	20.871	1'35.617	241,6	9:16'23.414
10	29.336	46.145	21.208	1'36.689	243,2	9:18'00.103
11	31.550	45.770	21.542	1'38.862	242,2	9:19'38.965
12	29.629	46.242	21.695	1'37.566	242,2	9:21'16.531
13	29.838	45.922	21.316	1'37.076	241,1	9:22'53.607
14	29.767	47.302	4'14.822	5'31.891P	241,1	9:28'25.498
15	47.523	57.942	24.249	2'09.714P	173,4	9:30'35.212
16	34.217	56.164	24.180	1'54.561	230,3	9:32'29.773
17	32.895	55.290	24.006	1'52.191	235,8	9:34'21.964
18	34.651	56.088	14'42.571	16'13.310P	211,8	9:50'35.274
19	39.238	52.831	22.706	1'54.775P	235,8	9:52'30.049
20	31.963	50.515	22.853	1'45.331	239,5	9:54'15.380
21	31.437	49.512	22.418	1'43.367	241,1	9:55'58.747
22	31.330	51.197	22.548	1'45.075	240,0	9:57'43.822
23	31.330	48.709	22.568	1'42.607	240,0	9:59'26.429
24	31.118	48.766	22.482	1'42.366	240,5	10:01'08.795

141 K-PAX Racing (1'35.608)

Lap	Seg.1	Seg.2	Seg.3	Lap Time	km/h	Local Time
1						9:02'32.539
2	46.958	54.982	24.410	2'06.350P	217,7	9:04'38.889
3	33.254	50.340	2'04.320	3'27.914P	237,9	9:08'06.803
4	38.665	48.382	21.802	1'48.849P	236,8	9:09'55.652
5	30.656	46.726	21.451	1'38.833	240,0	9:11'34.485
6	30.070	45.324	21.057	1'36.451	240,5	9:13'10.936
7	29.801	44.966	21.043	1'35.810	240,5	9:14'46.746
8	30.025	44.676	20.907	1'35.608	241,1	9:16'22.354
9	29.781	45.803	4'44.283	5'59.867P	240,5	9:22'22.221
10	37.468	45.933	21.953	1'45.354P	237,9	9:24'07.575
11	29.961	44.851	21.054	1'35.866	240,5	9:25'43.441
12	29.887	45.378	21.505	1'36.770	240,5	9:27'20.211
13	31.984	45.601	5'34.210	6'51.795P	238,4	9:34'12.006
14	43.034	1'15.280	22.802	2'21.116P	234,3	9:36'33.122
15	32.248	48.200	12'23.542	13'43.990P	237,4	9:50'17.112
16	39.553	49.565	22.646	1'51.764P	220,9	9:52'08.876
17	32.034	48.609	22.868	1'43.511	237,4	9:53'52.387
18	32.336	46.951	22.071	1'41.358	235,8	9:55'33.745
19	31.430	47.166	21.816	1'40.412	237,4	9:57'14.157
20	31.158	46.562	21.996	1'39.716	237,9	9:58'53.873
21	31.005	46.278	21.977	1'39.260	238,4	10:00'33.133

148 PPM (1'38.008)

Lap	Seg.1	Seg.2	Seg.3	Lap Time	km/h	Local Time
1						9:00'17.233
2	56.645	1'04.854	30.242	2'31.741P	128,7	9:02'48.974
3	40.185	57.418	25.845	2'03.448	190,1	9:04'52.422
4	37.278	51.257	23.460	1'51.995	209,3	9:06'44.417
5	34.294	53.367	23.844	1'51.505	172,8	9:08'35.922
6	33.873	50.580	23.792	1'48.245	235,8	9:10'24.167
7	33.315	48.631	23.326	1'45.272	236,3	9:12'09.439
8	31.818	47.473	21.945	1'41.236	237,9	9:13'50.675
9	31.891	47.458	21.661	1'41.010	236,8	9:15'31.685
10	31.526	46.857	21.644	1'40.027	237,4	9:17'11.712
11	31.384	46.630	21.522	1'39.536	237,9	9:18'51.248
12	30.713	48.236	22.174	1'41.123	237,9	9:20'32.371
13	30.658	46.054	21.604	1'38.316	238,4	9:22'10.687
14	31.429	46.939	5'32.339	6'50.707P	236,8	9:29'01.394
15	40.466	50.993	21.974	1'53.433P	233,8	9:30'54.827
16	30.968	46.708	21.660	1'39.336	237,9	9:32'34.163
17	30.790	51.003	21.879	1'43.672	238,9	9:34'17.835
18	35.578	47.201	21.750	1'44.529	234,8	9:36'02.364
19	30.536	46.033	21.582	1'38.151	238,9	9:37'40.515
20	40.108	1'02.761	11'08.791	12'51.660P	159,8	9:50'32.175
21	39.806	54.170	22.315	1'56.291P	235,8	9:52'28.466
22	30.534	46.037	23.549	1'40.120	238,9	9:54'08.586
23	36.802	51.235	27.360	1'55.397	225,0	9:56'03.983
24	31.660	48.880	24.397	1'44.937	238,9	9:57'48.920
25	30.333	45.995	21.680	1'38.008	239,5	9:59'26.928
26	31.554	50.592	22.297	1'44.443	238,4	10:01'11.371

145 PPM (1'39.676)

Lap	Seg.1	Seg.2	Seg.3	Lap Time	km/h	Local Time
1						9:02'35.094
2				1'57.496		9:04'32.590
3				1'51.615		9:06'24.205
4				1'48.205		9:08'12.410
5			23.417	1'47.915		9:10'00.325
6	32.367	49.933	22.844	1'45.144	237,4	9:11'45.469
7	31.757	48.089	22.462	1'42.308	238,4	9:13'27.777
8	31.764	47.243	22.350	1'41.357	238,9	9:15'09.134
9	31.837	47.682	22.610	1'42.129	212,2	9:16'51.263
10	31.718	47.595	22.256	1'41.569	239,5	9:18'32.832
11	31.041	46.567	22.068	1'39.676	239,5	9:20'12.508
12	31.809	48.034	4'59.884	6'19.727P	238,4	9:26'32.235
13	40.160	48.030	22.362	1'50.552P	234,3	9:28'22.787
14	31.351	47.078	23.151	1'41.580	237,4	9:30'04.367
15	31.168	47.608	22.325	1'41.101	239,5	9:31'45.468
16	31.108	47.730	23.057	1'41.895	240,0	9:33'27.363
17	31.155	47.347	22.525	1'41.027	241,1	9:35'08.390
18	31.134	47.204	22.178	1'40.516	240,5	9:36'48.906
19	30.947	49.959	12'27.412	13'48.318P	241,1	9:50'37.224
20	37.890	51.535	22.544	1'51.969P	236,8	9:52'29.193
21	30.930	47.449	21.959	1'40.338	238,9	9:54'09.531

13/11/2023

P = Pits In/Out - C = Lap Time Cancelled

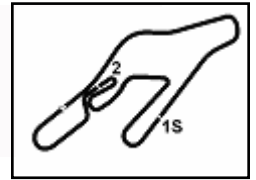
Powered by FICr Perugia Timing

ROGER DUBUIS





6th Round

1.4**USA**

USA - Chronological Analysis Collective Test 1

Autodromo Vallelunga 4.085 m

4 / 5

150 US Racetratics (1'49.774)

Lap	Seg.1	Seg.2	Seg.3	Lap Time	km/h	Local Time
1						9:51'04.113
2	48.726	57.013	26.567	2'12.306P	216,0	9:53'16.419
3	34.620	51.793	23.361	1'49.774	233,3	9:55'06.193

155 Forty7 (1'36.383)

Lap	Seg.1	Seg.2	Seg.3	Lap Time	km/h	Local Time
1						9:35'18.652
2	55.989	1'00.618	12'56.353	14'52.960P	93,4	9:50'11.612
3	39.424	51.475	23.022	1'53.921P	232,3	9:52'05.533
4	32.154	48.098	21.910	1'42.162	236,3	9:53'47.695
5	30.959	46.927	21.371	1'39.257	240,5	9:55'26.952
6	30.182	45.730	21.195	1'37.107	241,6	9:57'04.059
7	29.953	45.985	21.309	1'37.247	242,2	9:58'41.306
8	30.051	45.168	21.164	1'36.383	241,6	10:00'17.689

164 K-PAX Racing (1'35.927)

Lap	Seg.1	Seg.2	Seg.3	Lap Time	km/h	Local Time
1						9:04'02.859
2	58.617	1'07.395	28.573	2'34.585P	129,8	9:06'37.444
3	46.942	1'04.360	27.150	2'18.452	191,2	9:08'55.896
4	40.636	53.634	24.618	1'58.888	195,3	9:10'54.784
5	38.110	51.108	23.331	1'52.549	213,0	9:12'47.333
6	35.152	49.015	23.003	1'47.170	230,8	9:14'34.503
7	33.054	47.731	22.442	1'43.227	238,9	9:16'17.730
8	32.827	52.167	23.715	1'48.709	240,0	9:18'06.439
9	33.258	49.591	22.197	1'45.046	235,3	9:19'51.485
10	31.810	46.710	22.058	1'40.578	240,0	9:21'32.063
11	31.817	47.949	22.130	1'41.896	240,5	9:23'13.959
12	31.660	45.971	24.041	1'41.672	241,1	9:24'55.631
13	37.138	50.516	7'29.741	8'57.395	235,3	9:33'53.026
14				1'40.452		9:35'33.478
15	30.901	46.016	21.579	1'38.496	241,6	9:37'11.974
16	30.487	55.857	12'51.028	14'17.372P	242,7	9:51'29.346
17	36.832	47.485	22.119	1'46.436P	237,9	9:53'15.782
18	30.422	45.860	21.148	1'37.430	242,2	9:54'53.212
19	30.856	45.931	21.278	1'38.065	242,7	9:56'31.277
20	29.942	45.413	20.958	1'36.313	243,2	9:58'07.590
21	30.029	47.051	21.185	1'38.265	242,7	9:59'45.855
22	29.918	45.092	20.917	1'35.927	242,7	10:01'21.782

166 Forty7 (1'37.303)

Lap	Seg.1	Seg.2	Seg.3	Lap Time	km/h	Local Time
1						9:17'50.230
2	49.599	1'00.059	26.101	2'15.759P	177,3	9:20'05.989
3	34.041	53.114	25.201	1'52.356	235,3	9:21'58.345
4	31.863	48.253	22.355	1'42.471	240,0	9:23'40.816
5	31.234	47.057	22.503	1'40.794	240,0	9:25'21.610
6	31.055	48.101	22.030	1'41.186	240,0	9:27'02.796
7	30.566	47.447	22.102	1'40.115	240,0	9:28'42.911
8	30.880	47.160	22.379	1'40.419	238,4	9:30'23.330
9	30.733	47.547	21.772	1'40.052	240,5	9:32'03.382
10	31.506	47.411	21.985	1'40.902	240,5	9:33'44.284
11	30.971	46.604	15'19.666	16'37.241P	240,0	9:50'21.525
12	38.837	48.501	22.250	1'49.588P	236,3	9:52'11.113
13	30.645	47.794	22.466	1'40.905	241,1	9:53'52.018
14	31.823	46.373	21.695	1'39.891	239,5	9:55'31.909
15	30.203	45.810	21.321	1'37.334	242,2	9:57'09.243
16	29.978	45.883	21.442	1'37.303	241,1	9:58'46.546
17	30.256	45.985	21.667	1'37.908	241,6	10:00'24.454

168 K-PAX Racing (1'36.369)

Lap	Seg.1	Seg.2	Seg.3	Lap Time	km/h	Local Time
1						9:05'20.842
2						3'46.589P 9:09'07.431
3	36.504	49.171	22.518	1'48.193P	237,4	9:10'55.624
4	32.461	47.142	21.481	1'41.084	240,0	9:12'36.708
5	30.782	46.390	21.200	1'38.372	237,9	9:14'15.080
6	30.220	48.416	21.858	1'40.494	242,7	9:15'55.574
7	30.016	46.350	21.541	1'37.907	241,6	9:17'33.481
8	29.874	45.654	20.934	1'36.462	241,6	9:19'09.943
9	29.446	45.835	21.088	1'36.369	242,2	9:20'46.312
10	29.965	46.567	21.034	1'37.566	242,2	9:22'23.878
11	29.920	45.641	21.048	1'36.609	242,2	9:24'00.487
12	29.907	45.753	7'40.688	8'56.348P	242,7	9:32'56.835
13	45.120	51.998	25.406	2'02.524P	227,8	9:34'59.359
14	32.215	48.494	23.310	1'44.019	238,9	9:36'43.378
15	31.445	48.388	12'12.414	13'32.247P	240,5	9:50'15.625
16	40.533	49.270	23.184	1'52.987P	230,8	9:52'08.612
17	31.556	48.402	22.922	1'42.880	237,4	9:53'51.492
18	31.275	46.880	23.265	1'41.420	239,5	9:55'32.912
19	30.856	46.968	22.545	1'40.369	240,0	9:57'13.281
20	31.021	46.755	22.423	1'40.199	240,0	9:58'53.480
21	30.611	46.257	22.290	1'39.158	240,5	10:00'32.638

169 PPM (1'34.889)

Lap	Seg.1	Seg.2	Seg.3	Lap Time	km/h	Local Time
1						9:00'12.058
2	54.247	1'00.154	27.627	2'22.028P	150,6	9:02'34.086
3	35.882	53.164	24.397	1'53.443	233,3	9:04'27.529
4	31.734	48.003	21.961	1'41.698	236,8	9:06'09.227
5	30.751	46.268	21.657	1'38.676	236,8	9:07'47.903
6	29.971	46.042	21.736	1'37.749	239,5	9:09'25.652
7	29.722	45.738	21.127	1'36.587	240,0	9:11'02.239
8	29.635	44.390	20.864	1'34.889	239,5	9:12'37.128
9	31.232	47.792	22.467	1'41.491	235,8	9:14'18.619
10	29.817	46.168	22.004	1'37.989	240,0	9:15'56.608
11	29.618	46.248	22.054	1'37.920	240,0	9:17'34.528
12	29.564	45.730	4'49.662	6'04.956P	240,5	9:23'39.484
13	39.167	50.709	22.467	1'52.343P	235,8	9:25'31.827
14	30.330	46.011	21.384	1'37.725	237,4	9:27'09.552
15	29.930	45.186	3'04.308	4'19.424P	239,5	9:31'28.976
16	38.964	51.329	29.041	1'59.334P	158,1	9:33'28.310
17	34.953	47.935	22.017	1'44.905	238,4	9:35'13.215
18	30.510	46.952	21.445	1'38.907	240,5	9:36'52.122
19	30.274	49.471	12'21.725	13'41.470P	241,1	9:50'33.592
20	37.159	54.391	22.060	1'53.610P	235,8	9:52'27.202
21	30.455	57.906	31.538	1'59.899	240,0	9:54'27.101
22	30.115	45.804	21.322	1'37.241	240,0	9:56'04.342
23	30.050	46.179	22.645	1'38.874	240,5	9:57'43.216
24	30.047	45.749	21.418	1'37.214	241,1	9:59'20.430
25	30.527	48.523	21.834	1'40.884	237,9	10:01'01.314

170 US Racetratics (1'34.669)

Lap	Seg.1	Seg.2	Seg.3	Lap Time	km/h	Local Time
1						9:34'02.995
2						1'45.251 9:35'48.246
3	30.989	46.104	21.120	1'38.213	239,5	9:37'26.459
4	30.101	46.572	11'27.655	12'44.328P	240,0	9:50'10.787
5	37.572	50.895	21.486	1'49.953P	233,8	9:52'00.740
6	29.894	44.975	20.727	1'35.596	239,5	9:53'36.336

13/11/2023

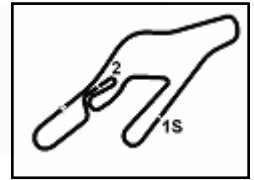
P = Pits In/Out - C = Lap Time Cancelled

Powered by FICr Perugia Timing

ROGER DUBUIS**HANKOOK**
driving emotion



6th Round

1.4**USA**

USA - Chronological Analysis Collective Test 1

Autodromo Vallelunga 4.085 m

5 / 5

7	29.377	44.605	20.687	1'34.669	241,6	9:55'11.005	13	29.466	48.186	24'20.776	25'38.428P	242,2	9:50'26.474
8	29.303	48.127	21.152	1'38.582	242,2	9:56'49.587	14	37.453	47.928	22.807	1'48.188P	236,8	9:52'14.662
9	29.294	45.122	20.681	1'35.097	241,6	9:58'24.684	15	29.427	45.855	22.586	1'37.868	244,9	9:53'52.530

171 US Racetratics (1'36.280)

Lap	Seg.1	Seg.2	Seg.3	Lap Time	km/h	Local Time
1						9:06'07.832
2				5'48.904P		9:11'56.736
3	38.078	49.803	22.139	1'50.020P	244,3	9:13'46.756
4	31.153	46.711	21.497	1'39.361	246,6	9:15'26.117
5	30.197	45.154	21.170	1'36.521	248,8	9:17'02.638
6	29.850	45.264	21.369	1'36.483	248,8	9:18'39.121
7	31.154			1'39.687	248,3	9:20'18.808
8			21.349	1'36.424		9:21'55.232
9	29.780	45.610	4'06.241	5'21.631P	249,4	9:27'16.863
10	36.152	52.548	28.364	1'57.064P	246,0	9:29'13.927
11	30.660	45.924	21.502	1'38.086	247,1	9:30'52.013
12	29.999	45.635	21.734	1'37.368	249,4	9:32'29.381
13	30.091	45.190	20.999	1'36.280	250,0	9:34'05.661
14	31.293	45.785	14'51.596	16'08.674P	248,3	9:50'14.335
15	43.904	53.335	25.786	2'03.025P	223,6	9:52'17.360
16	35.532	50.684	23.771	1'49.987	186,5	9:54'07.347
17	32.685	49.774	23.220	1'45.679	245,5	9:55'53.026
18	32.419	47.836	22.737	1'42.992	246,6	9:57'36.018
19	31.866	48.012	22.579	1'42.457	247,1	9:59'18.475
20	33.353	50.226	22.777	1'46.356	244,9	10:01'04.831

186 US Racetratics (1'40.145)

Lap	Seg.1	Seg.2	Seg.3	Lap Time	km/h	Local Time
1						9:02'59.936
2	38.997	56.304	26.401	2'01.702	225,0	9:05'01.638
3	38.263	53.861	24.015	1'56.139	232,3	9:06'57.777
4	33.972	52.253	24.078	1'50.303	235,8	9:08'48.080
5	34.762	49.638	23.368	1'47.768	235,8	9:10'35.848
6	32.387	49.638	23.538	1'45.563	237,9	9:12'21.411
7	35.519	51.276	23.163	1'49.958	236,3	9:14'11.369
8	32.977	51.168	23.304	1'47.449	236,3	9:15'58.818
9	32.971	49.108	22.754	1'44.833	237,9	9:17'43.651
10	32.213	48.194	22.368	1'42.775	236,8	9:19'26.426
11	31.301	48.311	22.455	1'42.067	238,4	9:21'08.493
12	32.013	47.364	22.345	1'41.722	237,9	9:22'50.215
13	31.466	47.066	23.006	1'41.538	238,4	9:24'31.753
14	31.682	47.824	25.846	1'45.352	237,4	9:26'17.105
15	36.175	53.761	5'20.444	6'50.380P	201,9	9:33'07.485
16	43.655	50.000	22.658	1'56.313P	231,3	9:35'03.798
17	31.783	48.159	22.425	1'42.367	238,4	9:36'46.165
18	31.534	47.891	12'49.727	14'09.152P	239,5	9:50'55.317
19	40.287	48.706	23.051	1'52.044P	233,8	9:52'47.361
20	31.041	49.736	22.925	1'43.702	239,5	9:54'31.063
21	31.596	47.257	22.697	1'41.550	238,9	9:56'12.613
22	31.285	47.198	22.326	1'40.809	239,5	9:57'53.422
23	31.311	46.830	22.491	1'40.632	239,5	9:59'34.054
24	31.112	46.826	22.207	1'40.145	238,9	10:01'14.199

177 Forty7 (1'37.431)

Lap	Seg.1	Seg.2	Seg.3	Lap Time	km/h	Local Time
1						9:17'49.437
2	48.023	59.931	26.092	2'14.046P	204,5	9:20'03.483
3	33.149	51.060	24.386	1'48.595	238,4	9:21'52.078
4	31.842	49.601	22.974	1'44.417	242,2	9:23'36.495
5	31.291	48.566	23.177	1'43.034	242,7	9:25'19.529
6	31.035	48.299	22.259	1'41.593	243,2	9:27'01.122
7	30.294	47.011	21.988	1'39.293	243,2	9:28'40.415
8	30.511	46.762	21.799	1'39.072	242,2	9:30'19.487
9	30.715	46.959	21.487	1'39.161	219,5	9:31'58.648
10	30.248	46.892	3'21.566	4'38.706P	243,8	9:36'37.354
11	33.479	50.516	12'25.863	13'49.858P	244,3	9:50'27.212
12	37.297	48.508	22.221	1'48.026P	239,5	9:52'15.238
13	29.907	46.516	21.594	1'38.017	244,9	9:53'53.255
14	34.305	58.340	22.690	1'55.335	158,4	9:55'48.590
15	30.229	46.194	21.622	1'38.045	244,9	9:57'26.635
16	30.052	46.172	21.475	1'37.699	246,0	9:59'04.334
17	29.696	46.267	21.468	1'37.431	246,0	10:00'41.765

188 TR3 Racing (1'37.056)

Lap	Seg.1	Seg.2	Seg.3	Lap Time	km/h	Local Time
1						9:07'10.801
2				1'49.942		9:09'00.743
3	33.934	48.389	21.796	1'44.119	224,5	9:10'44.862
4	32.511	47.659	21.816	1'41.986	236,3	9:12'26.848
5	30.859	47.463	22.360	1'40.682	233,8	9:14'07.530
6	30.289	47.529	21.653	1'39.471	235,8	9:15'47.001
7	30.655	46.087	21.291	1'38.033	238,4	9:17'25.034
8	30.113	45.531	21.412	1'37.056	239,5	9:19'02.090
9	32.055	51.995	3'21.951	4'46.001P	207,3	9:23'48.091
10	40.450	50.778	21.948	1'53.176P	232,8	9:25'41.267
11	30.316	50.058	22.054	1'42.428	238,9	9:27'23.695
12	30.630	47.705	21.921	1'40.256	240,0	9:29'03.951
13	30.255	45.959	21.872	1'38.086	238,4	9:30'42.037
14	30.600	46.848	21.570	1'39.018	237,9	9:32'21.055
15	31.104	45.552	21.348	1'38.004	238,4	9:33'59.059

184 Wayne Taylor Racing (1'34.110)

Lap	Seg.1	Seg.2	Seg.3	Lap Time	km/h	Local Time
1						9:02'52.942
2	48.162	57.831	24.125	2'10.118P	168,5	9:05'03.060
3	32.998	48.987	22.703	1'44.688	240,0	9:06'47.748
4	31.739	46.382	21.567	1'39.688	237,9	9:08'27.436
5	29.909	45.314	21.153	1'36.376	243,2	9:10'03.812
6	29.635	47.240	3'45.437	5'02.312P	243,8	9:15'06.124
7	34.383	46.178	22.883	1'43.444P	240,5	9:16'49.568
8	29.441	44.477	20.865	1'34.783	242,7	9:18'24.351
9	29.093	44.986	22.961	1'37.040	243,2	9:20'01.391
10	29.001	44.320	20.789	1'34.110	243,2	9:21'35.501
11	29.250	45.712	22.231	1'37.193	243,8	9:23'12.694
12	29.129	44.252	21.971	1'35.352	243,2	9:24'48.046

13/11/2023

P = Pits In/Out - C = Lap Time Cancelled

Powered by FICr Perugia Timing

ROGER DUBUIS**HANKOOK**
driving emotion