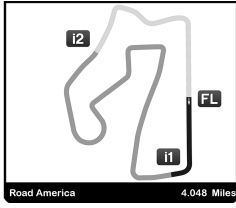









Idemitsu Mazda MX-5 Cup Presented By BFGoodrich



Flags Analysis

Flag	Time	Session Elapsed	Flag Time	Acum. Flag Time	Lap
 GREEN FLAG	09:15:21.736	-	9:23.945	9:23.945	1
 FULL COURSE YELLOW	09:24:45.681	9:23.945	5:02.222	5:02.222	4
 GREEN FLAG	09:29:47.903	14:26.167	6:32.770	15:56.715	5
 FULL COURSE YELLOW	09:36:20.673	20:58.937	13:13.517	18:15.739	8
 GREEN FLAG	09:49:34.190	34:12.454	7:23.133	23:19.848	11
 FULL COURSE YELLOW	09:56:57.323	41:35.587	4:43.084	22:58.823	14
 CHEQUERED FLAG	10:01:40.408	46:18.671	-	-	15