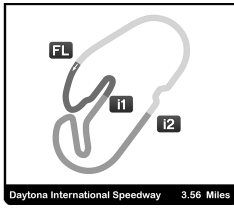








Idemitsu Mazda MX-5 Cup Presented By BFGoodrich



Flags Analysis

Flag	Time	Session Elapsed	Flag Time	Acum. Flag Time	Lap
 GREEN FLAG	10:15:25.866	-	21:01.418	21:01.418	1
 FULL COURSE YELLOW	10:36:27.284	21:01.418	3:19.750	3:19.750	10
 GREEN FLAG	10:39:47.034	24:21.168	6:29.363	27:30.781	11
 FULL COURSE YELLOW	10:46:16.397	30:50.531	12:35.403	15:55.153	15
 GREEN FLAG	10:58:51.800	43:25.934	2:11.659	29:42.440	18
 CHEQUERED FLAG	11:01:03.459	45:37.593	-	-	19