

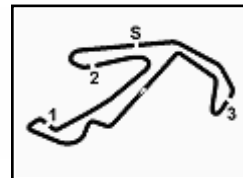






6th ROUND

USA



Super Trofeo North America - Analysis Race 1

Misano Circuit Sic 58 4.226 m

3 / 5

Start at 9:23'13.500

Main race results table with columns for Driver, Lap, Seg.1-4, Lap Time, km/h, and Local Time. Includes names like 25.013, 22.041, 25.778, 20.929, 1'33.761, 229,3, 9:35'49.098, 6, 25.899, 22.876, 26.888, 21.853, 1'37.516, 224,1, 9:34'36.550, etc.

Race Time 50'53.621

Race Time 51'07.752

129 Change Racing (1'35.135)

146 PPM Precision Performance (1'34.680)

Table for 129 Change Racing with columns: Lap, Seg.1-4, Lap Time, km/h, Local Time. Includes names like Victor Gomez, 1'51.011, 223,1, 9:25'04.511, etc.

Race Time 51'04.469

Table for 146 PPM Precision Performance with columns: Lap, Seg.1-4, Lap Time, km/h, Local Time. Includes names like Brandon Gdovic, 23.884, 27.185, 21.948, 1'45.739, 226,9, 9:24'59.239, etc.

Race Time 51'01.762

133 US RaceTronics (1'36.960)

147 PPM Precision Performance (1'38.147)

Table for 133 US RaceTronics with columns: Lap, Seg.1-4, Lap Time, km/h, Local Time. Includes names like John Hennessy, 1'53.454, 223,1, 9:25'06.954, etc.

Race Time 51'04.469

Table for 147 PPM Precision Performance with columns: Lap, Seg.1-4, Lap Time, km/h, Local Time. Includes names like Mark Kvamme, 25.131, 28.793, 22.571, 1'52.211, 205,3, 9:25'05.711, etc.

Race Time 51'01.762

29/10/2021 P = Pits In/Out - C = Lap Time Cancelled

Powered by FICr Perugia Timing



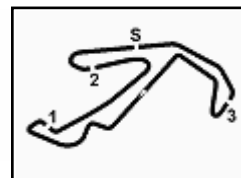
ROGER DUBUIS





6th ROUND

USA



Super Trofeo North America - Analysis Race 1

Misano Circuit Sic 58 4.226 m

Start at 9:23'13.500

4 / 5

Main race results table with columns for Lap, Seg.1-4, Lap Time, km/h, Local Time, and Race Time. Includes driver names like Terry Olson and Max Weering.

151 MCR Racing (1'33.288)

Header row for 151 MCR Racing with columns: Lap, Seg.1, Seg.2, Seg.3, Seg.4, Lap Time, km/h, Local Time

Table of results for 151 MCR Racing, listing driver names (Claudinei Senhoreti, Loris Spinelli) and their performance metrics across 28 laps.

161 MCR Racing (1'34.234)

Header row for 161 MCR Racing with columns: Lap, Seg.1, Seg.2, Seg.3, Seg.4, Lap Time, km/h, Local Time

Table of results for 161 MCR Racing, listing driver names (Max Weering) and their performance metrics across 28 laps.

153 Wayne Taylor Racing (1'35.261)

Header row for 153 Wayne Taylor Racing with columns: Lap, Seg.1, Seg.2, Seg.3, Seg.4, Lap Time, km/h, Local Time

Table of results for 153 Wayne Taylor Racing, listing driver name (Jordan Missig) and their performance metrics across 1 lap.

186 US RaceTronics (1'38.239)

Header row for 186 US RaceTronics with columns: Lap, Seg.1, Seg.2, Seg.3, Seg.4, Lap Time, km/h, Local Time

Table of results for 186 US RaceTronics, listing driver name and their performance metrics across 1 lap.

29/10/2021 P = Pits In/Out - C = Lap Time Cancelled

Powered by FICr Perugia Timing



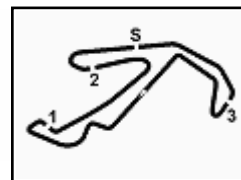
ROGER DUBUIS





6<sup>th</sup> ROUND

USA



### Super Trofeo North America - Analysis Race 1

Misano Circuit Sic 58 4.226 m

Start at 9:23'13.500

5 / 5

Jon Hirschberg

1		26.322	28.849	23.180	1'55.288	220,9	9:25'08.788
2	27.562	24.641	36.860	31.270	2'00.333	221,3	9:27'09.121
3	41.365	38.457	44.634	26.835	2'31.291	134,0	9:29'40.412
4	28.022	24.414	27.722	22.981	1'43.139	220,4	9:31'23.551
5	27.113	23.284	27.607	22.645	1'40.649	222,7	9:33'04.200
6	26.706	23.331	27.437	22.585	1'40.059	224,1	9:34'44.259
7	26.926	23.189	27.380	22.514	1'40.009	224,5	9:36'24.268
8	26.687	<b>22.948</b>	27.104	22.461	1'39.200	224,1	9:38'03.468
9	26.611	23.551	27.071	22.195	1'39.428	223,6	9:39'42.896
10	26.443	23.345	27.239	22.492	1'39.519	222,7	9:41'22.415
11	26.583	23.357	27.375	22.319	1'39.634	221,3	9:43'02.049
12	26.252	23.184	27.396	1'41.057	2'57.889P	224,5	9:45'59.938
13	47.680	23.379	27.375	22.633	2'01.067P	222,2	9:48'01.005
14	26.102	23.182	27.357	22.239	1'38.880	221,8	9:49'39.885
15	26.353	23.078	27.054	22.178	1'38.663	223,6	9:51'18.548
16	26.258	23.098	26.963	22.205	1'38.524	223,1	9:52'57.072
17	<b>26.004</b>	23.135	<b>26.951</b>	<b>22.149</b>	<b>1'38.239</b>	222,2	9:54'35.311
18	26.087	23.262	27.098	22.558	1'39.005	<b>225,5</b>	9:56'14.316
19	26.176	24.043	28.728	22.600	1'41.547	216,0	9:57'55.863
20	27.099	23.918	27.600	22.231	1'40.848	224,5	9:59'36.711
21	26.494	23.658	26.996	22.194	1'39.342	225,0	10:01'16.053
22	26.588	23.328	27.989	22.921	1'40.826	223,1	10:02'56.879
23	28.073	24.581	30.376	30.669	1'53.699	223,1	10:04'50.578
24	37.264	47.870	49.368	29.642	2'44.144	158,8	10:07'34.722
25	36.077	47.546	44.521	26.288	2'34.432	152,5	10:10'09.154
26	38.163	45.256	39.133	26.688	2'29.240	131,7	10:12'38.394
27	28.169	23.802	27.147	22.189	1'41.307	222,7	10:14'19.701

Race Time 51'06.201



ROGER DUBUIS

