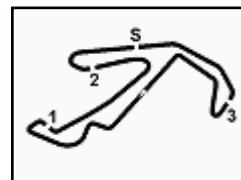




6<sup>th</sup> ROUND

USA



### Super Trofeo North America - Analysis Free Practice 2

Misano Circuit Sic 58 4.226 m

1 / 5

#### 101 Wayne Taylor Racing (1'33.420)

Lap	Seg.1	Seg.2	Seg.3	Seg.4	Lap Time	km/h	Local Time
Kyle Marcelli							
1							11:21'40.469
2	50.786	26.632	29.080	22.743	2'09.241P	223,6	11:23'49.710
3	25.823	23.273	25.789	21.009	1'35.894	229,3	11:25'25.604
4	24.878	22.153	<b>25.538</b>	20.851	<b>1'33.420</b>	229,8	11:26'59.024
5	<b>24.842</b>	22.063	25.940	21.181	1'34.026	229,8	11:28'33.050
6	24.966	22.024	25.732	20.966	1'33.688	229,3	11:30'06.738
7	24.964	22.682	26.085	26.376	1'40.107	229,3	11:31'46.845
Danny Formai							
8	29.356	27.837	29.411	1'39.217	3'05.821P	225,5	11:34'52.666
9	52.681	24.330	31.236	21.648	2'09.895P	192,2	11:37'02.561
10	24.907	22.030	25.983	<b>20.789</b>	1'33.709	<b>230,3</b>	11:38'36.270
11	26.843	28.122	31.038	22.506	1'48.509	205,3	11:40'24.779
12	26.952	26.029	29.771	23.400	1'46.152	223,1	11:42'10.931
13	25.053	22.000	25.915	20.912	1'33.880	229,3	11:43'44.811
Kyle Marcelli							
14	27.428	27.309	29.310	16'04.886	17'28.933P	225,9	12:01'13.744
15	47.319	22.704	25.983	20.963	1'56.969P	228,3	12:03'10.713
16	25.004	22.019	25.818	21.238	1'34.079	229,8	12:04'44.792
17	24.873	<b>21.973</b>	25.678	20.941	1'33.465	229,3	12:06'18.257
Danny Formai							
18	26.158	22.780	25.839	1'33.728	2'48.505P	<b>230,3</b>	12:09'06.762
19	48.961	30.475	32.173	26.933	2'18.542P	189,1	12:11'25.304

#### 103 Wayne Taylor Racing (1'36.794)

Lap	Seg.1	Seg.2	Seg.3	Seg.4	Lap Time	km/h	Local Time
Randy Sellari							
1							11:20'50.904
2	56.537	27.844	34.574	25.210	2'24.165P	210,5	11:23'15.069
3	28.915	24.464	29.108	23.164	1'45.651	223,1	11:25'00.720
4	26.553	22.935	26.877	22.694	1'39.059	226,4	11:26'39.779
5	26.003	<b>22.807</b>	<b>26.372</b>	21.658	1'36.840	226,4	11:28'16.619
6	26.001	22.895	26.715	21.806	1'37.417	225,9	11:29'54.036
7	25.874	23.179	26.636	22.279	1'37.968	225,9	11:31'32.004
8	26.042	23.245	26.827	21.930	1'38.044	<b>226,9</b>	11:33'10.048
9	25.875	23.104	26.939	2'34.259	3'50.177P	226,4	11:37'00.225
10	48.026	23.781	27.557	22.580	2'01.944P	224,1	11:39'02.169
11	26.711	22.966	26.853	23.104	1'39.634	225,0	11:40'41.803
12	28.600	24.343	27.121	1'54.892	3'14.956P	225,0	11:43'56.759
13	49.424	23.853	27.073	22.235	2'02.585P	224,1	11:45'59.344
14	26.130	23.246	26.956	22.358	1'38.690	225,5	11:47'38.034
15	26.018	23.021	26.705	21.967	1'37.711	225,5	11:49'15.745
16	25.828	23.266	26.831	22.223	1'38.148	225,9	11:50'53.893
17	26.138	23.305	27.165	21.821	1'38.429	<b>226,9</b>	11:52'32.322
18	25.976	23.137	26.958	21.994	1'38.065	225,5	11:54'10.387
19	<b>25.622</b>	22.891	27.459	21.817	1'37.789	225,9	11:55'48.176
20	25.959	22.854	27.078	21.829	1'37.720	225,9	11:57'25.896
21	25.629	22.837	26.764	<b>21.564</b>	<b>1'36.794</b>	225,9	11:59'02.690
22	25.686	22.995	26.866	21.918	1'37.465	226,4	12:00'40.155
23	25.678	23.003	26.805	21.911	1'37.397	225,9	12:02'17.552
24	25.953	23.340	27.381	23.229	1'39.903	215,1	12:03'57.455
25	25.920	22.964	26.922	21.841	1'37.647	225,5	12:05'35.102
26	26.055	23.492	26.927	22.072	1'38.546	226,4	12:07'13.648
27	25.844	23.355	27.046	21.890	1'38.135	225,9	12:08'51.783
28	25.862	22.930	27.240	21.994	1'38.026	226,4	12:10'29.809
29	25.623	22.912	26.799	22.283	1'37.617	<b>226,9</b>	12:12'07.426

#### 104 MCR Racing (1'36.869)

Lap	Seg.1	Seg.2	Seg.3	Seg.4	Lap Time	km/h	Local Time
Michael Mennella							
1							11:20'33.849

2	54.385	27.860	34.182	25.247	2'21.674P	195,3	11:22'55.523
3	29.916	24.983	29.397	24.669	1'48.965	224,1	11:24'44.488
4	30.823	24.699	27.315	22.030	1'44.867	223,6	11:26'29.355
5	28.307	23.532	27.434	22.478	1'41.751	223,6	11:28'11.106
6	25.908	22.981	26.739	22.277	1'37.905	222,2	11:29'49.011
7	26.256	23.273	26.991	21.935	1'38.455	223,1	11:31'27.466
8	26.527	23.086	26.916	21.805	1'38.334	224,5	11:33'05.800
9	26.346	23.334	27.082	22.526	1'39.288	220,9	11:34'45.088
10	26.332	23.074	26.907	22.138	1'38.451	224,5	11:36'23.539
11	26.379	23.221	26.858	21.949	1'38.407	224,5	11:38'01.946
12	26.297	22.997	26.949	22.238	1'38.481	225,0	11:39'40.427
13	26.731	22.817	31.078	23.726	1'44.352	221,8	11:41'24.779
14	26.873	22.952	30.237	24.964	1'45.026	201,9	11:43'09.805
15	31.415	26.201	29.426	1'52.852	3'19.894P	222,2	11:46'29.699
Bart Collins							
16	48.462	37.733	29.960	22.796	2'18.951P	220,4	11:48'48.650
17	26.405	23.314	27.244	21.935	1'38.898	223,6	11:50'27.548
18	26.111	22.988	27.119	22.201	1'38.419	224,5	11:52'05.967
19	26.298	22.819	26.871	21.784	1'37.772	224,1	11:53'43.739
20	26.126	23.187	29.129	23.084	1'41.526	224,5	11:55'25.265
21	26.288	23.294	26.975	22.087	1'38.644	223,6	11:57'03.909
22	26.087	22.897	35.857	21.992	1'46.833	115,4	11:58'50.742
23	26.149	23.437	27.844	22.104	1'39.534	208,5	12:00'30.276
24	26.242	23.062	26.929	21.838	1'38.071	223,1	12:02'08.347
25	25.866	22.753	<b>26.617</b>	21.790	1'37.026	225,5	12:03'45.373
26	26.345	23.485	27.184	21.850	1'38.864	225,0	12:05'24.237
27	25.942	22.911	27.024	21.737	1'37.614	224,5	12:07'01.851
28	26.313	23.084	27.478	23.925	1'40.800	224,5	12:08'42.651
29	26.074	22.856	28.114	1'16.608	2'33.652P	225,5	12:11'16.303
30	47.161	23.754	27.308	21.937	2'00.160P	223,6	12:13'16.463
31	26.059	22.970	26.755	21.640	1'37.424	225,0	12:14'53.887
32	25.893	22.817	26.655	21.747	1'37.112	225,9	12:16'30.999
33	26.100	22.774	26.820	<b>21.545</b>	1'37.239	225,5	12:18'08.238
34	<b>25.841</b>	<b>22.716</b>	26.656	21.656	<b>1'36.869</b>	<b>226,4</b>	12:19'45.107

#### 106 US RaceTronics (1'33.124)

Lap	Seg.1	Seg.2	Seg.3	Seg.4	Lap Time	km/h	Local Time
Steven Aghakhani							
1							11:20'05.004
2	50.316	24.919	29.916	24.670	2'09.821P	223,6	11:22'14.825
3	26.202	22.593	26.550	21.475	1'36.820	228,3	11:23'51.645
4	25.321	22.438	26.279	21.126	1'35.164	228,8	11:25'26.809
5	25.254	22.240	26.258	35.351	1'49.103P	229,3	11:27'15.912
6	2'48.146	29.620	34.810	27.316	4'19.892P	159,1	11:31'35.804
7	28.648	27.046	30.460	23.969	1'50.123	221,8	11:33'25.927
8	25.201	22.154	26.079	21.169	1'34.603	229,3	11:35'00.530
9	24.920	21.919	<b>25.764</b>	20.908	1'33.511	229,3	11:36'34.041
10	25.047	22.002	26.844	21.983	1'35.876	228,8	11:38'09.917
11	24.814	22.044	26.053	21.029	1'33.940	228,8	11:39'43.857
Jacob Eidson							
12	25.122	22.177	26.246	1'32.006	2'45.551P	228,8	11:42'29.408
13	46.629	22.942	31.329	28.366	2'09.266P	228,8	11:44'38.674
14	25.076	22.024	25.766	20.855	1'33.721	229,8	11:46'12.395
15	24.943	21.918	25.851	20.817	1'33.529	229,8	11:47'45.924
16	24.992	22.084	26.799	1'52.128	3'06.003P	229,3	11:50'51.927
17	45.514	22.443	26.443	21.127	1'55.527P	226,9	11:52'47.454
18	25.542	23.189	25.994	20.994	1'35.719	228,8	11:54'23.173
19	<b>24.758</b>	<b>21.846</b>	25.798	<b>20.722</b>	<b>1'33.124</b>	229,8	11:55'56.297
Steven Aghakhani							
20	27.168	22.161	25.907	1'31.694	2'46.930P	229,8	11:58'43.227
21	48.799	22.968	26.755	21.533	2'00.055P	227,8	12:00'43.282
22	24.984	22.210	26.259	21.202	1'34.655	228,8	12:02'17.937
23	26.083	23.105	26.268	21.833	1'37.289	229,3	12:03'55.226
24	25.000	22.053	26.663	21.164	1'34.880	228,8	12:05'30.106

28/10/2021

P = Pits In/Out - C = Lap Time Cancelled

Powered by FICr Perugia Timing



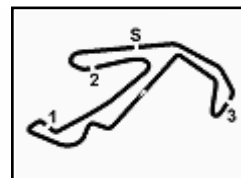
ROGER DUBUIS





6<sup>th</sup> ROUND

USA



### Super Trofeo North America - Analysis Free Practice 2

Misano Circuit Sic 58 4.226 m

2 / 5

25	27.382	30.452	34.139	38.789	2'10.762P	161,9	12:07'40.868	15	24.917	22.182	25.621	20.921	1'33.641	229,8	11:48'09.256
26	1'51.092	22.707	26.948	26.750	3'07.497P	228,3	12:10'48.365	16	<b>24.786</b>	21.985	25.662	20.956	1'33.389	229,8	11:49'42.645
27	25.551	22.395	26.339	21.186	1'35.471	229,3	12:12'23.836	17	24.837	27.478	30.415	21.376	1'44.106	197,4	11:51'26.751
28	25.069	22.044	26.463	22.293	1'35.869	229,8	12:13'59.705	18	24.965	22.017	<b>25.571</b>	20.916	1'33.469	230,3	11:53'00.220
29	25.036	22.008	26.152	21.126	1'34.322	228,8	12:15'34.027	19	25.531	22.076	25.867	21.110	1'34.584	230,3	11:54'34.804
30	25.076	22.028	26.067	21.129	1'34.300	<b>230,8</b>	12:17'08.327	20	24.927	<b>21.944</b>	25.696	20.799	<b>1'33.366</b>	229,8	11:56'08.170
31	34.410	22.864	26.634	1'27.305	2'51.213P	228,8	12:19'59.540	21	25.145	23.379	27.215	34.352	1'50.091P	228,8	11:57'58.261

Edoardo Liberati

#### 108 US RaceTronics

Lap	Seg.1	Seg.2	Seg.3	Seg.4	Lap Time	km/h	Local Time
Mel Johnson							
1							11:20'11.618
Patrick Liddy							
2	1'10.064	26.713	34.393	6'00.417	8'11.587P	197,8	11:28'23.205

#### 123 Dream Racing Motorsport (1'34.182)

Lap	Seg.1	Seg.2	Seg.3	Seg.4	Lap Time	km/h	Local Time
Luke Berkeley							
1							11:23'08.031
2	1'56.454	23.112	26.458	21.261	3'07.285P	227,8	11:26'15.316
3	25.262	22.313	<b>25.706</b>	21.188	1'34.469	228,8	11:27'49.785
4	26.031	22.012	26.378	21.223	1'35.644	228,8	11:29'25.429
5	25.358	22.378	26.010	21.025	1'34.771	227,4	11:31'00.200
6	35.161	23.880	26.011	34.899	1'59.951P	228,8	11:33'00.151
7	1'58.561	22.701	26.183	34.617	3'22.062P	228,8	11:36'22.213
8	1'50.363	22.484	25.923	21.235	3'00.005P	227,8	11:39'22.218
9	25.271	22.193	25.860	21.104	1'34.428	228,3	11:40'56.646
10	25.598	22.552	25.940	<b>21.006</b>	1'35.096	229,3	11:42'31.742
11	25.322	22.297	30.404	21.024	1'39.047	198,5	11:44'10.789
12	<b>24.977</b>	22.216	25.977	22.366	1'35.536	227,4	11:45'46.325
13	30.206	22.393	26.204	34.863	1'53.666P	228,8	11:47'39.991
14	1'52.919	22.339	25.902	21.144	3'02.304P	228,8	11:50'42.295
15	25.079	22.052	25.863	21.229	1'34.223	228,8	11:52'16.518
16	25.250	22.045	25.839	21.215	1'34.349	228,3	11:53'50.867
17	29.932	24.889	26.329	34.335	1'55.485P	228,8	11:55'46.352
18	1'50.685	22.528	26.654	22.374	3'02.241P	228,3	11:58'48.593
19	26.500	22.518	25.990	21.309	1'36.317	228,3	12:00'24.910
20	25.149	<b>21.998</b>	26.012	21.023	<b>1'34.182</b>	228,3	12:01'59.092
21	25.093	22.120	25.985	21.181	1'34.379	228,3	12:03'33.471
22	26.517	26.332	29.458	37.100	1'59.407P	208,5	12:05'32.878

#### 116 Change Racing (1'33.408)

Lap	Seg.1	Seg.2	Seg.3	Seg.4	Lap Time	km/h	Local Time
Jeroen Mul							
1		28.092	32.501	26.508		118,8	11:28'36.828
2	27.174	26.350	30.333	21.339	1'45.196	166,4	11:30'22.024
3	25.063	22.173	25.689	<b>20.965</b>	1'33.890	227,8	11:31'55.914
4	25.042	22.209	25.731	20.996	1'33.978	227,8	11:33'29.892
5	24.859	22.102	25.586	21.008	1'33.555	228,8	11:35'03.447
6	29.084	23.433	27.358	21.233	1'41.108	210,9	11:36'44.555
7	<b>24.782</b>	<b>22.034</b>	<b>25.546</b>	21.046	<b>1'33.408</b>	228,3	11:38'17.963
8	26.120	22.610	26.258	34.472	1'49.460P	227,8	11:40'07.423
Stevan McAleer							
9	2'17.122	23.247	26.650	21.451	3'28.470P	223,1	11:43'35.893
10	25.024	22.337	25.901	21.318	1'34.580	227,4	11:45'10.473
11	24.985	22.332	25.966	21.239	1'34.522	227,4	11:46'44.995
12	24.872	22.225	25.889	21.187	1'34.173	227,8	11:48'19.168
13	25.087	22.728	26.108	21.238	1'35.161	227,8	11:49'54.329
14	25.049	22.202	26.050	21.699	1'35.000	227,4	11:51'29.329
15	24.982	22.264	26.018	21.410	1'34.674	228,3	11:53'04.003
16	24.986	22.245	25.900	21.299	1'34.430	228,3	11:54'38.433
17	28.383	26.115	29.676	39.978	2'04.152P	168,8	11:56'42.585
18	4'13.316	22.668	27.080	21.323	5'24.387P	222,7	12:02'06.972
19	24.965	22.140	26.019	21.176	1'34.300	228,3	12:03'41.272
20	24.953	22.266	25.853	38.023	1'51.095P	<b>229,3</b>	12:05'32.367
21	2'57.681	22.652	26.348	21.532	4'08.213P	226,9	12:09'40.580
22	24.980	22.346	26.008	21.139	1'34.473	227,8	12:11'15.053
23	25.195	22.334	25.943	21.614	1'35.086	227,8	12:12'50.139
24	25.188	22.459	26.013	21.116	1'34.776	227,8	12:14'24.915
25	24.929	22.226	26.205	39.532	1'52.892P	226,9	12:16'17.807

#### 122 Dream Racing Motorsport (1'33.366)

Lap	Seg.1	Seg.2	Seg.3	Seg.4	Lap Time	km/h	Local Time
Edoardo Liberati							
1		27.723	29.902	23.600		221,3	11:22'39.595
2	28.123	23.890	26.778	21.592	1'40.383	227,4	11:24'19.978
3	24.987	22.170	25.709	20.962	1'33.828	229,8	11:25'53.806
4	24.917	22.018	25.845	<b>20.766</b>	1'33.546	229,3	11:27'27.352
5	24.845	22.066	25.713	20.824	1'33.448	228,3	11:29'00.800
6	30.440	27.817	29.020	21.027	1'48.304	205,3	11:30'49.104
7	24.856	22.029	25.706	20.783	1'33.374	229,3	11:32'22.478
8	24.846	22.057	25.816	20.835	1'33.554	229,3	11:33'56.032
9	24.808	22.038	25.717	20.892	1'33.455	228,8	11:35'29.487
10	24.884	22.118	27.242	35.214	1'49.458P	227,4	11:37'18.945
11	3'17.002	25.164	28.584	22.536	4'33.286P	226,4	11:41'52.231
Dario Capitanio							
12	25.479	22.482	25.815	21.191	1'34.967	229,8	11:43'27.198
13	24.947	22.309	25.880	21.075	1'34.211	229,8	11:45'01.409
14	24.821	22.110	25.745	21.530	1'34.206	<b>230,8</b>	11:46'35.615

28/10/2021

P = Pits In/Out - C = Lap Time Cancelled

Powered by FICr Perugia Timing



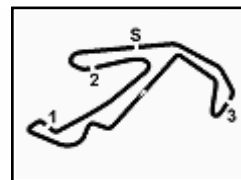
ROGER DUBUIS





6<sup>th</sup> ROUND

USA



### Super Trofeo North America - Analysis Free Practice 2

Misano Circuit Sic 58 4.226 m

3 / 5

#### 127 Dream Racing Motorsport (1'32.510)

Lap	Seg.1	Seg.2	Seg.3	Seg.4	Lap Time	km/h	Local Time
Richard Antinucci							
1		25.994	30.029	23.641		221,3	11:22'31.914
2	27.591	23.128	26.520	21.331	1'38.570	227,4	11:24'10.484
3	25.011	22.032	25.604	20.800	1'33.447	<b>230,8</b>	11:25'43.931
4	24.805	22.090	25.742	20.836	1'33.473	229,8	11:27'17.404
5	24.895	21.981	25.699	20.786	1'33.361	229,3	11:28'50.765
6	24.755	22.083	25.957	24.837	1'37.632	227,8	11:30'28.397
7	24.944	21.851	25.728	21.051	1'33.574	229,8	11:32'01.971
8	25.006	22.031	26.247	38.757	1'52.041P	228,8	11:33'54.012
9	2'45.185	22.542	25.858	20.911	3'54.496P	229,3	11:37'48.508
10	25.118	22.086	25.922	23.385	1'36.511	227,4	11:39'25.019
11	24.993	22.067	25.856	20.903	1'33.819	229,3	11:40'58.838
12	24.943	22.130	25.807	23.559	1'36.439	229,3	11:42'35.277
13	24.976	22.030	25.780	20.837	1'33.623	228,8	11:44'08.900
14	24.979	21.983	25.843	37.617	1'50.422P	229,3	11:45'59.322
15	4'31.315	22.341	25.955	20.968	5'40.579P	228,3	11:51'39.901
16	24.897	22.036	26.203	21.346	1'34.482	229,3	11:53'14.383
17	25.026	21.871	25.725	20.744	1'33.366	229,3	11:54'47.749
18	24.945	<b>21.815</b>	25.918	21.068	1'33.746	228,8	11:56'21.495
19	24.902	21.893	25.697	20.731	1'33.223	229,3	11:57'54.718
20	24.939	22.376	26.983	34.011	1'48.309P	228,3	11:59'43.027
21	3'36.539	26.422	28.701	22.457	4'54.119P	223,6	12:04'37.146
22	25.900	22.357	26.347	21.005	1'35.609	<b>230,8</b>	12:06'12.755
23	24.751	21.843	25.570	20.758	1'32.922	<b>230,8</b>	12:07'45.677
24	<b>24.569</b>	21.884	<b>25.501</b>	<b>20.556</b>	<b>1'32.510</b>	230,3	12:09'18.187

2	25.381	22.208	26.060	<b>21.037</b>	1'34.686	229,8	11:25'18.767
3	25.426	22.282	26.132	21.209	1'35.049	229,3	11:26'53.816
4	25.414	<b>22.087</b>	26.041	21.128	<b>1'34.670</b>	<b>230,3</b>	11:28'28.486
5	26.479	22.166	26.341	21.230	1'36.216	229,8	11:30'04.702
6	<b>25.274</b>	22.218	26.145	21.135	1'34.772	229,3	11:31'39.474
7	25.421	22.190	<b>25.984</b>	21.336	1'34.931	<b>230,3</b>	11:33'14.405
8	25.694	22.181	26.680	41.211	1'55.766P	228,8	11:35'10.171
Bryan Ortiz							
9	14'20.991	22.864	28.729	21.537	15'34.121P	211,8	11:50'44.292
10	25.665	22.289	26.714	21.456	1'36.124	229,3	11:52'20.416
11	25.458	22.201	26.580	21.598	1'35.837	229,3	11:53'56.253
12	25.676	22.535	26.692	34.483	1'49.386P	<b>230,3</b>	11:55'45.639
13	1'45.271	22.702	27.016	42.869	3'17.858P	229,8	11:59'03.497

#### 147 PPM Precision Performance (1'38.370)

Lap	Seg.1	Seg.2	Seg.3	Seg.4	Lap Time	km/h	Local Time
Terry Olson							
1		27.463	33.362	25.463		212,2	11:22'48.741
2	27.463	23.377	27.807	22.137	1'40.784	223,1	11:24'29.525
3	26.167	23.776	27.466	22.019	1'39.428	224,5	11:26'08.953
4	26.253	22.978	27.381	<b>21.892</b>	1'38.504	224,1	11:27'47.457
5	26.324	<b>22.840</b>	27.298	22.773	1'39.235	224,5	11:29'26.692
6	26.673	24.128	27.471	22.312	1'40.584	223,6	11:31'07.276
7	26.312	22.966	27.156	25.086	1'41.520	225,0	11:32'48.796
8	26.809	23.689	27.338	22.532	1'40.368	225,0	11:34'29.164
9	26.615	23.095	27.695	22.329	1'39.734	224,5	11:36'08.898
10	26.559	23.154	27.546	22.168	1'39.427	224,5	11:37'48.325
11	27.207	23.337	27.909	37.673	1'56.126P	225,0	11:39'44.451
Mark Kvamme							
12	1'58.752	28.418	31.993	27.419	3'26.582P	181,2	11:43'11.033
13	28.223	23.455	28.183	23.402	1'43.263	219,1	11:44'54.296
14	26.850	23.592	28.339	23.697	1'42.478	223,1	11:46'36.774
15	26.879	23.450	27.711	22.477	1'40.517	224,5	11:48'17.291
16	26.518	23.661	27.948	22.392	1'40.519	220,9	11:49'57.810
17	26.609	23.690	27.343	22.272	1'39.914	224,5	11:51'37.724
18	26.428	23.428	28.502	22.617	1'40.975	220,4	11:53'18.699
19	<b>26.113</b>	23.142	28.551	24.072	2'11.878	225,0	11:55'30.577
20	26.182	23.094	27.415	22.010	1'38.701	225,5	11:57'09.278
21	26.176	23.122	27.256	22.317	1'38.871	225,5	11:58'48.149
22	27.211	23.507	27.541	22.324	1'40.583	224,5	12:00'28.732
23	28.867	23.310	28.354	39.313	1'59.844P	222,7	12:02'28.576
Terry Olson							
24	1'49.136	24.248	28.114	22.668	3'04.166P	221,3	12:05'32.742
25	26.689	23.259	27.613	22.233	1'39.794	225,5	12:07'12.536
26	26.533	24.194	27.736	22.158	1'40.621	223,6	12:08'53.157
27	26.274	23.100	27.133	21.962	1'38.469	225,9	12:10'31.626
28	26.316	23.005	<b>26.992</b>	22.057	<b>1'38.370</b>	<b>227,8</b>	12:12'09.996
29	26.349	23.155	27.062	39.663	1'56.229P	225,9	12:14'06.225

#### 129 Change Racing

Lap	Seg.1	Seg.2	Seg.3	Seg.4	Lap Time	km/h	Local Time
Victor Gomez							
1		28.893	32.448	<b>24.558</b>		175,9	11:28'42.023
2	<b>29.469</b>	<b>24.449</b>	<b>30.567</b>	38.528	2'03.013P	<b>202,2</b>	11:30'45.036

#### 133 US RaceTronics (1'36.252)

Lap	Seg.1	Seg.2	Seg.3	Seg.4	Lap Time	km/h	Local Time
John Hennessy							
1							11:20'19.506
2	1'05.255	26.375	33.272	24.953	2'29.855P	209,3	11:22'49.361
3	27.707	23.351	27.799	22.012	1'40.869	221,8	11:24'30.230
4	26.069	23.949	27.481	22.776	1'40.275	222,2	11:26'10.505
5	26.207	23.078	27.274	21.797	1'38.356	223,6	11:27'48.861
6	27.745	22.864	27.397	22.586	1'40.592	222,7	11:29'29.453
7	26.047	22.977	27.278	22.299	1'38.601	221,8	11:31'08.054
8	26.264	22.920	27.327	22.195	1'38.706	222,2	11:32'46.760
9	27.065	23.566	27.901	2'38.611	3'57.143P	222,2	11:36'43.903
10	56.309	28.748	37.381	25.359	2'27.797P	134,2	11:39'11.700
11	28.742	24.002	28.367	22.301	1'43.412	223,6	11:40'55.112
12	27.755	24.141	27.209	22.567	1'41.672	224,1	11:42'36.784
13	25.662	22.955	26.477	21.584	1'36.678	225,5	11:44'13.462
14	25.625	<b>22.700</b>	<b>26.368</b>	<b>21.559</b>	<b>1'36.252</b>	225,5	11:45'49.714
15	25.606	22.755	26.603	21.828	1'36.792	225,5	11:47'26.506
16	<b>25.596</b>	22.731	26.601	21.920	1'36.848	<b>226,4</b>	11:49'03.354
17	26.378	23.052	27.050	13'39.799	14'56.279P	223,1	12:03'59.633
18	55.061	25.810	31.231	5'57.461	7'49.563P	216,9	12:11'49.196
19	52.502	25.118	29.897	25.994	2'13.511P	216,0	12:14'02.707
20	27.748	23.415	29.936	3'57.979	5'19.078P	221,8	12:19'21.785

#### 151 MCR Racing (1'33.223)

Lap	Seg.1	Seg.2	Seg.3	Seg.4	Lap Time	km/h	Local Time
Claudinei Senhoreti							
1							11:21'51.555
2	53.981	25.991	29.488	22.513	2'11.973P	224,1	11:24'03.528
3	26.985	22.981	26.851	21.827	1'38.644	226,9	11:25'42.172
4	25.945	23.134	26.511	21.676	1'37.266	225,9	11:27'19.438
5	26.022	22.795	26.783	21.713	1'37.313	227,4	11:28'56.751
6	26.167	22.639	26.547	21.704	1'37.057	228,3	11:30'33.808
7	25.946	22.601	26.898	21.670	1'37.115	226,9	11:32'10.923
8	26.100	23.123	27.696	3'11.152	4'28.071P	226,9	11:36'38.994
9	54.153	27.399	31.569	24.359	2'17.480P	220,4	11:38'56.474
10	27.873	24.438	28.699	21.662	1'42.672	218,6	11:40'39.146
11	25.721	25.975	27.188	21.443	2'07.327	226,4	11:42'46.473

#### 146 PPM Precision Performance (1'34.670)

Lap	Seg.1	Seg.2	Seg.3	Seg.4	Lap Time	km/h	Local Time
Brandon Gdovic							
1		26.211	28.056	21.878		226,4	11:23'44.081

28/10/2021 P = Pits In/Out - C = Lap Time Cancelled

Powered by FICr Perugia Timing



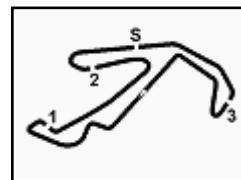
ROGER DUBUIS





6<sup>th</sup> ROUND

USA



### Super Trofeo North America - Analysis Free Practice 2

Misano Circuit Sic 58 4.226 m

4 / 5

12	25.579	22.829	26.310	21.983	1'36.701	227,8	11:44'23.174	10	46.676	22.306	25.926	21.268	1'56.176P	228,3	11:58'53.927
13	25.707	22.802	30.665	22.275	1'41.449	197,4	11:46'04.623	11	25.110	22.157	25.869	21.749	1'34.885	229,3	12:00'28.812
14	25.695	22.520	26.313	3'40.445	4'54.973P	228,3	11:50'59.596	12	25.275	22.086	26.090	21.245	1'34.696	228,3	12:02'03.508
15	47.827	23.522	27.029	21.714	2'00.092P	226,9	11:52'59.688	13	25.092	<b>22.020</b>	<b>25.794</b>	21.082	<b>1'33.988</b>	229,8	12:03'37.496
16	26.875	22.742	26.415	21.444	1'37.476	226,9	11:54'37.164	14	<b>25.078</b>	22.094	25.844	<b>21.002</b>	1'34.018	229,3	12:05'11.514
17	25.735	22.574	26.242	21.534	1'36.085	228,3	11:56'13.249	15	25.094	22.209	25.804	21.144	1'34.251	229,3	12:06'45.765
18	25.885	22.635	26.392	21.551	1'36.463	228,3	11:57'49.712								
19	25.898	22.676	26.178	21.550	1'36.302	228,8	11:59'26.014								
20	25.919	22.368	26.374	21.427	1'36.088	228,3	12:01'02.102								
21	25.868	22.441	26.558	21.739	1'36.606	227,4	12:02'38.708								
22	26.294	24.779	28.653	22.079	1'41.805	226,4	12:04'20.513								
23	26.148	22.528	26.925	21.472	1'37.073	227,8	12:05'57.586								
24	26.507	22.862	27.795	2'38.973	3'56.137P	228,3	12:09'53.723								
25	45.914	22.322	26.079	29.800	2'04.115P	228,8	12:11'57.838								
26	24.947	22.101	<b>25.653</b>	20.985	1'33.686	229,3	12:13'31.524								

#### 186 US RaceTronics (1'38.323)

Lap	Seg.1	Seg.2	Seg.3	Seg.4	Lap Time	km/h	Local Time
Jon Hirschberg							
1							11:22'07.400
2	57.663	31.959	36.342	27.045	2'33.009P	194,2	11:24'40.409
3	34.293	28.642	31.700	25.077	1'59.712	220,0	11:26'40.121
4	28.972	24.889	30.047	23.811	1'47.719	222,7	11:28'27.840
5	29.360	24.455	29.355	4'16.841	5'40.011P	222,2	11:34'07.851
6	51.507	24.848	29.172	23.040	2'08.567P	221,8	11:36'16.418
7	26.692	23.713	27.944	22.344	1'40.693	222,7	11:37'57.111
8	26.705	23.231	27.590	22.225	1'39.751	222,2	11:39'36.862
9	26.504	23.388	27.454	22.057	1'39.403	225,0	11:41'16.265
10	27.675	25.880	29.842	23.237	1'46.634	220,9	11:43'02.899
11	26.395	23.269	<b>27.134</b>	22.151	1'38.949	223,1	11:44'41.848
12	26.991	23.299	27.606	22.228	1'40.124	224,5	11:46'21.972
13	26.188	<b>22.940</b>	27.229	22.186	1'38.543	223,6	11:48'00.515
14	26.330	23.629	27.672	22.121	1'39.752	222,7	11:49'40.267
15	26.252	23.142	27.251	5'17.456	6'34.101P	223,6	11:56'14.368
16	51.247	24.126	29.068	22.940	2'07.381P	221,8	11:58'21.749
17	26.284	23.012	27.148	<b>21.879</b>	<b>1'38.323</b>	221,8	12:00'00.072
18	<b>26.107</b>	23.219	27.660	22.217	1'39.203	216,4	12:01'39.275
19	28.172	25.547	29.264	22.195	1'45.178	220,9	12:03'24.453
20	26.343	23.283	27.284	22.112	1'39.022	225,0	12:05'03.475
21	26.294	23.351	27.980	9'01.302	10'18.927P	<b>225,5</b>	12:15'22.402

#### 153 Wayne Taylor Racing (1'34.486)

Lap	Seg.1	Seg.2	Seg.3	Seg.4	Lap Time	km/h	Local Time
Jordan Missig							
1							11:21'25.692
2	52.467	25.885	30.173	23.224	2'11.749P	223,6	11:23'37.441
3	25.860	22.958	26.031	21.061	1'35.910	229,3	11:25'13.351
4	25.222	<b>22.183</b>	<b>25.870</b>	21.211	<b>1'34.486</b>	229,8	11:26'47.837
5	25.365	22.872	26.826	21.184	1'36.247	229,8	11:28'24.084
6	25.455	22.368	26.185	21.086	1'35.094	229,3	11:29'59.178
7	<b>25.154</b>	22.555	26.131	2'00.298	3'14.138P	229,3	11:33'13.316
8	47.269	23.967	36.307	21.818	2'09.361P	141,5	11:35'22.677
9	25.327	22.457	26.488	21.072	1'35.344	229,3	11:36'58.021
10	25.490	22.217	26.057	21.125	1'34.889	229,8	11:38'32.910
11	25.304	22.276	26.136	21.191	1'34.907	229,3	11:40'07.817
12	25.712	22.422	26.201	21.388	1'35.723	228,8	11:41'43.540
13	25.499	22.333	26.076	<b>21.052</b>	1'34.960	<b>230,3</b>	11:43'18.500
14	25.531	22.337	26.266	6'40.079	7'54.213P	229,3	11:51'12.713
15	47.428	22.729	29.334	24.472	2'03.963P	226,9	11:53'16.676
16	25.627	22.468	26.354	21.369	1'35.818	227,4	11:54'52.494
17	25.669	22.414	26.189	21.289	1'35.561	227,8	11:56'28.055
18	25.522	22.354	26.241	21.381	1'35.498	228,8	11:58'03.553
19	25.750	24.703	26.539	21.540	1'38.532	227,8	11:59'42.085
20	26.005	22.906	26.547	21.559	1'37.017	228,8	12:01'19.102
21	25.783	22.499	26.605	3'50.368	5'05.255P	228,3	12:06'24.357
22	46.840	24.319	26.628	21.588	1'59.375P	227,4	12:08'23.732
23	33.937	22.835	26.690	21.470	1'44.932	227,8	12:10'08.664
24	25.666	22.440	26.237	21.593	1'35.936	229,3	12:11'44.600
25	25.885	22.412	26.550	21.619	1'36.466	228,8	12:13'21.066
26	25.568	22.328	26.219	21.387	1'35.502	228,8	12:14'56.568
27	25.355	22.561	26.371	21.557	1'35.844	228,8	12:16'32.412
28	25.593	23.451	26.453	21.565	1'37.062	228,8	12:18'09.474

#### 199 Change Racing (1'34.655)

Lap	Seg.1	Seg.2	Seg.3	Seg.4	Lap Time	km/h	Local Time
Alan Metni							
1							11:22'20.169
2	25.715	23.470	27.933	21.671	1'38.789	222,2	11:23'58.958
3	25.859	22.635	26.535	21.398	1'36.427	227,4	11:25'35.385
4	25.330	22.410	26.101	21.540	1'35.381	226,9	11:27'10.766
5	25.731	22.517	26.168	21.486	1'35.902	227,4	11:28'46.668
6	26.879	23.215	26.428	21.670	1'38.192	227,4	11:30'24.860
7	25.387	22.404	26.101	21.875	1'35.767	226,4	11:32'00.627
8	25.678	22.793	26.982	21.769	1'37.222	226,9	11:33'37.849
9	25.318	22.685	26.328	21.579	1'35.910	226,9	11:35'13.759
10	25.784	22.420	26.349	21.304	1'35.857	227,4	11:36'49.616
11	25.444	22.356	26.463	21.381	1'35.644	228,3	11:38'25.260
12	25.373	22.460	26.220	21.327	1'35.380	229,3	11:40'00.640
13	25.374	22.428	26.120	21.246	1'35.168	228,3	11:41'35.808
14	25.393	22.574	26.123	21.528	1'35.618	229,3	11:43'11.426
15	26.970	22.723	26.686	21.431	1'37.810	226,9	11:44'49.236
16	25.517	22.464	26.444	44.399	1'58.824P	226,9	11:46'48.060
17	4'39.426	29.195	34.346	24.555	6'07.522P	184,9	11:52'55.582
18	26.167	22.859	26.225	21.321	1'36.572	225,5	11:54'32.154
19	25.121	22.505	<b>25.728</b>	21.412	1'34.766	227,8	11:56'06.920
20	25.157	23.130	29.297	23.980	1'41.564	222,2	11:57'48.484
21	<b>25.118</b>	22.377	26.322	21.472	1'35.289	229,3	11:59'23.773
22	25.302	<b>22.277</b>	25.982	21.109	1'34.670C	228,3	12:00'58.443
23	25.220	22.453	26.026	<b>21.177</b>	1'34.876	227,4	12:02'33.319
24	25.141	22.349	25.944	21.221	<b>1'34.655</b>	229,3	12:04'07.974
25	25.628	24.523	29.266	38.236	1'57.653P	210,1	12:06'05.627
26	2'29.863	22.642	26.028	21.189	3'39.722P	229,3	12:09'45.349
27	25.293	22.422	25.921	21.280	1'34.916	<b>231,8</b>	12:11'20.265
28	25.397	22.356	25.902	21.566	1'35.221	229,8	12:12'55.486

#### 161 MCR Racing (1'33.988)

Lap	Seg.1	Seg.2	Seg.3	Seg.4	Lap Time	km/h	Local Time
Max Weering							
1							11:35'47.633
2	53.653	30.467	36.774	25.109	2'26.003P	155,0	11:38'13.636
3	29.196	25.875	27.702	21.612	1'44.385	225,0	11:39'58.021
4	25.590	22.325	26.044	21.182	1'35.141	227,8	11:41'33.162
5	25.402	22.175	25.980	21.543	1'35.100	228,8	11:43'08.262
6	<b>25.078</b>	22.326	25.880	21.196	1'34.480	229,3	11:44'42.742
7	25.414	22.112	25.947	21.066	1'34.539	229,3	11:46'17.281
8	25.376	22.194	25.999	6'12.252	7'25.821P	229,3	11:53'43.102
9	46.528	22.381	25.954	1'39.786	3'14.649P	228,3	11:56'57.751

28/10/2021

P = Pits In/Out - C = Lap Time Cancelled

Powered by FICr Perugia Timing



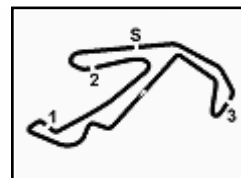
ROGER DUBUIS





6<sup>th</sup> ROUND

USA



Misano Circuit Sic 58 4.226 m

5 / 5

### Super Trofeo North America - Analysis Free Practice 2

29	25.444	22.292	26.344	21.545	1'35.625	225,5	12:14'31.111
30	25.136	22.475	25.946	21.503	1'35.060	229,3	12:16'06.171
31	25.548	22.280	26.631	21.985	1'36.444	228,3	12:17'42.615
32	25.322	22.313	25.795	21.473	1'34.903	230,3	12:19'17.518

28/10/2021

P = Pits In/Out - C = Lap Time Cancelled

Powered by **FICr Perugia Timing**



**ROGER DUBUIS**

