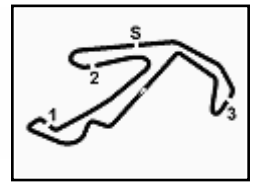




6th ROUND

USA



Super Trofeo North America - Analysis Free Practice 1

Misano Circuit Sic 58 4.226 m

1 / 5

101 Wayne Taylor Racing (1'33.819)							
Lap	Seg.1	Seg.2	Seg.3	Seg.4	Lap Time	km/h	Local Time
Danny Formai							
1					9:00'27.918		
2	52.102	29.433	35.091	24.345	2'20.971P	193,9	9:02'48.889
3	28.422	23.272	26.624	21.512	1'39.830	226,9	9:04'28.719
4	25.292	23.069	27.370	22.885	1'38.616	227,8	9:06'07.335
5	25.082	22.421	25.907	21.169	1'34.579	228,8	9:07'41.914
Kyle Marcelli							
6	26.680	31.147	40.906	1'41.992	3'20.725P	149,4	9:11'02.639
7	46.174	22.674	27.818	21.582	1'58.248P	227,8	9:13'00.887
8	25.486	22.263	25.733	21.242	1'34.724	228,8	9:14'35.611
9	25.048	22.095	25.780	21.071	1'33.994	229,3	9:16'09.605
10	25.914	22.487	26.037	21.115	1'35.553	228,8	9:17'45.158
11	25.052	22.199	25.870	21.134	1'34.255	228,8	9:19'19.413
12	25.684	22.531	26.012	2'17.496	3'31.723P	228,8	9:22'51.136
13	49.722	36.279	28.485	21.107	2'15.593P	218,6	9:25'06.729
14	25.046	22.181	26.121	20.985	1'34.333	228,8	9:26'41.062
15	24.889	22.171	25.687	21.072	1'33.819	229,8	9:28'14.881
Danny Formai							
16	25.959	23.116	25.991	1'34.490	2'49.556P	228,8	9:31'04.437
17	49.356	26.280	28.150	23.299	2'07.085P	224,5	9:33'11.522
18	25.124	22.214	26.202	24.406	1'37.946	228,3	9:34'49.468
19	25.264	22.115	25.902	21.175	1'34.456	228,3	9:36'23.924
20	28.644	29.038	35.063	21.691	1'54.436	170,6	9:38'18.360
21	25.126	22.076	25.963	20.997	1'34.162	228,8	9:39'52.522
22	25.190	22.478	26.223	21.884	1'35.775	228,8	9:41'28.297
23	25.364	22.253	26.053	21.244	1'34.914	229,3	9:43'03.211
24	25.294	22.169	25.969	21.065	1'34.497	228,3	9:44'37.708
25	25.211	22.191	25.932	21.123	1'34.457	228,8	9:46'12.165
26	25.608	22.262	26.077	21.065	1'35.012	228,8	9:47'47.177
27	25.226	22.374	26.121	21.229	1'34.950	229,8	9:49'22.127
28	25.637	22.355	26.270	22.149	1'36.411	229,3	9:50'58.538
Kyle Marcelli							
29	25.262	22.233	26.032	1'35.454	2'48.981P	229,3	9:53'47.519

103 Wayne Taylor Racing (1'37.372)							
Lap	Seg.1	Seg.2	Seg.3	Seg.4	Lap Time	km/h	Local Time
Randy Sellari							
1					9:00'19.646		
2	55.730	32.023	37.876	26.468	2'32.097P	208,5	9:02'51.743
3	31.501	26.172	33.133	24.052	1'54.858	221,3	9:04'46.601
4	28.070	25.660	31.149	23.853	1'48.732	219,5	9:06'35.333
5	26.770	23.427	27.789	25.958	1'43.944	225,5	9:08'19.277
6	41.972	40.258	48.751	53.883	3'04.864P	124,0	9:11'24.141
7	48.897	24.499	28.170	22.352	2'03.918P	224,1	9:13'28.059
8	26.137	23.378	27.207	21.862	1'38.584	225,5	9:15'06.643
9	26.143	23.325	27.265	22.135	1'38.868	227,4	9:16'45.511
10	26.267	23.101	27.097	21.932	1'38.397	225,9	9:18'23.908
11	26.161	23.198	26.782	21.838	1'37.979	226,4	9:20'01.887
12	26.236	23.547	27.125	22.129	1'39.037	226,4	9:21'40.924
13	26.078	23.000	26.882	22.318	1'38.278	226,4	9:23'19.202
14	26.115	23.836	27.830	3'47.518	5'05.299P	225,5	9:28'24.501
15	47.664	23.800	27.188	22.250	2'00.902P	225,0	9:30'25.403
16	26.228	23.109	26.794	23.029	1'39.160	224,1	9:32'04.563
17	25.924	23.073	27.387	21.775	1'38.159	225,5	9:33'42.722
18	25.686	23.522	27.918	22.958	1'40.084	209,7	9:35'22.806
19	26.908	23.650	27.271	21.932	1'39.761	225,0	9:37'02.567
20	25.964	22.916	26.713	21.779	1'37.372	226,4	9:38'39.939
21	26.899	22.908	28.333	22.171	1'40.311	227,8	9:40'20.250
22	1'23.517	29.213	28.195	3'09.573	5'30.498P	225,5	9:45'50.748
23	48.012	23.776	26.587	21.702	2'00.077P	225,5	9:47'50.825
24	25.661	23.528	26.691	22.395	1'38.275	226,9	9:49'29.100
25	25.737	22.776	26.721	22.221	1'37.455	227,4	9:51'06.555

104 MCR Racing (1'36.221)							
Lap	Seg.1	Seg.2	Seg.3	Seg.4	Lap Time	km/h	Local Time
Bart Collins							
1					9:01'11.296		
Michael Mennella							
2	1'00.577	30.875	38.987	26.499	2'36.938P	173,6	9:03'48.234
3	32.098	26.026	31.973	24.256	1'54.353	219,1	9:05'42.587
4	29.388	24.280	29.467	22.967	1'46.102	222,2	9:07'28.689
5	27.217	28.203	32.527	1'46.619	3'14.566P	191,8	9:10'43.255
6	55.387	25.298	28.670	23.034	2'12.389P	222,7	9:12'55.644
7	26.685	23.446	27.419	22.279	1'39.829	224,5	9:14'35.473
8	27.440	24.188	27.437	22.306	1'41.371	224,5	9:16'16.844
9	26.683	23.220	27.881	25.212	1'42.996	224,1	9:17'59.840
10	26.218	23.172	27.074	22.364	1'38.828	224,5	9:19'38.668
11	26.518	23.175	27.104	22.079	1'38.876	225,5	9:21'17.544
12	26.426	23.295	27.443	22.073	1'39.237	224,5	9:22'56.781
13	26.594	23.283	27.197	21.854	1'38.928	225,0	9:24'35.709
14	26.381	23.091	26.920	22.786	1'39.178	224,5	9:26'14.887
15	26.500	23.140	26.965	21.739	1'38.344	225,5	9:27'53.231
16	29.347	25.454	32.478	22.880	1'50.159	132,7	9:29'43.390
Bart Collins							
17	26.467	23.077	30.274	1'51.526	3'11.344P	168,5	9:32'54.734
18	47.399	25.794	28.451	58.363	2'40.007P	222,7	9:35'34.741
19	46.316	23.262	26.647	34.311	2'10.536P	225,0	9:37'45.277
20	26.361	23.568	26.823	22.288	1'39.040	225,0	9:39'24.317
21	25.552	23.025	26.565	21.793	1'36.935	225,0	9:41'01.252
22	28.368	22.735	26.951	21.866	1'39.920	224,1	9:42'41.172
23	25.585	22.791	26.723	21.979	1'37.078	226,4	9:44'18.250
24	25.800	22.695	27.293	22.396	1'38.184	225,5	9:45'56.434
25	25.642	25.603	33.431	24.776	1'49.452	166,7	9:47'45.886
26	25.623	22.854	29.824	26.095	1'44.396	203,0	9:49'30.282
27	38.912	26.965	26.791	21.679	1'54.347	223,6	9:51'24.629
28	25.760	23.066	26.965	22.408	1'38.199	224,5	9:53'02.828
29	25.576	22.701	26.302	21.642	1'36.221	225,5	9:54'39.049
30	25.747	22.704	26.461	21.623	1'36.535	225,9	9:56'15.584
31	25.629	22.529	26.517	21.761	1'36.436	225,5	9:57'52.020
32	25.855	22.677	26.564	21.584	1'36.680	225,5	9:59'28.700
33	25.691	24.356	33.101	22.155	1'45.303	212,6	10:01'14.003

106 US RaceTronics (1'33.551)							
Lap	Seg.1	Seg.2	Seg.3	Seg.4	Lap Time	km/h	Local Time
Steven Aghakhani							
1					9:00'06.345		
2	54.753	31.438	37.016	26.692	2'29.899P	153,0	9:02'36.244
3	29.098	23.917	28.504	23.398	1'44.917	228,3	9:04'21.161
4	25.845	22.883	26.876	21.502	1'37.106	230,8	9:05'58.267
5	25.220	22.869	26.353	21.131	1'35.573	230,3	9:07'33.840
6	25.215	26.764	36.168	2'46.120	4'14.267P	196,0	9:11'48.107
7	52.411	31.849	33.064	25.732	2'23.056P	202,6	9:14'11.163
8	31.228	27.421	33.389	24.291	1'56.329	134,2	9:16'07.492
9	25.317	22.216	25.917	21.013	1'34.463	231,3	9:17'41.955
10	24.949	21.828	26.056	21.029	1'33.862	230,8	9:19'15.817
11	25.052	22.051	27.706	1'34.608	2'49.417P	230,8	9:22'05.234
12	46.533	23.116	30.414	25.755	2'05.818P	198,9	9:24'11.052
13	24.804	22.005	25.865	21.024	1'33.698	230,3	9:25'44.750
14	25.943	22.562	26.485	36.136	1'51.126P	230,3	9:27'35.876
Jacob Eidson							
15	1'43.247	22.871	30.189	24.688	3'00.995P	230,8	9:30'36.871

28/10/2021

P = Pits In/Out - C = Lap Time Cancelled

Powered by FICr Perugia Timing



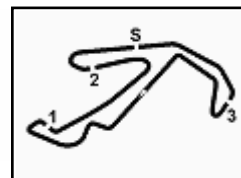
ROGER DUBUIS





6th ROUND

USA



Super Trofeo North America - Analysis Free Practice 1

Misano Circuit Sic 58 4.226 m

2 / 5

16	25.044	22.067	25.827	20.827	1'33.765	230,8	9:32'10.636	18	24.982	22.014	25.978	21.833	1'34.807	229,3	9:55'15.658
17	24.948	21.988	25.814	20.801	1'33.551	230,3	9:33'44.187	19	25.057	22.000	26.512	38.173	1'51.742P	228,8	9:57'07.400
18	25.629	22.579	26.217	22.213	1'36.638	230,3	9:35'20.825	122 Dream Racing Motorsport (1'33.858)							
19	24.797	22.705	27.907	3'05.919	4'21.328P	227,4	9:39'42.153	Lap	Seg.1	Seg.2	Seg.3	Seg.4	Lap Time	km/h	Local Time
20	1'28.347	22.854	26.045	20.981	2'38.227P	229,3	9:42'20.380	Dario Capitanio							
21	25.050	21.971	25.900	20.923	1'33.844	229,8	9:43'54.224	1		27.101	30.726	24.866		223,1	9:06'09.342
22	24.943	22.070	25.789	20.925	1'33.727	230,3	9:45'27.951	2	26.674	22.933	26.551	21.627	1'37.785	228,8	9:07'47.127
23	25.007	22.003	25.758	1'34.426	2'47.194P	230,8	9:48'15.145	3	32.193	30.154	34.711	40.807	2'17.865CP	160,0	9:10'04.992
24	47.640	22.805	26.618	1'32.576	3'09.639P	229,3	9:51'24.784	4	1'32.343	24.041	26.213	21.244	2'43.841P	228,8	9:12'48.833
25	46.290	22.811	27.565	1'34.993	3'11.659P	229,8	9:54'36.443	5	25.608	22.232	25.870	21.112	1'34.822	230,3	9:14'23.655
26	48.280	23.359	26.945	21.471	2'00.055P	229,3	9:56'36.498	6	25.378	22.073	25.874	21.426	1'34.751	229,8	9:15'58.406
27	26.943	22.752	26.521	27.466	1'43.682	229,8	9:58'20.180	7	25.244	22.087	25.821	21.185	1'34.337	229,8	9:17'32.743
28	26.657	22.319	26.448	36.268	1'51.692P	229,3	10:00'11.872	8	25.339	21.991	25.905	21.079	1'34.314	230,3	9:19'07.057
								9	25.115	22.783	26.096	21.363	1'35.357	229,8	9:20'42.414
								10	25.209	22.291	25.790	34.094	1'47.384P	229,8	9:22'29.798

108 US RaceTronics (1'33.748)

Lap	Seg.1	Seg.2	Seg.3	Seg.4	Lap Time	km/h	Local Time
Patrick Liddy							
1							9:00'13.461
2	54.179	27.502	34.908	25.641	2'22.230P	166,2	9:02'35.691
3	28.229	23.722	27.925	23.277	1'43.153	228,3	9:04'18.844
4	25.830	22.728	26.604	21.161	1'36.323	229,8	9:05'55.167
5	25.368	22.508	26.046	21.293	1'35.215	229,8	9:07'30.382
6	26.553	26.749	31.899	5'35.184	7'00.385P	195,3	9:14'30.767
7	57.369	30.982	39.026	26.455	2'33.832P	157,7	9:17'04.599
8	29.989	24.910	29.470	24.282	1'48.651	226,9	9:18'53.250
9	27.356	27.386	29.804	23.534	1'48.080	199,6	9:20'41.330
10	25.005	22.385	25.621	21.066	1'34.077	230,8	9:22'15.407
11	24.918	22.209	25.721	20.900	1'33.748	230,3	9:23'49.155
Mel Johnson							
12	25.023	22.730	26.033	2'42.949	3'56.735P	229,8	9:27'45.890
13	53.125	25.887	29.673	22.903	2'11.588P	224,5	9:29'57.478
14	26.009	22.660	27.304	22.088	1'38.061	225,5	9:31'35.539
15	25.634	23.208	27.062	22.912	1'38.816	229,3	9:33'14.355
16	25.584	22.926	26.795	22.184	1'37.489	228,3	9:34'51.844
17	25.714	22.881	26.728	21.944	1'37.267	228,8	9:36'29.111
18	25.881	24.144	27.417	21.786	1'39.228	227,4	9:38'08.339
Patrick Liddy							
19	28.817	25.664	42.072	4'29.556	6'06.109P	140,8	9:44'14.448
20	47.131	24.450	26.228	21.406	1'59.215P	228,8	9:46'13.663
21	25.683	22.742	26.127	1'32.741	2'47.293P	228,3	9:49'00.956

116 Change Racing (1'33.614)

Lap	Seg.1	Seg.2	Seg.3	Seg.4	Lap Time	km/h	Local Time
Jeroen Mul							
1		29.409	30.188	24.893		223,6	9:13'21.132
2	29.531	25.164	30.293	23.608	1'48.596	203,0	9:15'09.728
3	28.392	23.850	27.450	23.046	1'42.738	227,4	9:16'52.466
4	25.834	22.751	27.403	38.726	1'54.714P	228,3	9:18'47.180
5	5'57.972	26.823	29.014	24.937	7'18.746P	225,0	9:26'05.926
6	27.682	23.860	26.810	21.548	1'39.900	227,4	9:27'45.826
7	28.267	23.288	27.430	21.643	1'40.628	226,4	9:29'26.454
8	25.050	26.405	32.590	39.293	2'03.338P	174,8	9:31'29.792
9	5'01.655	25.382	29.344	22.959	6'19.340P	225,9	9:37'49.132
10	28.673	25.086	28.161	23.359	1'45.279	225,5	9:39'34.411
11	28.632	25.688	27.426	23.823	1'45.569	225,0	9:41'19.980
12	26.871	25.637	36.442	23.725	1'52.675	126,0	9:43'12.655
13	26.321	22.417	26.012	21.060	1'35.810	228,3	9:44'48.465
14	25.051	22.051	25.885	20.897	1'33.884	227,8	9:46'22.349
15	25.482	22.384	26.480	34.476	1'48.822P	228,3	9:48'11.171
16	2'46.822	22.390	25.808	21.046	3'56.066P	228,3	9:52'07.237
17	25.027	21.953	25.630	21.004	1'33.614	228,8	9:53'40.851

28/10/2021

P = Pits In/Out - C = Lap Time Cancelled

123 Dream Racing Motorsport (1'33.889)

Lap	Seg.1	Seg.2	Seg.3	Seg.4	Lap Time	km/h	Local Time
Luke Berkeley							
1		27.663	35.355	36.580		213,4	9:05'27.462
2	1'51.794	23.902	34.807	39.365	3'29.868CP	183,7	9:08'57.330
3	3'43.332	24.813	26.935	21.578	4'56.658P	225,5	9:13'53.988
4	25.195	22.587	25.949	21.284	1'35.015	228,3	9:15'29.003
5	25.325	22.359	26.182	21.181	1'35.047	228,8	9:17'04.050
6	25.218	22.541	26.148	21.191	1'35.098	229,3	9:18'39.148
7	25.240	22.360	25.893	20.988	1'34.481	228,8	9:20'13.629
8	25.243	22.239	26.062	21.194	1'34.738	228,3	9:21'48.367
9	25.296	22.604	26.000	21.163	1'35.063	228,8	9:23'23.430
10	25.275	22.232	26.199	34.502	1'48.208P	228,3	9:25'11.638
11	4'16.070	22.442	25.986	21.313	5'25.811P	229,3	9:30'37.449
12	25.104	22.386	25.697	21.159	1'34.346	228,3	9:32'11.795
13	24.888	22.149	25.682	21.170	1'33.889	228,8	9:33'45.684
14	25.238	22.205	27.131	22.753	1'37.327	229,3	9:35'23.011
15	27.145	22.716	26.027	21.293	1'37.181	228,8	9:37'00.192
16	25.187	22.213	25.832	21.092	1'34.324	228,3	9:38'34.516
17	25.245	22.161	26.041	21.119	1'34.566	229,3	9:40'09.082
18	25.368	22.519	26.211	21.281	1'35.379	228,8	9:41'44.461
19	29.570	26.631	26.524	21.314	1'44.039	229,3	9:43'28.500
20	25.202	22.332	25.822	21.205	1'34.561	229,8	9:45'03.061
21	25.323	22.338	25.915	21.965	1'35.541	229,8	9:46'38.602
22	25.098	23.222	32.328	6'52.447	8'13.095P	194,2	9:54'51.697

125 Wayne Taylor Racing (1'35.073)

Lap	Seg.1	Seg.2	Seg.3	Seg.4	Lap Time	km/h	Local Time
Ashton Harrison							
1							9:00'15.106

Powered by FICr Perugia Timing



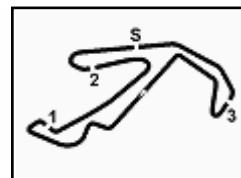
ROGER DUBUIS





6th ROUND

USA



Super Trofeo North America - Analysis Free Practice 1

Misano Circuit Sic 58 4.226 m

3 / 5

Table with 13 columns: Driver, Lap 1-4, Lap 5-8, Lap 9-12, Lap 13-16, Lap 17-20, Lap 21-24, Lap 25-28, Lap 29-32, Lap 33-36, Lap 37-40, Lap 41-44, Lap 45-48, Lap 49-52, Lap 53-56, Lap 57-60, Lap 61-64, Lap 65-68, Lap 69-72, Lap 73-76, Lap 77-80, Lap 81-84, Lap 85-88, Lap 89-92, Lap 93-96, Lap 97-100. Includes driver names like John Hennessy and various lap times.

133 US RaceTronics (1'36.171)

Table for driver John Hennessy with columns: Lap, Seg.1, Seg.2, Seg.3, Seg.4, Lap Time, km/h, Local Time. Shows lap times from 1'04.111 to 2'56.579.

127 Dream Racing Motorsport (1'33.306)

Table for driver Richard Antinucci with columns: Lap, Seg.1, Seg.2, Seg.3, Seg.4, Lap Time, km/h, Local Time. Shows lap times from 26.118 to 1'48.399P.

146 PPM Precision Performance (1'34.394)

Table for driver Brandon Gdovic with columns: Lap, Seg.1, Seg.2, Seg.3, Seg.4, Lap Time, km/h, Local Time. Shows lap times from 37.830 to 1'42.222.

129 Change Racing (1'34.297)

Table for driver Victor Gomez with columns: Lap, Seg.1, Seg.2, Seg.3, Seg.4, Lap Time, km/h, Local Time. Shows lap times from 27.541 to 25.194.

28/10/2021 P = Pits In/Out - C = Lap Time Cancelled

Powered by FICr Perugia Timing



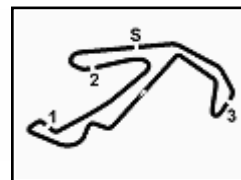
ROGER DUBUIS





6th ROUND

USA



Super Trofeo North America - Analysis Free Practice 1

Misano Circuit Sic 58 4.226 m

186 US RaceTronics (1'38.307)

Lap	Seg.1	Seg.2	Seg.3	Seg.4	Lap Time	km/h	Local Time
Jon Hirshberg							
1							9:10'40.614
2	56.017	30.435	34.789	25.809	2'27.050P	208,9	9:13'07.664
3	30.947	25.222	30.298	24.156	1'50.623	220,4	9:14'58.287
4	28.407	24.624	29.737	23.323	1'46.091	222,2	9:16'44.378
5	27.880	24.143	28.199	2'54.596	4'14.818P	223,6	9:20'59.196
6	50.175	24.431	28.790	24.973	2'08.369P	221,3	9:23'07.565
7	26.985	23.655	27.658	22.428	1'40.726	222,7	9:24'48.291
8	26.598	23.788	27.579	22.348	1'40.313	223,6	9:26'28.604
9	26.557	23.736	27.898	22.482	1'40.673	224,5	9:28'09.277
10	27.185	23.966	28.016	22.963	1'42.130	224,1	9:29'51.407
11	26.981	23.532	28.141	22.433	1'41.087	223,1	9:31'32.494
12	26.495	23.726	28.237	24.728	1'43.186	223,1	9:33'15.680
13	27.192	24.088	28.184	4'48.288	6'07.752P	222,7	9:39'23.432
14	50.588	28.021	29.686	23.033	2'11.328P	215,1	9:41'34.760
15	26.311	23.570	27.414	22.509	1'39.804	223,6	9:43'14.564
16	26.426	24.562	29.820	23.102	1'43.910	219,1	9:44'58.474
17	26.223	23.331	27.105	23.441	1'40.100	224,1	9:46'38.574
18	27.777	24.863	29.428	23.108	1'45.176	221,8	9:48'23.750
19	26.248	23.451	27.913	22.331	1'39.943	218,2	9:50'03.693
20	26.302	23.269	27.160	22.889	1'39.620	224,1	9:51'43.313
21	26.264	23.235	28.000	23.995	1'41.494	225,5	9:53'24.807
22	26.188	23.119	27.331	22.429	1'39.067	224,5	9:55'03.874
23	26.323	23.814	29.583	23.264	1'42.984	222,7	9:56'46.858
24	26.239	23.080	27.260	22.034	1'38.613	224,5	9:58'25.471
25	26.156	23.352	26.984	21.815	1'38.307	225,5	10:00'03.778

199 Change Racing (1'34.572)

Lap	Seg.1	Seg.2	Seg.3	Seg.4	Lap Time	km/h	Local Time
Alan Metni							
1		30.149	30.844	24.049		217,3	9:05'01.266
2	27.228	23.146	26.994	22.274	1'39.642	227,4	9:06'40.908
3	25.555	22.770	27.358	52.462	2'08.145CP	229,3	9:08'49.053
4	2'34.590	23.508	26.634	21.614	3'46.346P	225,9	9:12'35.399
5	25.478	22.469	26.267	21.808	1'36.022	227,8	9:14'11.421
6	25.949	22.579	26.367	45.797	2'00.692P	229,3	9:16'12.113
7	3'41.273	26.996	29.969	23.006	5'01.244P	220,4	9:21'13.357
8	26.462	23.095	26.903	25.660	1'42.120	227,8	9:22'55.477
9	25.441	22.325	25.737	21.225	1'34.728	228,8	9:24'30.205
10	25.114	22.371	26.659	21.493	1'35.637	228,3	9:26'05.842
11	25.120	22.271	26.002	21.179	1'34.572	229,3	9:27'40.414
12	25.075	22.242	26.193	21.087	1'34.597	228,8	9:29'15.011
13	25.198	23.111	34.088	46.182	2'08.579P	148,8	9:31'23.590
14	5'43.251	23.144	27.531	21.832	6'55.758P	224,1	9:38'19.348
15	25.608	22.740	26.037	21.684	1'36.069	226,9	9:39'55.417
16	25.307	22.562	26.308	21.256	1'35.433	226,4	9:41'30.850
17	25.296	22.481	26.357	21.757	1'35.891	227,4	9:43'06.741
18	25.308	22.429	26.269	21.563	1'35.569	228,8	9:44'42.310
19	25.360	22.636	26.251	21.649	1'35.896	226,9	9:46'18.206
20	25.513	22.378	26.439	21.248	1'35.578	225,9	9:47'53.784
21	25.256	22.396	26.156	21.909	1'35.717	226,9	9:49'29.501
22	25.720	22.645	26.635	22.296	1'37.296	226,9	9:51'06.797
23	25.979	22.424	26.273	21.375	1'36.051	227,4	9:52'42.848
24	25.337	22.685	26.418	21.571	1'36.011	225,5	9:54'18.859
25	25.605	23.202	26.388	22.456	1'37.651	226,4	9:55'56.510
26	25.182	22.527	25.957	21.362	1'35.028	229,3	9:57'31.538
27	1'49.188	25.393	28.577	40.755	3'23.913P	223,6	10:00'55.451

