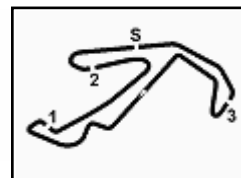




6th ROUND

USA



Super Trofeo North America - Analysis Test Session 5

Misano Circuit Sic 58 4.226 m

1 / 4

101 Wayne Taylor Racing (1'33.399)

Table with columns: Lap, Seg.1, Seg.2, Seg.3, Seg.4, Lap Time, km/h, Local Time. Driver: Danny Formel. Data for laps 1-20.

Table with columns: Lap, Seg.1, Seg.2, Seg.3, Seg.4, Lap Time, km/h, Local Time. Driver: Kyle Marcelli. Data for laps 5-26.

103 Wayne Taylor Racing (1'36.987)

Table with columns: Lap, Seg.1, Seg.2, Seg.3, Seg.4, Lap Time, km/h, Local Time. Driver: Randy Sellari. Data for laps 1-27.

106 US RaceTronics (1'34.006)

Table with columns: Lap, Seg.1, Seg.2, Seg.3, Seg.4, Lap Time, km/h, Local Time. Driver: Steven Aghakhani. Data for laps 1-22.

104 MCR Racing (1'38.383)

Table with columns: Lap, Seg.1, Seg.2, Seg.3, Seg.4, Lap Time, km/h, Local Time. Driver: Michael Mennella. Data for laps 1-4.

108 US RaceTronics (1'34.545)

Table with columns: Lap, Seg.1, Seg.2, Seg.3, Seg.4, Lap Time, km/h, Local Time. Driver: Patrick Liddy. Data for laps 1-10.

27/10/2021 P = Pits In/Out - C = Lap Time Cancelled

Powered by FICr Perugia Timing



ROGER DUBUIS

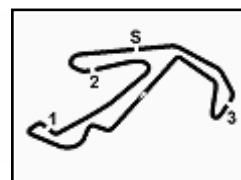




SQUADRA CORSE

6th ROUND

USA



Super Trofeo North America - Analysis Test Session 5

Misano Circuit Sic 58 4.226 m

2 / 4

11	25.252	22.801	31.796	24.461	1'44.310	195,7	12:28'32.086	22	25.098	22.127	25.928	37.610	1'50.763P	229,8	12:49'54.075
12	25.197	22.293	25.970	21.085	1'34.545	229,3	12:30'06.631								

Mel Johnson

13	26.383	23.206	26.488	2'48.882	4'04.959P	226,9	12:34'11.590
14	1'03.268	1'11.360	33.007	26.701	3'14.336P	218,6	12:37'25.926
15	32.622	24.954	29.129	23.465	1'50.170	225,0	12:39'16.096
16	26.853	22.915	27.135	22.238	1'39.141	226,4	12:40'55.237
17	26.203	23.233	26.892	24.144	1'40.472	226,4	12:42'35.709
18	26.313	23.170	26.834	21.798	1'38.115	227,8	12:44'13.824
19	25.773	23.151	29.136	22.345	1'40.405	225,0	12:45'54.229
20	26.181	23.061	26.793	22.102	1'38.137	227,8	12:47'32.366
21	26.391	25.336	29.285	22.448	1'43.460	227,4	12:49'15.826

123 Dream Racing Motorsport (1'34.103)

Lap	Seg.1	Seg.2	Seg.3	Seg.4	Lap Time	km/h	Local Time
Luke Berkeley							
1		26.160	28.183	22.439		224,5	12:08'19.483
2	26.038	22.565	26.135	21.136	1'35.874	228,8	12:09'55.357
3	25.336	29.933	28.627	21.507	1'45.403	190,8	12:11'40.760
4	25.458	22.350	25.800	21.026	1'34.634	229,8	12:13'15.394
5	25.300	22.306	26.166	22.759	1'36.531	229,3	12:14'51.925
6	25.339	22.160	26.587	21.818	1'35.904	228,8	12:16'27.829
7	25.224	22.253	25.845	21.553	1'34.875	229,3	12:18'02.704
8	25.343	22.418	25.874	21.160	1'34.795	230,3	12:19'37.499
9	25.285	22.237	25.954	22.300	1'35.776	229,8	12:21'13.275
10	25.358	22.451	26.025	21.513	1'35.347	229,3	12:22'48.622
11	25.223	22.685	32.764	24.351	1'45.023	128,0	12:24'33.645
12	32.662	23.758	26.858	39.564	2'02.842P	229,3	12:26'36.487
13	3'34.307	30.045	35.338	22.653	5'02.343P	125,6	12:31'38.830
14	25.817	22.985	26.101	21.168	1'36.071	227,8	12:33'14.901
15	25.047	22.195	25.736	21.125	1'34.103	228,8	12:34'49.004
16	28.088	28.619	26.186	21.329	1'44.222	228,3	12:36'33.226
17	25.186	22.311	25.874	21.224	1'34.595	228,8	12:38'07.821
18	25.175	22.142	26.225	21.107	1'34.649	228,3	12:39'42.470
19	25.394	22.145	26.010	21.252	1'34.801	228,8	12:41'17.271
20	25.161	22.233	25.993	21.501	1'34.888	228,3	12:42'52.159
21	27.862	26.095	27.649	21.372	1'42.978	223,1	12:44'35.137
22	25.174	22.216	26.067	21.389	1'34.846	227,8	12:46'09.983
23	25.405	22.167	25.901	21.148	1'34.621	229,3	12:47'44.604
24	25.157	22.163	25.804	21.341	1'34.465	229,3	12:49'19.069
25	25.076	22.035	26.228	21.715	1'35.054	229,8	12:50'54.123

116 Change Racing (1'33.637)

Lap	Seg.1	Seg.2	Seg.3	Seg.4	Lap Time	km/h	Local Time
Stevan McAleer							
1		36.278	42.907	30.945		184,6	12:12'14.531
2	36.476	36.784	43.022	30.771	2'27.053	178,2	12:14'41.584
3	37.990	32.793	38.083	47.343	2'36.209P	158,6	12:17'17.793
4	4'07.110	28.189	31.372	24.550	5'31.221P	206,9	12:22'49.014
5	28.723	24.545	30.779	23.336	1'47.383	191,2	12:24'36.397
6	25.175	22.636	25.936	21.266	1'35.013	227,4	12:26'11.410
7	24.892	22.195	25.793	21.063	1'33.943	227,4	12:27'45.353
8	24.803	22.207	25.992	29.061	1'42.063	226,9	12:29'27.416
9	24.844	22.293	25.983	21.190	1'34.310	226,9	12:31'01.726
10	25.567	22.437	26.187	21.262	1'35.453	227,4	12:32'37.179
11	24.859	22.307	26.051	37.800	1'51.017P	227,8	12:34'28.196
Jeroen Mul							
12	2'19.223	23.052	26.514	21.187	3'29.976P	225,9	12:37'58.172
13	24.769	22.188	25.678	21.002	1'33.637	227,8	12:39'31.809
14	25.012	22.045	25.769	21.030	1'33.856	228,3	12:41'05.665
15	26.835	24.379	31.902	21.263	1'44.379	156,7	12:42'50.044
16	24.982	22.375	31.413	21.445	1'40.215	171,7	12:44'30.259
17	24.856	22.037	25.677	21.141	1'33.711	228,3	12:46'03.970
18	26.254	23.370	28.116	22.431	1'40.171	227,8	12:47'44.141
19	24.842	21.987	25.934	21.174	1'33.937	228,3	12:49'18.078
20	24.866	23.986	28.928	41.963	1'59.743P	202,2	12:51'17.821

125 Wayne Taylor Racing (1'35.208)

Lap	Seg.1	Seg.2	Seg.3	Seg.4	Lap Time	km/h	Local Time
Ashton Harrison							
1							12:02'45.910
2	50.499	26.500	28.479	23.123	2'08.601P	221,8	12:04'54.511
3	25.991	23.154	26.484	21.550	1'37.179	225,5	12:06'31.690
4	25.842	22.617	26.206	21.545	1'36.210	225,9	12:08'07.900
5	25.377	22.770	27.154	23.660	1'38.961	225,5	12:09'46.861
6	25.842	22.770	26.670	21.606	1'36.888	224,1	12:11'23.749
7	26.083	23.615	26.483	21.659	1'37.840	225,0	12:13'01.589
8	25.392	22.524	26.264	21.519	1'35.699	226,4	12:14'37.288
9	25.133	22.665	26.032	21.378	1'35.208	226,4	12:16'12.496
10	25.774	22.605	26.324	21.550	1'36.253	225,5	12:17'48.749
11	25.483	22.631	26.212	21.382	1'35.708	226,4	12:19'24.457
12	25.190	22.578	26.242	22.079	1'36.089	225,9	12:21'00.546
13	25.525	23.339	26.343	21.266	1'36.473	226,4	12:22'37.019
14	25.383	22.734	26.241	21.205	1'35.563	226,4	12:24'12.582
15	25.663	22.641	26.492	21.730	1'36.526	225,9	12:25'49.108
16	25.698	22.605	26.340	21.522	1'36.165	224,5	12:27'25.273
17	25.628	22.646	26.277	21.285	1'35.836	226,4	12:29'01.109
18	25.599	22.385	26.287	21.176	1'35.447	226,4	12:30'36.556
19	25.273	22.564	26.473	21.714	1'36.024	225,9	12:32'12.580
20	26.242	22.667	26.995	22.523	1'38.427	225,0	12:33'51.007
21	30.567	27.492	30.576	27.168	1'55.803	143,4	12:35'46.810
22	26.678	23.595	26.407	21.957	1'38.637	226,4	12:37'25.447
23	27.692	22.487	26.542	21.380	1'38.101	226,9	12:39'03.548
24	25.534	22.575	26.484	21.699	1'36.292	226,9	12:40'39.840
25	26.081	23.389	26.386	21.443	1'37.299	225,9	12:42'17.139
26	25.729	22.902	26.400	22.395	1'37.426	226,9	12:43'54.565
27	25.620	22.854	26.408	21.544	1'36.426	226,9	12:45'30.991
28	25.666	22.641	26.274	21.663	1'36.244	228,3	12:47'07.235

122 Dream Racing Motorsport (1'33.365)

Lap	Seg.1	Seg.2	Seg.3	Seg.4	Lap Time	km/h	Local Time
Edoardo Liberati							
1		26.934	30.984	22.742		216,9	12:10'09.375
2	25.672	22.533	25.864	21.266	1'35.335	229,8	12:11'44.710
3	25.059	22.179	25.885	21.164	1'34.287	229,3	12:13'18.997
4	25.221	22.274	25.889	21.271	1'34.655	229,8	12:14'53.652
5	27.651	22.361	29.051	36.277	1'55.340P	222,2	12:16'48.992
6	3'57.856	25.067	29.518	23.446	5'15.887P	218,2	12:22'04.879
7	26.944	24.149	29.756	21.232	1'42.081	163,4	12:23'46.960
8	24.923	22.175	25.653	20.755	1'33.506	229,3	12:25'20.466
9	24.936	25.727	27.714	20.898	1'39.275	224,5	12:26'59.741
10	24.779	21.877	25.756	20.953	1'33.365	227,8	12:28'33.106
11	29.774	26.746	26.583	21.024	1'44.127	226,9	12:30'17.233
12	24.928	22.259	26.568	34.650	1'48.405P	228,3	12:32'05.638
Dario Capitanio							
13	2'07.420	22.751	26.530	21.412	3'18.113P	228,8	12:35'23.751
14	24.933	22.198	25.898	21.164	1'34.193	229,3	12:36'57.944
15	25.021	22.513	28.824	22.415	1'38.773	194,9	12:38'36.717
16	25.022	22.316	25.862	21.097	1'34.297	230,3	12:40'11.014
17	25.149	22.074	26.077	20.984	1'34.284	228,8	12:41'45.298
18	25.024	22.142	26.346	21.079	1'34.591	227,8	12:43'19.889
19	24.968	22.635	26.338	21.132	1'35.073	227,8	12:44'54.962
20	25.024	22.189	25.818	21.058	1'34.089	228,8	12:46'29.051
21	24.978	22.134	25.876	21.273	1'34.261	229,8	12:48'03.312

27/10/2021

P = Pits In/Out - C = Lap Time Cancelled

Powered by FICr Perugia Timing



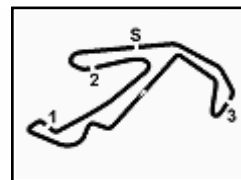
ROGER DUBUIS





6th ROUND

USA



Super Trofeo North America - Analysis Test Session 5

Misano Circuit Sic 58 4.226 m

3 / 4

127 Dream Racing Motorsport (1'34.618)						
Lap	Seg.1	Seg.2	Seg.3	Seg.4	Lap Time	Local Time
Richard Antinucci						
1		31.827	28.991	22.297	225,0	12:47'17.325
2	25.832	22.414	26.185	21.251	1'35.682	12:48'53.007
3	25.493	22.186	25.970	20.969	1'34.618	230,3 12:50'27.625

146 PPM Precision Performance						
Lap	Seg.1	Seg.2	Seg.3	Seg.4	Lap Time	Local Time
Brandon Gdovic						
1						12:27'20.817

129 Change Racing (1'34.136)						
Lap	Seg.1	Seg.2	Seg.3	Seg.4	Lap Time	Local Time
Victor Gomez						
1		33.879	33.048	26.612	192,5	12:09'01.859
2	32.543	31.918	39.095	47.408	2'30.964P	141,5 12:11'32.823
3	6'18.784	28.318	33.692	23.449	7'44.243P	160,7 12:19'17.066
4	26.319	23.026	27.157	24.603	1'41.105	226,9 12:20'58.171
5	25.703	22.486	26.283	21.274	1'35.746	227,4 12:22'33.917
6	25.261	22.699	26.067	21.184	1'35.211	227,8 12:24'09.128
7	25.063	22.292	25.978	21.096	1'34.429	228,3 12:25'43.557
8	25.987	22.856	26.563	21.584	1'36.990	226,9 12:27'20.547
9	25.165	22.284	26.033	21.088	1'34.570	228,3 12:28'55.117
10	24.963	22.311	26.151	21.030	1'34.455	227,4 12:30'29.572
11	25.103	23.113	27.538	21.596	1'37.350	225,9 12:32'06.922
12	24.962	22.211	25.889	21.074	1'34.136	228,8 12:33'41.058
13	26.075	22.706	26.453	21.613	1'36.847	227,8 12:35'17.905
14	25.137	22.262	25.916	37.180	1'50.495P	227,8 12:37'08.400
15	2'25.472	24.524	27.950	21.555	3'39.501P	225,5 12:40'47.901
16	25.063	22.161	26.090	21.096	1'34.400	227,8 12:42'22.301
17	25.122	22.368	26.010	21.282	1'34.782	228,3 12:43'57.083
18	26.062	23.265	26.317	21.473	1'37.117	227,4 12:45'34.200
19	25.017	22.254	26.038	21.114	1'34.423	228,8 12:47'08.623
20	26.349	22.586	26.241	21.556	1'36.732	228,3 12:48'45.355
21	25.263	22.180	26.009	21.003	1'34.455	228,8 12:50'19.810

147 PPM Precision Performance (1'38.527)						
Lap	Seg.1	Seg.2	Seg.3	Seg.4	Lap Time	Local Time
Mark Kvamme						
1		29.840	35.126	25.899	182,4	12:03'49.840
2	28.572	26.069	31.684	23.906	1'50.231	193,9 12:05'40.071
3	27.377	23.799	28.554	22.840	1'42.570	222,2 12:07'22.641
4	26.769	23.931	27.757	22.815	1'41.272	222,7 12:09'03.913
5	27.532	23.545	29.469	25.105	1'45.651	222,7 12:10'49.564
6	26.733	23.991	27.370	22.690	1'40.784	224,5 12:12'30.348
7	26.323	23.574	27.214	22.568	1'39.679	224,1 12:14'10.027
8	26.288	23.498	27.231	22.220	1'39.237	224,1 12:15'49.264
9	26.055	23.273	26.994	22.268	1'38.590	224,5 12:17'27.854
10	26.197	23.362	27.288	22.325	1'39.172	224,5 12:19'07.026
11	26.136	23.368	27.063	22.818	1'39.385	225,5 12:20'46.411
12	26.340	23.252	27.036	22.254	1'38.882	224,1 12:22'25.293
13	27.693	23.760	27.934	41.067	2'00.454P	223,1 12:24'25.747
14	3'40.065	24.360	27.179	23.001	4'54.605P	224,5 12:29'20.352
15	26.153	23.434	26.866	22.162	1'38.615	223,6 12:30'58.967
16	27.838	23.907	27.448	22.413	1'41.606	224,1 12:32'40.573
17	26.213	23.238	27.000	22.076	1'38.527	225,0 12:34'19.100
18	27.239	24.961	29.778	40.006	2'01.984P	224,5 12:36'21.084

133 US RaceTronics (1'36.306)						
Lap	Seg.1	Seg.2	Seg.3	Seg.4	Lap Time	Local Time
John Hennessy						
1						12:02'31.791
2	59.149	26.266	32.292	25.183	2'22.890P	216,9 12:04'54.681
3	28.009	24.115	27.878	22.293	1'42.295	222,7 12:06'36.976
4	26.514	23.226	27.316	22.136	1'39.192	225,0 12:08'16.168
5	26.101	22.991	26.622	21.726	1'37.440	225,5 12:09'53.608
6	26.081	23.024	26.678	21.916	1'37.699	227,4 12:11'31.307
7	26.323	23.182	27.480	21.987	1'38.972	223,6 12:13'10.279
8	26.034	23.401	29.038	23.071	1'41.544	219,5 12:14'51.823
9	30.223	23.128	28.644	22.531	1'44.526	217,7 12:16'36.349
10	25.923	23.151	26.792	21.990	1'37.856	225,0 12:18'14.205
11	26.233	23.101	27.556	2'43.443	4'00.333P	225,0 12:22'14.538
12	58.254	31.580	35.288	27.138	2'32.260P	175,0 12:24'46.798
13	32.951	25.666	28.699	22.184	1'49.500	221,8 12:26'36.298
14	26.039	22.783	26.307	21.497	1'36.626	225,9 12:28'12.924
15	25.553	22.889	26.330	21.534	1'36.306	225,0 12:29'49.230
16	25.541	23.024	26.550	21.726	1'36.841	225,0 12:31'26.071
17	25.874	22.919	26.832	21.620	1'37.245	223,1 12:33'03.316
18	25.830	25.792	27.711	27.043	1'46.376	226,4 12:34'49.692
19	28.888	28.298	26.718	21.973	1'45.877	223,6 12:36'35.569
20	26.195	22.741	26.671	21.623	1'37.230	225,9 12:38'12.799
21	26.148	22.977	26.677	21.526	1'37.328	225,5 12:39'50.127
22	26.141	22.819	26.742	21.749	1'37.451	225,5 12:41'27.578
23	26.064	22.992	26.698	21.837	1'37.591	224,1 12:43'05.169
24	25.946	23.072	27.077	21.757	1'37.852	225,5 12:44'43.021
25	26.061	22.902	26.918	21.644	1'37.525	225,5 12:46'20.546
26	26.025	22.785	26.777	21.831	1'37.418	225,5 12:47'57.964
27	26.293	22.643	26.682	21.858	1'37.476	226,4 12:49'35.440
28	25.971	22.824	26.995	21.836	1'37.626	225,9 12:51'13.066

151 MCR Racing (1'36.590)						
Lap	Seg.1	Seg.2	Seg.3	Seg.4	Lap Time	Local Time
Claudinei Senhoreti						
1						12:06'33.943
2	56.098	29.264	32.655	24.648	2'22.665P	220,4 12:08'56.608
3	28.590	23.230	27.169	22.019	1'41.008	226,4 12:10'37.616
4	26.505	22.476	26.698	21.531	1'37.210	227,8 12:12'14.826
5	26.339	24.054	26.514	21.872	1'38.779	229,3 12:13'53.605
6	26.468	22.632	26.678	22.069	1'37.847	227,4 12:15'31.452
7	26.022	23.207	27.076	22.083	1'38.388	227,8 12:17'09.840
8	26.422	22.799	28.014	3'09.423	4'26.658P	227,4 12:21'36.498
9	53.591	29.725	32.986	25.179	2'21.481P	221,8 12:23'57.979
10	28.442	24.339	27.902	22.293	1'42.976	226,4 12:25'40.955
11	26.956	24.935	26.777	21.618	1'40.286	225,9 12:27'21.241
12	25.856	22.806	26.355	21.573	1'36.590	227,4 12:28'57.831
13	26.141	22.609	26.682	21.612	1'37.044	226,9 12:30'34.875
14	26.072	22.809	26.767	21.879	1'37.527	226,9 12:32'12.402
15	26.105	22.648	27.839	21.997	1'38.589	217,3 12:33'50.991
16	26.696	25.395	31.609	22.835	1'46.535	221,3 12:35'37.526
17	26.731	27.050	31.090	3'14.019	4'38.890P	222,7 12:40'16.416
18	49.248	24.905	27.081	21.641	2'02.875P	225,5 12:42'19.291
19	26.022	22.936	26.777	21.673	1'37.408	227,4 12:43'56.699
20	26.137	23.769	26.884	21.651	1'38.441	225,9 12:45'35.140

153 Wayne Taylor Racing (1'34.539)						
Lap	Seg.1	Seg.2	Seg.3	Seg.4	Lap Time	Local Time
Jordan Missig						
1						12:24'56.670
2	51.513	26.481	29.875	23.234	2'11.103P	223,1 12:27'07.773
3	27.713	22.678	26.428	21.279	1'38.098	226,9 12:28'45.871
4	25.250	22.162	26.073	21.054	1'34.539	227,8 12:30'20.410
5	25.645	22.287	26.072	21.332	1'35.336	227,8 12:31'55.746
6	25.360	22.257	26.103	21.222	1'34.942	228,3 12:33'30.688
7	25.513	22.495	26.519	6'19.339	7'33.866P	228,3 12:41'04.554
8	47.064	22.847	26.721	21.550	1'58.182P	225,0 12:43'02.736

27/10/2021

P = Pits In/Out - C = Lap Time Cancelled

Powered by FICr Perugia Timing



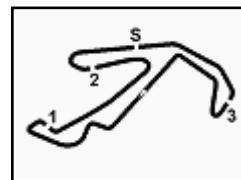
ROGER DUBUIS





6th ROUND

USA



Super Trofeo North America - Analysis Test Session 5

Misano Circuit Sic 58 4.226 m

4 / 4

9	25.582	22.409	26.469	21.524	1'35.984	226,9	12:44'38.720
10	25.345	22.387	26.515	21.282	1'35.529	226,9	12:46'14.249
11	25.810	22.421	26.456	21.338	1'36.025	227,4	12:47'50.274
12	25.568	22.351	26.284	21.241	1'35.444	226,9	12:49'25.718
13	25.534	22.591	26.382	22.323	1'36.830	227,8	12:51'02.548

10	25.814	22.529	26.507	21.602	1'36.452	227,8	12:24'25.932
11	25.476	22.756	26.236	21.469	1'35.937	228,3	12:26'01.869
12	25.667	23.082	26.221	22.160	1'37.130	227,4	12:27'38.999
13	25.796	22.880	26.307	49.858	2'04.841P	225,9	12:29'43.840
14	4'24.546	26.172	31.484	22.843	5'45.045P	196,7	12:35'28.885
15	26.385	22.869	26.125	21.343	1'36.722	226,9	12:37'05.607
16	25.211	22.504	25.980	21.216	1'34.911C	226,9	12:38'40.518
17	25.118	22.519	26.021	21.337	1'34.995	228,3	12:40'15.513
18	25.404	22.452	26.158	21.318	1'35.332	227,4	12:41'50.845
19	25.425	22.521	26.197	21.141	1'35.284	227,8	12:43'26.129
20	25.307	22.675	26.251	22.383	1'36.616	226,9	12:45'02.745
21	32.949	29.074	34.911	45.121	2'22.055P	180,6	12:47'24.800

161 MCR Racing (1'34.277)

Lap	Seg.1	Seg.2	Seg.3	Seg.4	Lap Time	km/h	Local Time
Max Weering							
1							12:15'40.396
2	54.339	28.752	35.218	25.026	2'23.335P	225,0	12:18'03.731
3	27.882	24.836	27.805	1'42.587	3'03.110P	228,8	12:21'06.841
4	47.243	22.777	26.306	21.204	1'57.530P	227,8	12:23'04.371
5	25.193	22.166	26.737	21.415	1'35.511	229,3	12:24'39.882
6	25.436	22.191	26.798	21.691	1'36.116	228,8	12:26'15.998
7	25.322	22.048	25.969	21.092	1'34.431	229,8	12:27'50.429
8	25.396	22.109	26.140	21.178	1'34.823	229,8	12:29'25.252
9	25.185	21.988	25.907	21.197	1'34.277	229,8	12:30'59.529
10	25.562	22.152	26.236	21.265	1'35.215	227,4	12:32'34.744
11	25.284	22.304	26.177	3'17.084	4'30.849P	227,8	12:37'05.933
12	54.626	27.145	30.689	23.558	2'16.018P	223,1	12:39'21.611
13	26.266	22.932	26.446	21.338	1'36.982	227,8	12:40'58.593
14	25.242	22.102	25.995	21.235	1'34.574	228,8	12:42'33.167
15	25.132	22.442	25.973	21.201	1'34.748	229,3	12:44'07.915

630 (1'34.733)

Lap	Seg.1	Seg.2	Seg.3	Seg.4	Lap Time	km/h	Local Time
Davide Valsecchi							
1							12:03'14.536
2	1'00.225	28.661	31.305	24.162	2'24.353P	217,7	12:05'38.889
3	27.744	23.674	26.962	21.766	1'40.146	229,3	12:07'19.035
4	25.184	22.497	27.838	22.121	1'37.640	228,8	12:08'56.675
5	25.208	22.332	25.953	21.240	1'34.733	231,8	12:10'31.408
6	29.335	24.356	26.741	21.670	1'42.102	227,4	12:12'13.510
7	28.947	26.106	28.173	2'49.779	4'13.005P	227,4	12:16'26.515
8	48.303	23.550	26.901	21.585	2'00.339P	227,8	12:18'26.854
9	25.321	22.436	26.018	21.305	1'35.080	228,8	12:20'01.934
10	26.123	23.126	26.343	21.530	1'37.122	227,4	12:21'39.056
11	25.713	22.876	26.469	21.673	1'36.731	229,8	12:23'15.787
Guido Meda							
12	25.629	24.563	30.202	1'43.385	3'03.779P	220,4	12:26'19.566
13	48.989	23.949	27.430	22.463	2'02.831P	225,0	12:28'22.397
14	26.677	23.156	27.733	22.097	1'39.663	225,5	12:30'02.060
15	26.694	23.513	27.576	22.426	1'40.209	223,1	12:31'42.269
16	26.433	24.025	27.126	22.132	1'39.716	230,3	12:33'21.985
17	26.724	23.482	26.945	23.081	1'40.232	231,8	12:35'02.217
18	26.969	23.020	27.295	22.260	1'39.544	230,3	12:36'41.761
19	26.614	23.564	26.969	22.155	1'39.302	229,8	12:38'21.063
20	26.663	23.159	26.975	22.049	1'38.846	227,8	12:39'59.909
21	26.421	22.883	27.039	22.448	1'38.791	228,3	12:41'38.700
22	26.552	22.978	27.075	22.314	1'38.919	228,3	12:43'17.619
23	26.640	25.029	27.074	22.332	1'41.075	225,5	12:44'58.694
24	26.168	23.338	26.686	22.461	1'38.653	226,4	12:46'37.347
25	26.982	26.590	28.650	22.380	1'44.602	226,4	12:48'21.949
26	26.862	23.020	26.737	22.140	1'38.759	229,8	12:50'00.708
27	26.715	23.128	26.953	22.069	1'38.865	232,3	12:51'39.573

186 US RaceTronics (1'40.520)

Lap	Seg.1	Seg.2	Seg.3	Seg.4	Lap Time	km/h	Local Time
Jon Hirshberg							
1							12:05'28.795
2	55.981	28.660	32.353	25.429	2'22.423P	211,4	12:07'51.218
3	28.273	24.431	30.326	23.566	1'46.596	218,6	12:09'37.814
4	27.345	23.946	29.029	22.848	1'43.168	222,2	12:11'20.982
5	27.258	25.790	29.478	24.980	1'47.506	223,6	12:13'08.488
6	27.071	23.528	29.030	24.679	1'44.308	221,8	12:14'52.796
7	30.125	23.847	28.663	22.742	1'45.377	220,9	12:16'38.173
8	26.360	23.928	28.621	22.678	1'41.587	221,8	12:18'19.760
9	26.638	23.683	28.091	22.502	1'40.914	224,5	12:20'00.674
10	27.281	24.635	28.270	22.754	1'42.940	222,7	12:21'43.614
11	26.497	23.883	28.216	23.212	1'41.808	223,1	12:23'25.422
12	26.365	23.425	28.232	22.498	1'40.520	222,7	12:25'05.942
13	26.569	23.455	28.316	6'28.444	7'46.784P	225,5	12:32'52.726
14	51.303	25.097	28.772	24.614	2'09.786P	222,7	12:35'02.512
15	27.387	24.081	28.109	22.939	1'42.516	222,2	12:36'45.028
16	26.647	23.753	28.209	22.652	1'41.261	222,2	12:38'26.289
17	26.588	23.845	28.123	22.499	1'41.055	224,1	12:40'07.344
18	26.284	24.167	28.661	2'17.511	3'36.623P	222,2	12:43'43.967
19	51.659	26.177	31.724	23.337	2'12.897P	207,3	12:45'56.864
20	27.100	24.215	27.723	22.627	1'41.665	223,1	12:47'38.529
21	26.399	23.624	28.109	24.462	1'42.594	224,5	12:49'21.123
22	26.352	23.521	27.845	24.666	1'42.384	224,5	12:51'03.507

199 Change Racing (1'34.995)

Lap	Seg.1	Seg.2	Seg.3	Seg.4	Lap Time	km/h	Local Time
Alan Metni							
1		27.988	30.015	25.014		208,5	12:09'47.972
2	26.971	23.276	27.469	22.283	1'39.999	227,8	12:11'27.971
3	25.803	23.493	26.915	23.115	1'39.326	228,3	12:13'07.297
4	26.310	22.965	27.107	22.224	1'38.606	227,4	12:14'45.903
5	25.702	23.231	26.509	21.518	1'36.960	225,0	12:16'22.863
6	25.468	23.128	26.967	21.702	1'37.265	227,4	12:18'00.128
7	25.739	22.564	26.189	21.540	1'36.032	228,3	12:19'36.160
8	25.478	22.463	26.336	22.246	1'36.523	226,9	12:21'12.683
9	25.555	23.029	26.567	21.646	1'36.797	227,8	12:22'49.480

27/10/2021

P = Pits In/Out - C = Lap Time Cancelled

Powered by FICr Perugia Timing



ROGER DUBUIS

