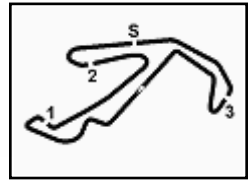




6th ROUND

SARDINIA CIRCUIT

USA



Super Trofeo North America - Analysis Test Session 4

Misano Circuit Sic 58 4.226 m

1 / 5

101 Wayne Taylor Racing (1'34.072)

Lap	Seg.1	Seg.2	Seg.3	Seg.4	Lap Time	km/h	Local Time
Danny Formal							
1							10:05'26.650
2	56.102	25.455	28.570	22.615	2'12.742P	224,1	10:07'39.392
3	25.884	23.534	26.648	25.896	1'41.962	227,4	10:09'21.354
4	25.246	22.314	25.893	21.161	1'34.614	227,4	10:10'55.968
5	25.121	22.600	29.412	24.578	1'41.711	224,5	10:12'37.679
6	25.086	22.288	26.002	21.150	1'34.526	227,8	10:14'12.205
7	25.239	22.281	29.509	3'37.531	4'54.560P	224,1	10:19'06.765
8	52.014	26.884	26.388	21.479	2'06.765P	226,9	10:21'13.530
9	25.099	22.474	27.796	21.958	1'37.327	227,8	10:22'50.857
10	25.017	22.172	25.904	21.099	1'34.192	228,3	10:24'25.049
11	25.094	22.302	25.974	21.182	1'34.552	227,8	10:25'59.601
12	25.140	22.285	28.579	2'50.686	4'06.690P	225,5	10:30'06.291
13	55.500	31.821	30.512	22.866	2'20.699P	219,1	10:32'26.990
14	25.020	22.156	25.941	21.216	1'34.333	227,8	10:34'01.323

Kyle Marcelli

15	26.433	23.193	27.243	1'45.578	3'02.447P	225,5	10:37'03.770
16	46.481	22.622	26.413	21.209	1'56.725P	227,8	10:39'00.495
17	25.164	22.006	26.000	21.246	1'34.416	229,3	10:40'34.911
18	25.163	22.406	25.858	21.187	1'34.614	227,4	10:42'09.525
19	24.993	22.143	25.804	21.132	1'34.072	229,3	10:43'43.597
20	25.223	22.808	27.402	4'00.037	5'15.470P	226,4	10:48'59.067
21	48.003	23.695	26.036	21.157	1'58.891P	228,3	10:50'57.958
22	25.150	22.110	26.003	21.158	1'34.421	228,8	10:52'32.379
23	25.257	22.252	26.163	21.080	1'34.752	229,3	10:54'07.131
24	25.021	22.253	25.892	21.086	1'34.252	229,3	10:55'41.383

103 Wayne Taylor Racing (1'37.190)

Lap	Seg.1	Seg.2	Seg.3	Seg.4	Lap Time	km/h	Local Time
Randy Sellari							
1							10:05'34.090
2	57.487	29.874	37.766	26.480	2'31.607P	207,7	10:08'05.697
3	30.350	25.005	31.207	23.769	1'50.331	223,6	10:09'56.028
4	27.514	23.744	27.886	22.240	1'41.384	225,5	10:11'37.412
5	26.298	23.235	27.117	23.040	1'39.690	225,0	10:13'17.102
6	26.160	50.827	27.351	22.366	2'06.704	225,0	10:15'23.806
7	26.155	23.810	28.131	22.776	1'40.872	225,9	10:17'04.678
8	26.071	23.220	27.163	22.030	1'38.484	226,4	10:18'43.162
9	25.843	23.023	26.792	23.248	1'38.906	226,4	10:20'22.068
10	26.256	23.036	28.465	1'44.616	3'02.373P	223,6	10:23'24.441
11	49.268	24.405	27.804	23.472	2'04.949P	225,0	10:25'29.390
12	26.395	23.198	29.157	22.727	1'41.477	224,1	10:27'10.867
13	26.219	23.347	27.230	22.764	1'39.560	225,9	10:28'50.427
14	25.975	23.220	26.905	22.118	1'38.218	226,4	10:30'28.645
15	26.445	23.314	27.063	21.976	1'38.798	226,9	10:32'07.443
16	25.852	23.130	28.702	56.251	2'13.935	225,9	10:34'21.378
17	26.542	23.439	27.259	22.043	1'39.283	225,5	10:36'00.661
18	25.849	23.362	27.076	22.073	1'38.360	226,4	10:37'39.021
19	25.993	23.014	26.691	21.744	1'37.442	226,4	10:39'16.463
20	25.704	22.903	26.889	21.694	1'37.190	225,9	10:40'53.653
21	25.893	23.060	27.139	21.834	1'37.926	227,4	10:42'31.579
22	26.069	22.854	27.735	21.907	1'38.565	220,4	10:44'10.144

104 MCR Racing (1'37.866)

Lap	Seg.1	Seg.2	Seg.3	Seg.4	Lap Time	km/h	Local Time
Michael Mennella							
1							10:05'47.686
2	1'02.863	27.696	35.222	59.772	3'05.553P	214,7	10:08'53.239
3	1'09.228	25.777	30.600	24.667	2'30.272P	223,1	10:11'23.511
4	27.248	23.456	28.243	22.831	1'41.778	225,9	10:13'05.289
5	26.165	23.054	27.120	22.228	1'38.567	224,5	10:14'43.856

6	26.403	23.097	27.293	22.301	1'39.094	225,5	10:16'22.950
7	27.815	23.100	27.199	22.477	1'40.591	225,0	10:18'03.541
8	26.460	23.156	27.586	13'39.652	14'56.854P	225,9	10:33'00.395
Bart Collins							
9	1'02.087	24.680	30.966	1'35.177	3'32.910P	221,3	10:36'33.305
10	47.518	23.736	28.519	22.793	2'02.566P	224,5	10:38'35.871
11	26.431	23.678	27.884	22.506	1'40.499	224,5	10:40'16.370
12	25.907	23.109	27.066	22.394	1'38.476	225,5	10:41'54.846
13	25.894	23.272	27.246	22.189	1'38.601	225,9	10:43'33.447
14	25.922	23.059	27.014	22.417	1'38.412	225,5	10:45'11.859
15	27.021	23.440	27.227	22.427	1'40.115	226,4	10:46'51.974
16	26.042	23.325	27.013	22.142	1'38.522	225,5	10:48'30.496
17	25.935	22.928	27.706	22.352	1'38.921	226,4	10:50'09.417
18	25.699	24.486	26.872	24.448	1'41.505	226,4	10:51'50.922
19	25.859	22.857	26.799	22.351	1'37.866	226,9	10:53'28.788
20	25.992	23.102	26.817	23.717	1'39.628	226,4	10:55'08.416

106 US RaceTronics (1'34.232)

Lap	Seg.1	Seg.2	Seg.3	Seg.4	Lap Time	km/h	Local Time
Steven Aghakhani							
1							10:05'07.964
2	54.432	25.745	30.967	24.427	2'15.571P	225,5	10:07'23.535
3	27.898	23.930	28.017	22.646	1'42.491	229,3	10:09'06.026
4	26.483	24.282	30.799	22.211	1'43.775	142,3	10:10'49.801
5	28.304	24.266	28.645	38.293	1'59.508P	229,3	10:12'49.309
6	3'41.129	23.672	26.637	21.688	4'53.126P	229,3	10:17'42.435
7	26.025	22.662	28.460	21.736	1'38.883	230,3	10:19'21.318
8	25.665	22.598	26.460	21.463	1'36.186	228,8	10:20'57.504
9	25.271	22.422	26.118	21.024	1'34.835	229,8	10:22'32.339
10	25.071	22.110	25.964	21.087	1'34.232	229,3	10:24'06.571
11	25.078	22.461	26.017	21.061	1'34.617	230,3	10:25'41.188
12	25.147	23.002	32.170	23.585	1'43.904	189,5	10:27'25.092
13	25.109	22.090	26.057	38.257	1'51.513P	230,8	10:29'16.605
14	2'40.823	23.235	27.178	22.043	3'53.279P	227,8	10:33'09.884
15	25.975	22.466	26.839	22.026	1'37.306	230,8	10:34'47.190
16	25.530	22.381	26.169	21.270	1'35.350	230,3	10:36'22.540
17	25.230	22.261	25.926	21.329	1'34.746	230,3	10:37'57.286
18	25.455	22.179	26.088	3'28.845	4'42.567P	230,3	10:42'39.853
19	53.641	31.907	36.722	25.578	2'27.848P	135,0	10:45'07.701
20	29.638	28.549	33.199	23.068	1'54.454	185,2	10:47'02.155
21	25.511	22.225	26.082	22.465	1'36.283	230,3	10:48'38.438
22	25.020	22.294	25.856	21.236	1'34.406	230,8	10:50'12.844
23	25.742	22.971	25.969	21.833	1'36.515	230,8	10:51'49.359
24	25.312	22.000	26.145	20.972	1'34.429	229,8	10:53'23.788
25	25.321	22.086	25.963	20.994	1'34.364	230,3	10:54'58.152
26	25.133	21.995	26.642	23.008	1'36.778	230,3	10:56'34.930

108 US RaceTronics (1'34.459)

Lap	Seg.1	Seg.2	Seg.3	Seg.4	Lap Time	km/h	Local Time
Patrick Liddy							
1							10:05'11.606
2	56.310	30.821	36.402	27.902	2'31.435P	172,0	10:07'43.041
3	31.006	28.537	31.748	24.579	1'55.870	217,3	10:09'38.911
4	28.672	28.600	33.694	4'31.521	6'02.487P	190,5	10:15'41.398
5	55.325	24.077	28.021	22.154	2'09.577P	226,9	10:17'50.975
6	25.318	22.493	25.888	21.252	1'34.951	228,8	10:19'25.926
7	25.283	23.271	27.261	22.470	1'38.285	227,4	10:21'04.211
8	25.153	22.273	25.820	21.213	1'34.459	229,3	10:22'38.670
9	25.181	22.427	26.052	21.187	1'34.847	228,8	10:24'13.517
Mel Johnson							
10	25.242	22.524	26.088	3'33.983	4'47.837P	228,8	10:29'01.354
11	1'08.192	29.157	34.539	25.427	2'37.315P	209,3	10:31'38.669
12	29.207	24.400	28.393	23.270	1'45.270	226,9	10:33'23.939

27/10/2021

P = Pits In/Out - C = Lap Time Cancelled

Powered by FICr Perugia Timing



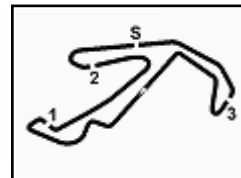
ROGER DUBUIS





6th ROUND

USA



Super Trofeo North America - Analysis Test Session 4

Misano Circuit Sic 58 4.226 m

2 / 5

Table with 14 columns: Driver, Seg.1, Seg.2, Seg.3, Seg.4, Lap Time, km/h, Local Time. Includes drivers like Dario Capitanio and Luke Berkeley.

116 Change Racing (1'34.106)

Table with 8 columns: Lap, Seg.1, Seg.2, Seg.3, Seg.4, Lap Time, km/h, Local Time. Includes drivers Jeroen Mul and Stevan McAleer.

123 Dream Racing Motorsport (1'33.301)

Table with 8 columns: Lap, Seg.1, Seg.2, Seg.3, Seg.4, Lap Time, km/h, Local Time. Includes driver Ashton Harrison.

122 Dream Racing Motorsport (1'33.791)

Table with 8 columns: Lap, Seg.1, Seg.2, Seg.3, Seg.4, Lap Time, km/h, Local Time. Includes driver Dario Capitanio.

125 Wayne Taylor Racing (1'35.501)

Table with 8 columns: Lap, Seg.1, Seg.2, Seg.3, Seg.4, Lap Time, km/h, Local Time. Includes driver Ashton Harrison.

27/10/2021

P = Pits In/Out - C = Lap Time Cancelled

Powered by FICr Perugia Timing



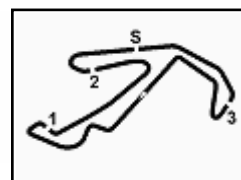
ROGER DUBUIS





6th ROUND

USA



Super Trofeo North America - Analysis Test Session 4

Misano Circuit Sic 58 4.226 m

127 Dream Racing Motorsport (1'33.469)

Lap	Seg.1	Seg.2	Seg.3	Seg.4	Lap Time	km/h	Local Time
Richard Antinucci							
1		25.126	29.596	36.748		226,9	10:07'26.715
2	1'27.942	23.909	27.053	21.191	2'40.095P	228,8	10:10'06.810
3	24.966	22.157	25.843	21.212	1'34.178	230,8	10:11'40.988
4	24.947	22.334	26.093	22.031	1'35.405	230,8	10:13'16.393
5	24.847	22.183	25.696	20.808	1'33.534	230,8	10:14'49.927
6	24.927	21.972	25.731	20.839	1'33.469	230,3	10:16'23.396
7	26.309	22.199	26.127	21.275	1'35.910	229,8	10:17'59.306
8	25.130	22.129	25.870	33.284	1'46.413P	229,8	10:19'45.719
9	7'52.947	22.516	26.632	21.454	9'03.549P	227,4	10:28'49.268
10	25.009	22.048	25.736	21.381	1'34.174	228,8	10:30'23.442
11	24.922	22.053	25.811	20.971	1'33.757	229,3	10:31'57.199
12	25.093	22.204	26.061	20.863	1'34.221	229,3	10:33'31.420
13	25.032	22.195	25.804	20.969	1'34.000	228,8	10:35'05.420
14	25.059	22.121	25.725	20.876	1'33.781	229,3	10:36'39.201
15	24.851	22.072	25.877	21.346	1'34.146	229,3	10:38'13.347
16	24.910	22.013	25.771	20.921	1'33.615	229,3	10:39'46.962
17	24.948	22.159	25.706	20.850	1'33.663	228,8	10:41'20.625
18	25.959	22.877	26.970	34.466	1'50.272P	228,8	10:43'10.897

8	26.753	24.712	27.181	21.944	1'40.590	225,9	10:23'25.488
9	26.353	26.987	28.359	2'59.568	4'21.267P	225,5	10:27'46.755
10	1'01.488	32.235	35.600	28.188	2'37.511P	203,4	10:30'24.266
11	35.215	27.118	30.814	23.653	1'56.800	223,1	10:32'21.066
12	27.091	23.500	27.301	23.865	1'41.757	226,4	10:34'02.823
13	26.945	22.911	27.086	22.041	1'38.983	224,5	10:35'41.806
14	25.603	22.925	26.397	21.784	1'36.709	226,9	10:37'18.515
15	25.742	22.885	26.713	21.728	1'37.068	225,9	10:38'55.583
16	25.713	22.725	26.493	22.038	1'36.969	225,5	10:40'32.552
17	26.139	23.012	28.618	21.872	1'39.641	178,8	10:42'12.193
18	25.698	22.998	26.750	21.863	1'37.309	225,9	10:43'49.502
19	25.932	23.250	26.737	22.055	1'37.974	225,0	10:45'27.476
20	27.542	22.751	26.650	21.749	1'38.692	226,4	10:47'06.168
21	25.747	22.978	26.990	21.712	1'37.427	225,5	10:48'43.595
22	26.055	22.890	26.556	21.665	1'37.166	225,9	10:50'20.761
23	27.537	23.453	27.066	21.714	1'39.770	227,4	10:52'00.531
24	25.846	22.838	26.595	21.790	1'37.069	227,8	10:53'37.600
25	26.313	22.913	26.759	21.772	1'37.757	226,9	10:55'15.357

147 PPM Precision Performance (1'39.939)

Lap	Seg.1	Seg.2	Seg.3	Seg.4	Lap Time	km/h	Local Time
Mark Kvamme							
1		31.468	39.719	27.349		173,9	10:08'22.296
2	31.805	27.775	33.713	25.570	1'58.863	211,4	10:10'21.159
3	30.432	26.407	30.718	25.339	1'52.896	222,7	10:12'14.055
4	28.359	25.647	31.392	24.422	1'49.820	222,7	10:14'03.875
5	28.225	25.191	30.332	24.051	1'47.799	221,3	10:15'51.674
6	27.758	24.959	29.977	23.780	1'46.474	221,8	10:17'38.148
7	27.365	24.456	29.383	24.188	1'45.392	222,7	10:19'23.540
8	27.149	24.643	28.729	23.099	1'43.620	222,2	10:21'07.160
9	28.141	24.107	29.241	23.654	1'45.143	222,7	10:22'52.303
10	26.849	23.744	28.423	23.368	1'42.384	222,2	10:24'34.687
11	26.967	24.472	28.384	43.963	2'03.786P	222,7	10:26'38.473
12	6'19.224	25.018	29.268	23.539	7'37.049P	223,1	10:34'15.522
13	27.850	24.233	28.767	22.855	1'43.705	220,4	10:35'59.227
14	26.457	24.770	28.161	22.731	1'42.119	221,8	10:37'41.346
15	26.472	24.014	28.889	23.005	1'42.380	222,7	10:39'23.726
16	27.522	23.496	28.140	22.796	1'41.954	223,1	10:41'05.680
17	26.181	23.566	27.713	22.801	1'40.261	223,1	10:42'45.941
18	26.157	23.492	28.159	22.652	1'40.460	226,9	10:44'26.401
19	26.258	23.389	27.295	22.997	1'39.939	224,5	10:46'06.340
20	26.595	23.541	27.695	22.549	1'40.380	225,5	10:47'46.720
21	26.574	23.438	27.922	22.484	1'40.418	223,1	10:49'27.138
22	28.628	23.414	29.406	41.243	2'02.691P	224,5	10:51'29.829

129 Change Racing (1'34.591)

Lap	Seg.1	Seg.2	Seg.3	Seg.4	Lap Time	km/h	Local Time
Victor Gomez							
1		25.636	30.002	23.200		223,6	10:07'20.367
2	26.683	23.512	26.903	21.846	1'38.944	228,3	10:08'59.311
3	25.817	22.732	26.933	21.398	1'36.880	226,9	10:10'36.191
4	25.437	22.634	26.342	22.430	1'36.843	227,4	10:12'13.034
5	25.669	22.410	26.230	21.127	1'35.436	227,8	10:13'48.470
6	25.404	22.381	26.246	21.705	1'35.736	228,3	10:15'24.206
7	26.088	23.633	26.672	21.678	1'38.071	228,3	10:17'02.277
8	25.380	24.296	26.828	21.487	1'37.991	227,8	10:18'40.268
9	25.694	22.714	26.938	21.907	1'37.253	226,9	10:20'17.521
10	25.492	22.381	26.137	21.146	1'35.156	228,8	10:21'52.677
11	25.197	22.256	26.074	21.179	1'34.706	229,3	10:23'27.383
12	25.887	22.817	26.410	38.036	1'53.150P	228,8	10:25'20.533
13	4'48.563	24.013	26.449	21.836	6'00.861P	228,8	10:31'21.394
14	25.380	22.512	26.228	21.290	1'35.410	228,8	10:32'56.804
15	25.233	22.377	26.056	21.277	1'34.943	229,3	10:34'31.747
16	25.197	22.288	26.158	21.131	1'34.774	229,8	10:36'06.521
17	25.337	22.496	26.410	22.022	1'36.265	228,8	10:37'42.786
18	26.354	23.125	27.431	21.816	1'38.726	229,3	10:39'21.512
19	25.152	22.261	25.991	21.246	1'34.650	229,8	10:40'56.162
20	25.678	22.615	26.216	21.562	1'36.071	230,3	10:42'32.233
21	25.821	22.891	26.482	21.353	1'36.547	227,4	10:44'08.780
22	25.269	22.307	25.897	21.194	1'34.667	229,3	10:45'43.447
23	26.606	23.857	26.770	21.577	1'38.810	226,9	10:47'22.257
24	25.202	22.249	26.169	21.302	1'34.922	229,8	10:48'57.179
25	25.239	22.204	26.005	21.143	1'34.591	229,8	10:50'31.770
26	26.902	26.663	29.744	40.303	2'03.612P	226,9	10:52'35.382

151 MCR Racing (1'33.612)

Lap	Seg.1	Seg.2	Seg.3	Seg.4	Lap Time	km/h	Local Time
Claudinei Senhoreti							
1							10:06'11.807
Loris Spinelli							
2	55.018	30.180	31.458	23.696	2'20.352P	173,1	10:08'32.159
3	26.963	23.449	27.632	21.323	1'39.367	223,6	10:10'11.526
4	24.857	22.293	25.676	21.029	1'33.855	229,3	10:11'45.381
5	25.053	22.268	25.684	3'03.679	4'16.684P	230,3	10:16'02.065
6	6'42.756	22.663	25.894	20.959	7'52.272P	227,8	10:23'54.337
7	24.726	22.088	25.656	21.647	1'34.117	229,8	10:25'28.454
8	24.835	22.191	25.707	20.879	1'33.612	230,3	10:27'02.066
Claudinei Senhoreti							
9	27.371	22.334	25.851	1'46.729	3'02.285P	229,8	10:30'04.351
10	54.056	24.610	27.521	22.069	2'08.256P	226,4	10:32'12.607
11	26.661	23.035	27.026	22.003	1'38.725	229,3	10:33'51.332
12	58.315	24.565	27.992	22.050	2'12.922	226,4	10:36'04.254
13	26.055	22.963	27.019	22.240	1'38.277	228,3	10:37'42.531

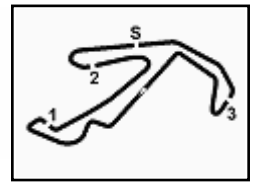
133 US RaceTronics (1'36.709)

Lap	Seg.1	Seg.2	Seg.3	Seg.4	Lap Time	km/h	Local Time
John Hennessy							
1							10:05'39.378
2	1'01.717	39.231	41.250	28.644	2'50.842P	157,4	10:08'30.220
3	34.783	28.577	42.495	29.484	2'15.339	112,0	10:10'45.559
4	38.492	29.825	36.861	3'27.885	5'13.063P	162,2	10:15'58.622
5	1'06.309	26.278	29.689	23.218	2'25.494P	224,5	10:18'24.116
6	27.669	23.278	27.812	22.798	1'41.557	225,0	10:20'05.673
7	26.468	23.417	27.335	22.0			



6th ROUND

USA



Super Trofeo North America - Analysis Test Session 4

Misano Circuit Sic 58 4.226 m

4 / 5

Table with 14 columns: Lap, Seg.1, Seg.2, Seg.3, Seg.4, Lap Time, km/h, Local Time. Rows 14-22 showing driver performance data.

Table for driver 153 Wayne Taylor Racing (1'35.453). Columns: Lap, Seg.1, Seg.2, Seg.3, Seg.4, Lap Time, km/h, Local Time. Driver: Jordan Missig.

Table for driver 199 Change Racing (1'35.030). Columns: Lap, Seg.1, Seg.2, Seg.3, Seg.4, Lap Time, km/h, Local Time. Driver: Alan Metri.

Table for driver 161 MCR Racing (1'33.797). Columns: Lap, Seg.1, Seg.2, Seg.3, Seg.4, Lap Time, km/h, Local Time. Driver: Max Weering.

Table for driver 630 (1'34.193). Columns: Lap, Seg.1, Seg.2, Seg.3, Seg.4, Lap Time, km/h, Local Time. Driver: Davide Valsecchi.

Table for driver 186 US RaceTronics (1'39.262). Columns: Lap, Seg.1, Seg.2, Seg.3, Seg.4, Lap Time, km/h, Local Time. Driver: Jon Hirshberg.

27/10/2021 P = Pits In/Out - C = Lap Time Cancelled

Powered by FICr Perugia Timing



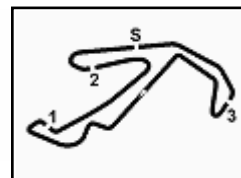
ROGER DUBUIS





6th ROUND

USA



Misano Circuit Sic 58 4.226 m

5 / 5

Super Trofeo North America - Analysis Test Session 4

21	27.195	22.880	27.157	22.089	1'39.321	230,8	10:50'04.736
22	47.729	28.296	29.355	22.427	2'07.807	227,8	10:52'12.543
23	26.515	23.079	26.596	22.015	1'38.205	233,8	10:53'50.748
24	26.561	22.941	26.751	21.841	1'38.094	234,3	10:55'28.842



ROGER DUBUIS

