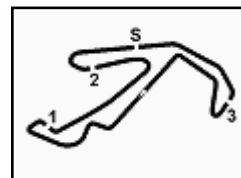




6<sup>th</sup> ROUND

USA



### Super Trofeo North America - Analysis Test Session 3

Misano Circuit Sic 58 4.226 m

1 / 4

#### 101 Wayne Taylor Racing (1'34.063)

Lap	Seg.1	Seg.2	Seg.3	Seg.4	Lap Time	km/h	Local Time
Kyle Marcelli							
1							18:20'23.370
2	51.394	28.653	33.350	26.302	2'19.699P	202,2	18:22'43.069
3	30.382	25.730	30.838	22.659	1'49.609	223,6	18:24'32.678
4	26.083	22.627	29.138	5'42.899	7'00.747P	228,3	18:31'33.425
5	52.839	33.228	38.427	23.308	2'27.802P	135,2	18:34'01.227
6	27.219	28.601	36.363	21.729	1'53.912	156,1	18:35'55.139
7	25.141	22.278	26.224	21.210	1'34.853	<b>229,3</b>	18:37'29.992
8	25.426	<b>21.975</b>	<b>25.747</b>	21.080	1'34.228	228,8	18:39'04.220
9	25.004	22.145	26.066	21.307	1'34.522	<b>229,3</b>	18:40'38.722
10	25.248	22.059	25.861	<b>20.981</b>	1'34.149	<b>229,3</b>	18:42'12.891
11	<b>24.920</b>	22.151	25.881	21.111	<b>1'34.063</b>	<b>229,3</b>	18:43'46.954
Danny Formai							
12	27.282	23.465	26.943	3'31.682	4'49.372P	226,9	18:48'36.326
13	54.127	29.190	26.970	21.608	2'11.895P	225,0	18:50'48.221
14	25.232	22.217	26.083	21.195	1'34.727	226,9	18:52'22.948
15	25.090	22.189	25.990	21.132	1'34.401	227,8	18:53'57.349
16	25.133	22.069	28.650	23.916	1'44.768	224,1	18:55'42.117
17	25.149	22.218	25.940	21.184	1'34.491	226,9	18:57'16.608
18	25.099	25.930	33.476	21.972	1'46.477	192,5	18:59'03.085
19	25.098	22.136	25.877	21.110	1'34.221	227,4	19:00'37.306
20	25.170	22.725	33.675	25.367	1'46.937	188,5	19:02'24.243
21	28.376	31.426	38.083	23.117	2'01.002	159,1	19:04'25.245
22	25.067	26.824	31.097	22.132	1'45.120	191,2	19:06'10.365
23	25.195	22.095	25.802	21.171	1'34.263	228,3	19:07'44.628

#### 103 Wayne Taylor Racing (1'38.844)

Lap	Seg.1	Seg.2	Seg.3	Seg.4	Lap Time	km/h	Local Time
Randy Sellari							
1							18:22'02.874
2	55.454	32.415	37.641	27.220	2'32.730P	202,2	18:24'35.604
3	30.966	27.316	30.222	24.328	1'52.832	223,6	18:26'28.436
4	26.986	23.435	27.540	22.405	1'40.366	225,9	18:28'08.802
5	26.451	23.555	31.571	5'33.511	6'55.088P	225,9	18:35'03.890
6	53.785	29.484	35.678	25.801	2'24.748P	201,5	18:37'28.638
7	31.278	24.967	30.540	24.097	1'50.882	224,5	18:39'19.520
8	26.685	23.566	27.352	21.964	1'39.557	225,9	18:40'59.077
9	26.697	23.168	27.652	24.574	1'42.091	226,4	18:42'41.168
10	26.326	23.065	28.336	22.372	1'40.099	225,9	18:44'21.267
11	26.305	23.072	27.509	22.442	1'39.328	226,4	18:46'00.595
12	26.429	23.213	<b>27.018</b>	22.288	1'38.948	226,9	18:47'39.543
13	26.208	23.683	27.230	2'21.091	3'38.212P	<b>227,4</b>	18:51'17.755
14	49.557	23.992	27.608	22.527	2'03.684P	225,0	18:53'21.439
15	26.559	23.153	27.179	<b>21.953</b>	<b>1'38.844</b>	226,4	18:55'00.283
16	26.633	<b>23.008</b>	27.372	22.193	1'39.206	226,4	18:56'39.489

#### 104 MCR Racing (1'39.822)

Lap	Seg.1	Seg.2	Seg.3	Seg.4	Lap Time	km/h	Local Time
Michael Mennella							
1							18:53'19.400
2	57.091	29.401	32.334	27.664	2'26.490P	219,1	18:55'45.890
3	33.741	26.129	30.568	26.264	1'56.702	223,1	18:57'42.592
4	31.147	24.702	31.162	24.670	1'51.681	221,3	18:59'34.273
Bart Collins							
5	31.038	25.863	31.071	4'33.838	6'01.810P	222,2	19:05'36.083
6	49.213	24.277	30.731	23.315	2'07.536P	222,7	19:07'43.619
7	29.387	25.381	27.912	22.692	1'45.372	224,1	19:09'28.991
8	26.113	24.044	27.673	23.185	1'41.015	<b>226,4</b>	19:11'10.006
9	26.143	23.631	27.660	22.895	1'40.329	<b>226,4</b>	19:12'50.335
10	26.289	23.846	27.338	<b>22.632</b>	1'40.105	<b>226,4</b>	19:14'30.440
11	26.674	25.745	28.010	22.677	1'43.106	225,0	19:16'13.546

12 **25.888** 23.901 27.276 22.757 **1'39.822** **226,4** 19:17'53.368

#### 106 US RaceTronics (1'35.182)

Lap	Seg.1	Seg.2	Seg.3	Seg.4	Lap Time	km/h	Local Time
Steven Aghakhani							
1							18:56'40.578
2	59.307	36.683	38.816	1'33.648	3'48.454P	165,4	19:00'29.032
3	52.816	27.418	31.462	24.877	2'16.573P	215,6	19:02'45.605
4	28.665	23.626	28.685	2'52.428	4'13.404P	227,8	19:06'59.009
5	57.217	32.745	33.195	27.180	2'30.337P	200,0	19:09'29.346
6	31.935	27.916	29.214	23.073	1'52.138	226,4	19:11'21.484
7	27.987	22.822	27.199	22.403	1'40.411	229,8	19:13'01.895
8	26.954	22.976	26.314	22.088	1'38.332	230,8	19:14'40.227
9	25.917	22.352	26.195	21.383	1'35.847	230,3	19:16'16.074
10	27.157	27.813	38.338	23.305	1'56.613	157,4	19:18'12.687
11	<b>25.579</b>	22.427	26.367	21.801	1'36.174	230,8	19:19'48.861
12	25.832	<b>22.141</b>	<b>26.004</b>	<b>21.205</b>	<b>1'35.182</b>	<b>231,3</b>	19:21'24.043

#### 108 US RaceTronics (1'35.132)

Lap	Seg.1	Seg.2	Seg.3	Seg.4	Lap Time	km/h	Local Time
Patrick Liddy							
1							18:20'25.668
2	55.252	30.559	34.298	25.789	2'25.898P	163,1	18:22'51.566
3	30.657	24.946	29.263	23.534	1'48.400	227,8	18:24'39.966
4	27.506	24.240	29.185	23.191	1'44.122	227,8	18:26'24.088
5	30.225	29.200	33.527	1'28.010	3'00.962P	198,9	18:29'25.050
6	49.667	27.985	31.488	22.028	2'11.168P	186,5	18:31'36.218
7	25.330	22.633	26.271	<b>21.407</b>	1'35.641	228,3	18:33'11.859
8	25.331	<b>22.332</b>	<b>25.935</b>	21.534	<b>1'35.132</b>	230,3	18:34'46.991
9	26.671	25.276	30.510	5'18.558	6'41.015P	189,8	18:41'28.006
10	47.895	23.579	26.375	22.848	2'00.697P	228,8	18:43'28.703
11	25.481	22.631	25.991	21.481	1'35.584	230,3	18:45'04.287

#### 116 Change Racing (1'34.120)

Lap	Seg.1	Seg.2	Seg.3	Seg.4	Lap Time	km/h	Local Time
Jeroen Mul							
1							18:22'25.120
2	27.167	23.526	27.222	21.943	1'39.858	223,6	18:24'04.978
3	25.600	22.401	25.895	21.298	1'35.194	226,9	18:25'40.172
4	<b>24.861</b>	22.952	26.506	21.626	1'35.945	227,4	18:27'16.117
5	25.076	22.348	25.866	21.376	1'34.666	227,8	18:28'50.783
6	24.912	22.241	<b>25.769</b>	21.198	<b>1'34.120</b>	227,8	18:30'24.903
7	27.812	24.036	28.299	38.164	1'58.311P	226,4	18:32'23.214
Stevan McAleer							
8	2'40.198	25.349	27.147	22.062	3'54.756P	225,0	18:36'17.970
9	25.359	22.542	26.384	21.457	1'35.742	226,4	18:37'53.712
10	25.040	22.436	26.146	21.391	1'35.013	226,4	18:39'28.725
11	24.997	22.440	26.178	21.164	1'34.779	226,9	18:41'03.504
12	25.019	22.244	26.370	22.603	1'36.236	227,8	18:42'39.740
13	26.063	23.374	27.096	23.010	1'39.543	225,5	18:44'19.283
14	25.201	22.615	26.286	21.473	1'35.575	227,8	18:45'54.858
15	24.992	22.655	27.637	21.504	1'36.788	225,9	18:47'31.646
16	25.008	<b>22.142</b>	25.934	<b>21.073</b>	1'34.157	<b>228,3</b>	18:49'05.803
17	25.314	22.459	26.181	21.255	1'35.209	227,8	18:50'41.012
18	25.028	24.221	27.127	23.814	1'40.190	223,6	18:52'21.202
19	25.031	22.196	25.802	21.224	1'34.253	<b>228,3</b>	18:53'55.455
20	25.909	22.637	26.036	21.136	1'35.718	227,8	18:55'31.173
21	25.088	22.202	25.885	21.206	1'34.381	<b>228,3</b>	18:57'05.554
22	26.272	22.487	26.183	42.843	1'57.785P	<b>228,3</b>	18:59'03.339

#### 122 Dream Racing Motorsport (1'33.730)

Lap	Seg.1	Seg.2	Seg.3	Seg.4	Lap Time	km/h	Local Time
-----	-------	-------	-------	-------	----------	------	------------

26/10/2021 P = Pits In/Out - C = Lap Time Cancelled

Powered by FICr Perugia Timing



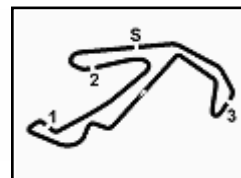
ROGER DUBUIS





6th ROUND

USA



Super Trofeo North America - Analysis Test Session 3

Misano Circuit Sic 58 4.226 m

2 / 4

Main race results table for 133 US RaceTronics (1'37.859) featuring drivers like Dario Capitanio, Edoardo Liberati, and John Hennessy.

125 Wayne Taylor Racing (1'36.096)

Results table for 125 Wayne Taylor Racing (1'36.096) featuring driver Ashton Harrison.

133 US RaceTronics (1'37.859)

Results table for 133 US RaceTronics (1'37.859) featuring driver John Hennessy.

129 Change Racing (1'34.714)

Results table for 129 Change Racing (1'34.714) featuring driver Victor Gomez.

146 PPM Precision Performance (1'34.768)

Results table for 146 PPM Precision Performance (1'34.768) featuring driver Brandon Gdovic.

26/10/2021 P = Pits In/Out - C = Lap Time Cancelled

Powered by FICr Perugia Timing



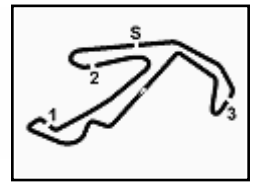
ROGER DUBUIS





6th ROUND

USA



Super Trofeo North America - Analysis Test Session 3

Misano Circuit Sic 58 4.226 m

3 / 4

Table with 13 columns (Lap, Seg.1-4, Lap Time, km/h, Local Time) and 13 rows of driver data.

147 PPM Precision Performance (1'38.682)

Table for driver Terry Olson with columns: Lap, Seg.1-4, Lap Time, km/h, Local Time.

161 MCR Racing (1'34.156)

Table for driver Max Weering with columns: Lap, Seg.1-4, Lap Time, km/h, Local Time.

151 MCR Racing (1'37.498)

Table for driver Claudinei Senhoret with columns: Lap, Seg.1-4, Lap Time, km/h, Local Time.

186 US RaceTronics (1'49.337)

Table for driver Jon Hirshberg with columns: Lap, Seg.1-4, Lap Time, km/h, Local Time.

153 Wayne Taylor Racing (1'35.507)

Table for driver Jordan Missig with columns: Lap, Seg.1-4, Lap Time, km/h, Local Time.

199 Change Racing (1'36.132)

Table for driver Alan Metni with columns: Lap, Seg.1-4, Lap Time, km/h, Local Time.

26/10/2021 P = Pits In/Out - C = Lap Time Cancelled

Powered by FICr Perugia Timing



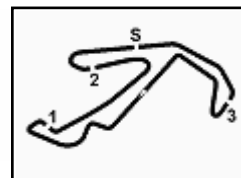
ROGER DUBUIS





6<sup>th</sup> ROUND

USA



### Super Trofeo North America - Analysis Test Session 3

Misano Circuit Sic 58 4.226 m

4 / 4

2	27.974	23.250	27.580	22.648	1'41.452	226,4	18:24'08.983
3	26.473	23.339	27.997	22.094	1'39.903	225,9	18:25'48.886
4	25.860	22.941	26.919	22.143	1'37.863	225,9	18:27'26.749
5	26.076	22.920	26.732	21.652	1'37.380	227,4	18:29'04.129
6	26.362	24.091	27.279	56.430	2'14.162P	225,5	18:31'18.291
7	2'12.529	25.507	27.629	22.268	3'27.933P	224,5	18:34'46.224
8	26.142	22.898	27.965	22.283	1'39.288	225,9	18:36'25.512
9	26.308	22.974	27.063	23.094	1'39.439	226,9	18:38'04.951
10	26.102	22.690	26.763	50.454	2'06.009P	227,8	18:40'10.960
11	6'58.498	28.271	31.044	24.930	8'22.743P	221,8	18:48'33.703
12	28.820	23.861	30.059	52.793	2'15.533P	225,0	18:50'49.236
13	5'31.780	26.521	30.530	25.173	6'54.004P	224,5	18:57'43.240
14	27.573	23.023	26.983	24.753	1'42.332	225,9	18:59'25.572
15	26.282	26.136	33.530	51.700	2'17.648P	198,2	19:01'43.220
16	6'27.475	28.586	31.828	24.796	7'52.685P	216,0	19:09'35.905
17	27.383	23.508	26.717	22.143	1'39.751	226,4	19:11'15.656
18	<b>25.591</b>	22.715	26.362	21.694	1'36.362	227,4	19:12'52.018
19	37.800	33.488	43.892	32.188	2'27.368	150,6	19:15'19.386
20	25.893	<b>22.426</b>	<b>26.197</b>	<b>21.616</b>	<b>1'36.132</b>	<b>228,3</b>	19:16'55.518
21	33.518	29.570	34.247	49.682	2'27.017P	181,2	19:19'22.535

#### 630 (1'35.759)

Lap	Seg.1	Seg.2	Seg.3	Seg.4	Lap Time	km/h	Local Time
Guido Meda							
1							18:28'47.469
2	55.340	29.408	30.979	1'46.193	3'41.920P	223,6	18:32'29.389
3	50.656	25.332	33.558	1'46.120	3'35.666P	220,0	18:36'05.055
4	50.857	25.484	28.938	1'47.383	3'32.662P	228,3	18:39'37.717
5	51.158	24.874	28.527	1'43.226	3'27.785P	228,8	18:43'05.502
6	50.358	24.173	27.317	8'54.154	10'36.002P	229,3	18:53'41.504
7	53.461	24.700	28.135	22.302	2'08.598P	227,8	18:55'50.102
8	26.564	23.010	26.888	21.882	1'38.344	229,8	18:57'28.446
9	26.696	23.087	26.843	22.102	1'38.728	227,8	18:59'07.174
10	27.456	24.677	26.784	25.864	1'44.781	230,8	19:00'51.955
11	<b>25.582</b>	<b>22.497</b>	26.083	21.663	1'35.825	231,3	19:02'27.780
12	25.596	22.654	<b>26.027</b>	<b>21.482</b>	<b>1'35.759</b>	<b>231,8</b>	19:04'03.539
13	31.179	28.617	29.912	2'35.778	4'05.486P	229,3	19:08'09.025
14	50.959	24.110	27.863	22.662	2'05.594P	226,4	19:10'14.619
15	26.846	22.952	26.786	22.111	1'38.695	229,8	19:11'53.314
16	26.544	23.012	27.362	22.526	1'39.444	229,3	19:13'32.758
17	26.735	22.830	26.919	23.082	1'39.566	230,8	19:15'12.324
18	26.622	23.046	27.301	22.589	1'39.558	230,8	19:16'51.882
19	26.326	22.616	27.170	22.284	1'38.396	227,8	19:18'30.278
20	26.330	22.917	26.681	22.316	1'38.244	229,3	19:20'08.522

26/10/2021

P = Pits In/Out - C = Lap Time Cancelled

Powered by FICr Perugia Timing



ROGER DUBUIS

