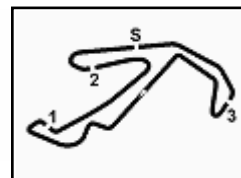




6th ROUND

USA



Super Trofeo North America - Analysis Test Session 1

Misano Circuit Sic 58 4.226 m

1 / 4

101 Wayne Taylor Racing (1'34.693)

Table with columns: Lap, Seg.1, Seg.2, Seg.3, Seg.4, Lap Time, km/h, Local Time. Driver: Danny Formel. Data for laps 1-27.

Table with columns: Lap, Seg.1, Seg.2, Seg.3, Seg.4, Lap Time, km/h, Local Time. Driver: Steven Aghakhani. Data for laps 9-25.

106 US RaceTronics (1'34.039)

Table with columns: Lap, Seg.1, Seg.2, Seg.3, Seg.4, Lap Time, km/h, Local Time. Driver: Steven Aghakhani. Data for laps 1-11.

103 Wayne Taylor Racing (1'38.538)

Table with columns: Lap, Seg.1, Seg.2, Seg.3, Seg.4, Lap Time, km/h, Local Time. Driver: Randy Sellari. Data for laps 1-17.

Table with columns: Lap, Seg.1, Seg.2, Seg.3, Seg.4, Lap Time, km/h, Local Time. Driver: Jacob Eidson. Data for laps 12-19.

108 US RaceTronics (1'34.673)

Table with columns: Lap, Seg.1, Seg.2, Seg.3, Seg.4, Lap Time, km/h, Local Time. Driver: Mel Johnson. Data for laps 1-17.

104 MCR Racing (1'40.140)

Table with columns: Lap, Seg.1, Seg.2, Seg.3, Seg.4, Lap Time, km/h, Local Time. Driver: Michael Mennella. Data for laps 1-8.

26/10/2021 P = Pits In/Out - C = Lap Time Cancelled

Powered by FICr Perugia Timing



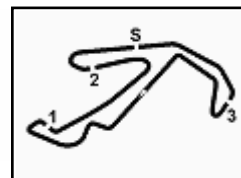
ROGER DUBUIS





6<sup>th</sup> ROUND

USA



### Super Trofeo North America - Analysis Test Session 1

Misano Circuit Sic 58 4.226 m

2 / 4

18	26.114	22.804	27.240	21.904	1'38.062	228,8	14:19'10.090
Patrick Liddy							
19	26.423	24.520	32.148	6'41.562	8'04.653P	226,9	14:27'14.743
20	47.812	23.229	26.990	21.730	1'59.761P	227,4	14:29'14.504
21	25.469	22.642	26.345	21.555	1'36.011	228,3	14:30'50.515
22	25.501	22.675	26.163	21.397	1'35.736	229,3	14:32'26.251
23	25.435	22.373	26.140	21.440	1'35.388	<b>230,3</b>	14:34'01.639
24	26.416	25.596	28.339	21.910	1'42.261	214,7	14:35'43.900
25	25.237	<b>22.342</b>	25.951	<b>21.186</b>	1'34.716	<b>230,3</b>	14:37'18.616
26	25.176	23.315	26.964	21.779	1'37.234	222,2	14:38'55.850
27	<b>25.152</b>	22.436	<b>25.837</b>	21.248	<b>1'34.673</b>	<b>230,3</b>	14:40'30.523

125 Wayne Taylor Racing (1'36.963)							
Lap	Seg.1	Seg.2	Seg.3	Seg.4	Lap Time	km/h	Local Time
Ashton Harrison							
1							13:40'19.240
2					2'37.666P		13:42'56.906
3					1'53.954		13:44'50.860
4			29.239	2'19.121	3'42.382P	223,6	13:48'33.242
5	47.348	24.180	28.304	22.630	2'02.462P	223,6	13:50'35.704
6	26.650	23.425	27.733	22.361	1'40.169	223,6	13:52'15.873
7	25.780	23.007	26.978	22.005	1'37.770	224,5	13:53'53.643
8	<b>25.711</b>	22.975	27.339	22.214	1'38.239	225,0	13:55'31.882
9	26.047	23.970	27.282	22.314	1'39.613	224,5	13:57'11.495
10	26.076	23.212	27.744	22.486	1'39.518	224,1	13:58'51.013
11	26.249	22.907	27.272	22.379	1'38.807	223,6	14:00'29.820
12	26.339	23.534	26.984	5'33.482	6'50.339P	225,0	14:07'20.159
13	47.076	23.577	30.619	24.295	2'05.567P	185,2	14:09'25.726
14	26.629	23.768	27.916	23.250	1'41.563	223,1	14:11'07.289
15	26.991	23.682	27.039	22.657	1'40.369	224,1	14:12'47.658
16	26.414	23.138	26.699	22.412	1'38.663	224,1	14:14'26.321
17	26.137	23.001	26.561	<b>21.885</b>	1'37.584	225,9	14:16'03.905
18	26.024	<b>22.850</b>	26.580	21.956	1'37.410	225,0	14:17'41.315
19	26.180	23.015	26.700	22.097	1'37.992	224,5	14:19'19.307
20	25.975	23.140	27.702	22.223	1'39.040	225,9	14:20'58.347
21	28.071	33.678	42.377	6'44.210	8'28.336P	151,9	14:29'26.683
22	47.189	23.953	27.033	22.254	2'00.429P	223,6	14:31'27.112
23	25.856	23.079	26.417	22.027	1'37.379	225,0	14:33'04.491
24	25.817	22.855	<b>26.401</b>	21.890	<b>1'36.963</b>	<b>226,4</b>	14:34'41.454
25	25.792	22.972	26.747	22.025	1'37.536	225,5	14:36'18.990
26	25.946	23.083	26.777	22.380	1'38.186	225,0	14:37'57.176
27	26.042	22.971	26.900	23.240	1'39.153	225,5	14:39'36.329

116 Change Racing (1'34.871)							
Lap	Seg.1	Seg.2	Seg.3	Seg.4	Lap Time	km/h	Local Time
Stevan McAleer							
1		28.214	34.754	40.682		172,2	13:48'28.577
Jeroen Mul							
2	1'04.834	24.776	28.395	23.095	2'21.100P	224,5	13:50'49.677
3	27.218	23.804	29.116	37.336	1'57.474P	226,4	13:52'47.151
4	2'25.144	23.225	26.718	21.784	3'36.871P	225,9	13:56'24.022
5	25.560	22.464	26.054	21.460	1'35.538	<b>227,4</b>	13:57'59.560
6	25.335	22.267	26.098	21.522	1'35.222	225,9	13:59'34.782
7	25.233	22.617	26.041	21.456	1'35.347	<b>227,4</b>	14:01'10.129
8	25.745	22.414	26.091	21.564	1'35.814	<b>227,4</b>	14:02'45.943
9	25.333	22.512	25.994	21.281	1'35.120	226,9	14:04'21.063
10	<b>25.139</b>	22.495	<b>25.892</b>	21.345	<b>1'34.871</b>	<b>227,4</b>	14:05'55.934
11	26.153	22.345	25.937	<b>21.211</b>	1'35.646	<b>227,4</b>	14:07'31.580
12	25.227	<b>22.195</b>			2'29.338P	226,9	14:10'00.918
Stevan McAleer							
13	22'08.722	25.606	34.001	24.597	23'32.926P	134,7	14:33'33.844
14	26.801	23.290	27.775	22.294	1'40.160	225,9	14:35'14.004
15	25.874	22.811	27.013	21.817	1'37.515	226,4	14:36'51.519
16	25.463	22.608	26.919	21.789	1'36.779	225,5	14:38'28.298
17	25.274	22.612	26.397	21.455	1'35.738	226,4	14:40'04.036

127 Dream Racing Motorsport (1'33.368)							
Lap	Seg.1	Seg.2	Seg.3	Seg.4	Lap Time	km/h	Local Time
Richard Antinucci							
1			28.566	32.926	38.728	218,2	13:42'30.995
2	3'12.352	25.622	29.448	23.068	4'30.490P	226,4	13:47'01.485
3	27.058	23.091	27.275	21.981	1'39.405	228,8	13:48'40.890
4	26.329	22.577	26.433	21.608	1'36.947	229,8	13:50'17.837
5	25.373	23.257	26.536	21.325	1'36.491	230,3	13:51'54.328
6	25.377	22.282	26.196	21.310	1'35.165	230,3	13:53'29.493
7	25.274	22.116	26.586	22.399	1'36.375	<b>230,8</b>	13:55'05.868
8	25.204	22.099	26.394	24.206	1'47.903P	230,3	13:56'53.771
9	6'36.105	22.669	26.457	21.241	7'46.472P	227,8	14:04'40.243
10	25.562	22.405	25.967	21.195	1'35.129	230,3	14:06'15.372
11	25.024	22.039	25.812	21.012	1'33.887	230,3	14:07'49.259
12	26.146	22.164	27.255	38.065	1'53.630P	230,3	14:09'42.889
13	9'42.625	28.166	30.097	23.902	11'04.790P	220,9	14:20'47.679
14	28.933	26.353	33.149	39.891	2'08.326CP	185,2	14:22'56.005
15	5'13.353	23.327	26.402	21.246	6'24.328P	228,8	14:29'20.333
16	24.913	22.006	<b>25.687</b>	20.883	1'33.489	230,3	14:30'53.822
17	<b>24.870</b>	21.973	25.726	<b>20.799</b>	<b>1'33.368</b>	230,3	14:32'27.190
18	27.702	27.321	30.859	21.695	1'47.577	216,9	14:34'14.767
19	25.021	<b>21.927</b>	25.908	24.035	1'36.891	<b>230,8</b>	14:35'51.658
20	25.384	24.561	26.672	21.014	1'37.631	229,3	14:37'29.289
21	24.915	21.972	25.745	20.950	1'33.582	<b>230,8</b>	14:39'02.871
22	25.432	22.076	25.755	34.326	1'47.589P	<b>230,8</b>	14:40'50.460

122 Dream Racing Motorsport (1'34.456)							
Lap	Seg.1	Seg.2	Seg.3	Seg.4	Lap Time	km/h	Local Time
Edoardo Liberati							
1		29.517	32.009	39.805		213,0	13:42'38.331
2	3'36.254	24.170	31.981	23.837	4'56.242P	177,3	13:47'34.573
3	25.773	22.437	26.348	22.004	1'36.562	229,3	13:49'11.135
4	27.275	23.228	26.490	22.455	1'39.448	229,8	13:50'50.583
5	25.630	22.271	26.065	21.405	1'35.371	229,3	13:52'25.954
6	25.346	22.182	26.051	21.344	1'34.923	229,3	13:54'00.877
7	26.422	23.047	28.666	39.785	1'57.920P	228,8	13:55'58.797
8	5'57.035	23.063	29.204	22.929	7'12.231P	216,4	14:03'11.028
9	25.709	22.622	26.088	21.307	1'35.726	229,3	14:04'46.754
10	25.488	<b>22.109</b>	25.965	21.190	1'34.752	228,8	14:06'21.506
11	25.562	25.072	29.359	21.848	1'41.841	221,3	14:08'03.347
12	25.234	22.182	25.995	<b>21.045</b>	<b>1'34.456</b>	230,3	14:09'37.803
13	<b>25.121</b>	22.125	26.037	21.235	1'34.518	229,8	14:11'12.321
14	27.365	23.524	28.185	36.899	1'55.973P	228,8	14:13'08.294
15	6'48.905	28.879	31.979	42.554	8'32.317CP	217,7	14:21'40.611
16	6'36.060	24.080	28.371	22.621	7'51.132P	226,4	14:29'31.743
Dario Capitanio							
17	26.106	22.658	26.464	21.969	1'37.197	229,3	14:31'08.940
18	25.456	23.027	26.359	21.776	1'36.618	228,8	14:32'45.558
19	25.286	22.592	26.063	21.457	1'35.398	229,8	14:34'20.956
20	25.163	22.588	26.572	21.523	1'35.846	230,3	14:35'56.802
21	25.744	22.692	26.129	21.448	1'36.013	<b>230,8</b>	14:37'32.815
22	25.263	22.613	25.943	21.283	1'35.102	230,3	14:39'07.917
23	25.274	22.362	<b>25.748</b>	21.335	1'34.719	<b>230,8</b>	14:40'42.636

129 Change Racing (1'36.745)							
Lap	Seg.1	Seg.2	Seg.3	Seg.4	Lap Time	km/h	Local Time
Victor Gomez							
1			29.782	34.881	26.025	219,1	13:47'16.451
2	30.808	27.669	30.848	24.333	1'53.658	205,3	13:49'10.109
3	28.783	23.855	28.365	22.821	1'43.824	226,4	13:50'53.933

26/10/2021

P = Pits In/Out - C = Lap Time Cancelled

Powered by FICr Perugia Timing



ROGER DUBUIS

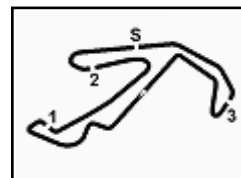






# 6<sup>th</sup> ROUND

USA



## Super Trofeo North America - Analysis Test Session 1

Misano Circuit Sic 58.4.226 m

4 / 4

11	26.319	23.113	27.577	22.480	1'39.489	228,8	14:01'35.310
12	26.258	23.193	27.200	22.178	1'38.829	227,4	14:03'14.139
13	26.133	23.172	27.600	22.134	1'39.039	229,3	14:04'53.178
14	26.342	23.172	27.395	22.286	1'39.195	228,3	14:06'32.373
15	26.591	23.104	27.474	22.135	1'39.304	225,5	14:08'11.677
16	27.179	23.120	27.551	18'48.933	20'06.783P	225,5	14:28'18.460
17	52.454	24.937	29.634	53.958	2'40.983P	223,6	14:30'59.443
18	49.007	23.745	27.447	22.186	2'02.385P	226,9	14:33'01.828
19	26.496	22.866	26.858	22.163	1'38.383	227,8	14:34'40.211
20	26.054	22.777	26.811	21.994	1'37.636	228,8	14:36'17.847
21	26.363	22.976	26.910	22.116	1'38.365	227,8	14:37'56.212
22	26.081	22.817	26.976	23.919	1'39.793	228,8	14:39'36.005

186 Hirshberg (1'50.035)							
Lap	Seg.1	Seg.2	Seg.3	Seg.4	Lap Time	km/h	Local Time
Jon Hirshberg							
1							13:40'28.378
2	1'05.690	37.043	44.092	31.987	2'58.812P	170,1	13:43'27.190
3	38.647	30.997	40.559	30.373	2'20.576	210,9	13:45'47.766
4	37.399	29.528	37.467	29.661	2'14.055	214,3	13:48'01.821
5	33.469	27.481	36.240	27.782	2'04.972	213,4	13:50'06.793
6	33.744	27.808	34.412	4'50.638	6'26.602P	219,1	13:56'33.395
7	53.805	29.214	36.503	28.156	2'27.678P	213,4	13:59'01.073
8	34.184	27.284	35.720	27.548	2'04.736	211,8	14:01'05.809
9	32.546	26.370	34.831	27.127	2'00.874	218,2	14:03'06.683
10	31.501	27.647	33.765	26.169	1'59.082	220,9	14:05'05.765
11	33.065	27.751	33.441	27.122	2'01.379	220,4	14:07'07.144
12	31.628	26.456	34.408	26.065	1'58.557	221,3	14:09'05.701
13	31.045	27.200	33.345	25.840	1'57.430	222,7	14:11'03.131
14	31.727	27.578	34.079	25.469	1'58.853	219,1	14:13'01.984
15	30.515	25.850	32.759	4'12.475	5'41.599P	222,2	14:18'43.583
16	51.196	29.165	33.842	27.282	2'21.485P	219,5	14:21'05.068
17	33.061	29.099	39.566	4'55.586	6'37.312P	181,5	14:27'42.380
18	50.145	28.605	34.340	26.092	2'19.182P	208,1	14:30'01.562
19	32.141	26.623	33.052	26.902	1'58.718	221,3	14:32'00.280
20	30.378	26.410	33.285	27.423	1'57.496	221,3	14:33'57.776
21	31.058	25.938	32.109	26.511	1'55.616	221,8	14:35'53.392
22	30.249	25.853	32.114	<b>24.812</b>	1'53.028	216,9	14:37'46.420
23	<b>29.045</b>	25.030	<b>30.851</b>	25.109	<b>1'50.035</b>	<b>223,6</b>	14:39'36.455
24	29.830	<b>25.014</b>	32.521	24.835	1'52.200	213,0	14:41'28.655

153 Wayne Taylor Racing (1'35.038)							
Lap	Seg.1	Seg.2	Seg.3	Seg.4	Lap Time	km/h	Local Time
Jordan Missig							
1							13:40'33.441
2	1'01.204	31.068	36.819	27.087	2'36.178P	178,2	13:43'09.619
3	31.242	26.744	32.584	25.180	1'55.750	220,4	13:45'05.369
4	28.371	24.357	29.186	3'46.031	5'07.945P	221,8	13:50'13.314
5	48.472	25.208	28.173	22.593	2'04.446P	223,6	13:52'17.760
6	25.793	23.016	26.928	21.698	1'37.435	225,0	13:53'55.195
7	25.729	23.045	26.608	21.722	1'37.104	225,9	13:55'32.299
8	26.257	22.613	26.529	21.657	1'37.056	224,5	13:57'09.355
9	25.692	22.947	27.293	21.581	1'37.513	224,5	13:58'46.868
10	25.897	22.693	26.328	21.614	1'36.532	226,4	14:00'23.400
11	26.438	22.853	27.679	2'50.056	4'07.026P	224,1	14:04'30.426
12	46.965	22.893	26.566	21.392	1'57.816P	225,0	14:06'28.242
13	26.069	22.476	26.396	21.470	1'36.411	225,9	14:08'04.653
14	25.447	22.752	27.589	22.837	1'38.625	225,9	14:09'43.278
15	25.765	22.472	26.719	21.419	1'36.375	226,4	14:11'19.653
16	25.870	22.495	27.635	21.742	1'37.742	225,9	14:12'57.395
17	26.042	22.690	26.612	3'24.707	4'40.051P	225,5	14:17'37.446
18	46.551	22.763	26.795	21.442	1'57.551P	224,5	14:19'34.997
19	25.968	22.930	26.682	21.754	1'37.334C	226,4	14:21'12.331
20	27.629	25.414	39.744	4'53.487	6'26.274P	160,7	14:27'38.605
21	46.844	22.980	26.581	21.602	1'58.007P	225,5	14:29'36.612
22	25.502	22.528	26.395	21.376	1'35.801	226,9	14:31'12.413
23	25.475	22.567	26.137	21.327	1'35.506	<b>227,4</b>	14:32'47.919
24	<b>25.267</b>	22.527	<b>26.022</b>	3'11.732	4'25.548P	<b>227,4</b>	14:37'13.467
25	48.502	24.212	26.382	21.492	2'00.588P	226,4	14:39'14.055
26	25.351	<b>22.326</b>	26.167	<b>21.194</b>	<b>1'35.038</b>	<b>227,4</b>	14:40'49.093

199 Change Racing (1'36.423)							
Lap	Seg.1	Seg.2	Seg.3	Seg.4	Lap Time	km/h	Local Time
Alan Metri							
1							13:45'06.042
2	1'28.025	26.815	32.035	26.458	2'53.333P	222,2	13:47'59.375
3	30.311	25.655	29.984	24.037	1'49.987	224,5	13:49'49.362
4	27.748	24.848	29.542	23.551	1'45.689	225,0	13:51'35.051
5	27.490	24.134	29.770	23.921	1'45.315	224,5	13:53'20.366
6	28.542	23.971	30.082	25.045	1'47.640	224,1	13:55'08.006
7	28.042	23.794	28.822	23.249	1'43.907	225,9	13:56'51.913
8	26.976	23.206	27.768	22.765	1'40.715	225,9	13:58'32.628
9	26.656	23.494	28.024	22.607	1'40.781	225,5	14:00'13.409
10	26.239	23.218	26.919	22.419	1'38.795	225,9	14:01'52.204
11	26.330	22.991	27.217	22.289	1'38.827	225,9	14:03'31.031
12	26.210	23.174	26.948	21.950	1'38.282	225,5	14:05'09.313
13	27.145	23.805	27.214	42.141	2'00.305P	225,9	14:07'09.618
14	3'31.675	23.748	27.095	22.200	4'44.718P	225,0	14:11'54.336
15	26.702	23.118	26.762	22.324	1'38.906	225,5	14:13'33.242
16	26.069	22.921	26.747	22.133	1'37.870	226,4	14:15'11.112
17	26.077	22.803	26.750	21.865	1'37.495	227,4	14:16'48.607
18	25.847	22.756	26.518	21.963	1'37.084	226,4	14:18'25.691
19	26.094	22.940	26.610	22.403	1'38.047	226,9	14:20'03.738
20	26.408	22.804	31.966	50.925	2'12.103CP	226,4	14:22'15.841
21	8'16.472	23.857	27.378	22.980	9'30.687P	224,5	14:31'46.528
22	26.743	23.028	27.458	22.273	1'39.502	225,5	14:33'26.030
23	26.090	22.694	26.364	<b>21.600</b>	1'36.748	227,8	14:35'02.778
24	<b>25.765</b>	22.626	26.410	22.076	1'36.877	<b>228,3</b>	14:36'39.655
25	25.903	22.592	26.291	21.956	1'36.742	<b>228,3</b>	14:38'16.397
26	25.943	<b>22.488</b>	<b>26.262</b>	21.730	<b>1'36.423</b>	227,4	14:39'52.820
27	25.823	22.532	26.567	21.995	1'36.917	225,5	14:41'29.737

161 MCR Racing (1'34.417)							
Lap	Seg.1	Seg.2	Seg.3	Seg.4	Lap Time	km/h	Local Time
Max Weering							
1							13:43'07.073
2	27.866	24.366	28.533	23.000	1'43.765	227,8	13:44'50.838
3	26.027	22.733	27.326	21.510	1'37.596	229,3	13:46'28.434
4	25.381	22.420	26.178	21.166	1'35.145	229,3	13:48'03.579
5	26.433	23.096	25.960	21.246	1'36.735	229,8	13:49'40.314
6	25.671	22.200	25.976	8'56.678	10'10.525P	229,3	13:59'50.839
7	47.173	22.762	26.405	21.453	1'57.793P	227,8	14:01'48.632
8	25.325	22.145	25.892	21.115	1'34.477	229,3	14:03'23.109
9	25.264	22.293	27.156	24.061	1'38.774	<b>230,8</b>	14:05'01.883
10	25.314	22.373	25.947	21.226	1'34.860	230,3	14:06'36.743
11	<b>25.224</b>	22.323	25.923	21.780	1'35.250	229,8	14:08'11.993
12	25.944	22.234	25.965	21.147	1'35.290	229,8	14:09'47.283
13	25.404	22.640	27.939	22'40.755	23'56.738P	227,8	14:33'44.021
14	49.814	23.585	28.184	21.929	2'03.512P	227,8	14:35'47.533
15	25.734	22.340	26.196	21.317	1'35.587	228,8	14:37'23.120
16	25.314	<b>22.112</b>	25.883	<b>21.108</b>	<b>1'34.417</b>	229,8	14:38'57.537

26/10/2021

P = Pits In/Out - C = Lap Time Cancelled

Powered by FICr Perugia Timing



ROGER DUBUIS

