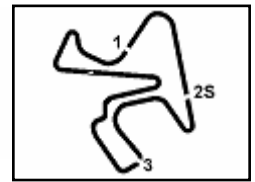




6th ROUND



USA + ASIA - Chronological Analysis Test Session 2 - Wednesday

Jerez 4.428 m

1 / 6

101 Travis H./Wane Taylor Mot. (1'41.068)

Table with columns: Lap, Seg.1, Seg.2, Seg.3, Seg.4, Lap Time, km/h, Local Time. Driver: Sandy Mitchell. Data for laps 1-12.

Mel Johnson

Table with columns: Lap, Seg.1, Seg.2, Seg.3, Seg.4, Lap Time, km/h, Local Time. Driver: Mel Johnson. Data for laps 1-12.

103 Dream Racing Motorsport (1'47.418)

Table with columns: Lap, Seg.1, Seg.2, Seg.3, Seg.4, Lap Time, km/h, Local Time. Driver: Randy Sellari. Data for laps 1-23.

Thomas Lovelady

Table with columns: Lap, Seg.1, Seg.2, Seg.3, Seg.4, Lap Time, km/h, Local Time. Driver: Thomas Lovelady. Data for laps 12-27.

Mel Johnson

Table with columns: Lap, Seg.1, Seg.2, Seg.3, Seg.4, Lap Time, km/h, Local Time. Driver: Mel Johnson. Data for laps 22-27.

109 US RaceTronics (1'41.294)

Table with columns: Lap, Seg.1, Seg.2, Seg.3, Seg.4, Lap Time, km/h, Local Time. Driver: Jacob Eidson. Data for laps 1-10.

Jacob Eidson

Damon Ockey

Table with columns: Lap, Seg.1, Seg.2, Seg.3, Seg.4, Lap Time, km/h, Local Time. Driver: Damon Ockey. Data for laps 9-21.

106 US RaceTronics (1'45.335)

Table with columns: Lap, Seg.1, Seg.2, Seg.3, Seg.4, Lap Time, km/h, Local Time. Driver: Steven Aghahkani. Data for laps 1-11.

122 Dream Racing Motorsport (1'44.803)

Table with columns: Lap, Seg.1, Seg.2, Seg.3, Seg.4, Lap Time, km/h, Local Time. Driver: Justin Price. Data for laps 1-1.

Justin Price

108 GMG Racing (1'44.860)

Table with columns: Lap, Seg.1, Seg.2, Seg.3, Seg.4, Lap Time, km/h, Local Time. Data for lap 1.

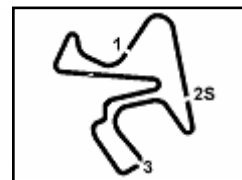
23/10/2019 P = Pits In/Out - C = Lap-Time Cancelled

Powered by FICR PERUGIA TIMING





6th ROUND



USA + ASIA - Chronological Analysis Test Session 2 - Wednesday

Jerez 4.428 m

2 / 6

2	32.146	16.549	34.592	3'30.860	4'54.147P	227,4	10:57'42.171	7	24.410	15.132	28.871	34.415	1'42.828	236,7	11:09'34.709
3	29.500	15.749	30.378	35.643	1'51.270P	230,3	10:59'33.441	8	24.474	15.011	28.806	34.655	1'42.946	237,7	11:11'17.655
4	24.988	15.528	30.026	35.281	1'45.823	231,2	11:01'19.264	9	24.476	15.197	28.990	34.819	1'43.482	234,2	11:13'01.137
5	24.811	15.360	29.689	34.943	1'44.803	233,2	11:03'04.067	10	24.442	15.035	28.910	34.691	1'43.078	237,7	11:14'44.215
6	25.154	15.658	30.520	35.467	1'46.799	231,7	11:04'50.866	11	24.556	15.109	28.917	36.803	1'45.385	236,7	11:16'29.600
7	26.957	16.198	30.268	35.395	1'48.818	233,2	11:06'39.684				Paolo Ruberti				
8	25.298	15.671	30.109	35.584	1'46.662	233,2	11:08'26.346	12	24.779	15.302	29.709	1'54.770	3'04.560P	238,2	11:19'34.160
9	25.291	15.580	31.412	37.623	1'49.906	233,2	11:10'16.252	13	32.322	16.769	34.688	36.434	2'00.213P	137,6	11:21'34.373
10	25.209	15.420	30.170	35.354	1'46.153	233,7	11:12'02.405	14	24.462	15.286	29.043	34.582	1'43.373	234,7	11:23'17.746
11	25.130	15.490	30.090	35.614	1'46.324	234,2	11:13'48.729	15	24.500	15.167	28.999	34.630	1'43.296	235,7	11:25'01.042
12	25.079	15.540	30.111	35.578	1'46.308	233,7	11:15'35.037	16	25.035	16.579	31.505	34.971	1'48.090	197,7	11:26'49.132
13	25.434	15.624	30.011	35.955	1'47.024	234,2	11:17'22.061	17	24.837	15.193	29.017	35.653	1'44.700	236,7	11:28'33.832
14	25.335	15.522	30.383	37.008	1'48.248	233,7	11:19'10.309	18	24.686	15.141	29.010	37.703	1'46.540	236,7	11:30'20.372
15	25.413	15.561	30.151	35.872	1'46.997	234,2	11:20'57.306	19	24.808	15.367	29.105	34.645	1'43.925C	235,7	11:32'04.297
16	25.352	15.505	30.230	36.146	1'47.233	234,2	11:22'44.539								
17	26.312	15.671	30.322	35.817	1'48.122	232,7	11:24'32.661								

129 Change Racing

Lap	Seg.1	Seg.2	Seg.3	Seg.4	Lap Time	km/h	Local Time
Chad Reed							
18	25.312	15.382	30.050	1'50.017	3'00.761P	234,2	11:27'33.422
19	29.167	15.476	30.180	35.612	1'50.435P	234,2	11:29'23.857
20	25.126	15.476	29.739	35.918	1'46.259	234,7	11:31'10.116
21	25.028	15.425	35.847	4'07.137	5'23.437P	234,2	11:36'33.553
22	30.517	16.996	31.338	35.813	1'54.664P	224,6	11:38'28.217
23	25.980	16.154	31.359	35.397	1'48.890	230,7	11:40'17.107
24	25.862	15.799	29.570	35.852	1'47.083	233,7	11:42'04.190
25	24.976	15.483	29.840	35.263	1'45.562	235,7	11:43'49.752
26	24.802	15.270	29.587	2'00.632	3'10.291P	235,1	11:47'00.043
Corey Lewis							
1	39.866	23.644	41.138	47.425	2'32.073P	130,2	10:53'11.390
2	35.163	16.236	35.019	6'12.705	7'39.123P	230,7	11:00'50.513
3	36.822	17.098	37.587	42.044	2'13.551P	164,0	11:03'04.064
4	27.003	15.469	32.864	6'10.667	7'26.003P	232,2	11:10'30.067
5	39.969	16.574	33.910	39.356	2'09.809P	132,5	11:12'39.876
6	26.396	17.574	34.463	5'16.647	6'35.080P	125,0	11:19'14.956
7	29.841	15.941	32.465	36.234	1'54.481P	235,1	11:21'09.437
8	26.190	15.348	31.588	5'44.228	6'57.354P	234,7	11:28'06.791
9	30.051	15.570	32.855	36.774	1'55.250P	220,6	11:30'02.041
10	26.447	15.503	33.254	5'48.335	7'03.539P	214,2	11:37'05.580
11	30.465	15.923	31.826	36.817	1'55.031P	223,3	11:39'00.611
12	25.818	15.616	31.620	5'24.464	6'37.518P	214,2	11:45'38.129
13	35.142	22.658	51.473	46.813	2'36.086P	98,2	11:48'14.215

124 US RaceTronics (1'42.712)

Lap	Seg.1	Seg.2	Seg.3	Seg.4	Lap Time	km/h	Local Time
-----	-------	-------	-------	-------	----------	------	------------

Patrick Liddy

					10:50'07.697		
1	38.588	17.296	32.869	40.899	2'09.652P	226,5	10:52'17.349
2	24.700	15.160	28.857	33.995	1'42.712	233,7	10:54'00.061
3	24.220	14.937	28.654	35.470	1'43.281	235,1	10:55'43.342
4	28.505	19.565	36.487	36.733	2'01.290	143,7	10:57'44.632
5	24.399	15.197	28.943	4'58.925	6'07.464P	234,7	11:03'52.096
6	33.823	17.065	32.307	36.663	1'59.858P	228,3	11:05'51.954
7	26.109	15.849	31.186	36.295	1'49.439	234,2	11:07'41.393
8	27.084	48.546	32.278	2'05.913	3'53.821P	223,7	11:11'35.214
9	32.699	16.444	31.136	36.216	1'56.495P	232,2	11:13'31.709
10	25.981	15.792	31.125	37.236	1'50.134	233,2	11:15'21.843
11	26.799	16.111	31.344	36.311	1'50.565	231,7	11:17'12.408
12	26.387	15.935	31.321	36.016	1'49.659	233,2	11:19'02.067
13	26.546	16.095	31.175	36.704	1'50.520	227,9	11:20'52.587
14	26.447	16.006	31.526	36.778	1'50.757	231,7	11:22'43.344
15	28.550	16.266	31.917	5'32.379	6'49.112P	230,7	11:29'32.456
16	34.421	16.565	31.915	37.396	2'00.297P	229,3	11:31'32.753
17	28.973	19.267	40.661	3'14.863	4'43.764P	172,7	11:36'16.517
18	31.825	16.420	32.249	36.807	1'57.301P	230,3	11:38'13.818
19	26.758	16.224	31.860	37.206	1'52.048	231,7	11:40'05.866
20	26.969	16.046	31.135	36.261	1'50.411	233,2	11:41'56.277
21	26.784	16.099	32.349	39.010	1'54.242	233,7	11:43'50.519
22	26.576	15.878	32.351	37.461	1'52.266	233,2	11:45'42.785

127 Dream Racing Motorsport (1'42.828)

Lap	Seg.1	Seg.2	Seg.3	Seg.4	Lap Time	km/h	Local Time
-----	-------	-------	-------	-------	----------	------	------------

Cedric Sbirrazzuoli

					10:55'56.530		
1	35.353	20.092	34.222	39.091	2'08.758P	203,9	10:58'05.288
2	26.086	15.662	30.731	1'19.034	2'31.513P	234,7	11:00'36.801
3	29.224	15.267	29.494	34.484	1'48.469P	235,7	11:02'25.270
4	24.349	15.589	29.154	36.894	1'45.986	234,2	11:04'11.256
5	24.604	15.124	29.646	36.016	1'45.390	237,7	11:05'56.646
6	24.946	15.194	29.994	45.101	1'55.235	237,2	11:07'51.881

23/10/2019

P = Pits In/Out - C = Lap-Time Cancelled

Powered by FICR PERUGIA TIMING

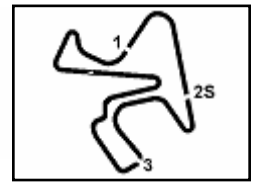


ROGER DUBUIS





6th ROUND



USA + ASIA - Chronological Analysis Test Session 2 - Wednesday

Jerez 4.428 m

3 / 6

136 Change Racing (1'48.409)

Lap	Seg.1	Seg.2	Seg.3	Seg.4	Lap Time	km/h	Local Time
Matt Dicken							
							10:52'05.802
1	40.432	19.420	35.461	39.621	2'14.934P	214,6	10:54'20.736
2	27.589	18.391	32.072	37.575	1'55.627	222,8	10:56'16.363
3	26.858	16.365	31.797	37.873	1'52.893	229,8	10:58'09.256
4	26.846	16.363	31.112	37.041	1'51.362	229,3	11:00'00.618
5	26.551	16.253	31.326	3'21.175	4'35.305P	229,3	11:04'35.923
6	41.793	20.858	38.439	43.414	2'24.504P	210,9	11:07'00.427
7	29.752	18.325	33.707	38.659	2'00.443	225,1	11:09'00.870
8	26.318	15.990	30.981	36.841	1'50.130	230,7	11:10'51.000
9	28.525	17.199	33.882	38.317	1'57.923	221,5	11:12'48.923
10	25.916	15.747	30.781	36.161	1'48.605	233,2	11:14'37.528
11	25.576	15.807	30.724	36.302	1'48.409	233,2	11:16'25.937
12	25.942	15.933	30.935	36.408	1'49.218	233,2	11:18'15.155
13	26.144	15.959	30.900	3'52.266	5'05.269P	233,2	11:23'20.424
14	35.189	17.617	35.328	39.540	2'07.674P	225,6	11:25'28.098
15	27.349	16.416	31.442	37.311	1'52.518	230,3	11:27'20.616
16	26.299	16.105	31.246	37.057	1'50.707	231,7	11:29'11.323
17	26.962	16.230	31.894	6'34.636	7'49.722P	231,7	11:37'01.045
18	36.643	16.751	31.666	36.874	2'01.934P	228,8	11:39'02.979
19	26.182	15.921	30.918	36.365	1'49.386	232,7	11:40'52.365

5	24.743	15.027	29.096	34.841	1'43.707	234,7	11:01'54.157
6	25.955	16.665	31.299	4'00.627	5'14.546P	224,6	11:07'08.703
7	30.674	16.005	33.478	37.125	1'57.282P	171,9	11:09'05.985
8	24.883	15.016	29.610	35.860	1'45.369	235,1	11:10'51.354
9	27.098	16.809	31.564	37.134	1'52.605	212,1	11:12'43.959
10	24.871	15.256	29.919	37.659	1'47.705	233,7	11:14'31.664
11	24.879	15.221	29.378	35.111	1'44.589	233,2	11:16'16.253
12	24.797	15.167	29.220	34.822	1'44.006	234,2	11:18'00.259
William Hubbell							
13	24.827	15.192	29.372	3'11.831	4'21.222P	233,7	11:22'21.481
14	33.422	16.888	32.876	37.996	2'01.182P	227,9	11:24'22.663
15	26.026	16.108	32.058	38.137	1'52.329	231,7	11:26'14.992
16	27.136	15.919	31.611	37.198	1'51.864	232,2	11:28'06.856
17	26.898	16.007	31.999	37.318	1'52.222	232,2	11:29'59.078
18	26.934	16.035	32.412	37.559	1'52.940C	230,3	11:31'52.018
19	26.662	16.168	32.174	3'40.997	4'56.001P	231,2	11:36'48.019
20	31.638	16.403	32.477	37.364	1'57.882P	229,3	11:38'45.901
21	26.536	15.969	32.182	37.910	1'52.597	231,7	11:40'38.498
22	26.307	16.069	31.845	37.743	1'51.964	231,2	11:42'30.462
23	26.411	16.018	32.003	38.226	1'52.658	232,7	11:44'23.120
24	26.972	16.166	32.532	37.756	1'53.426	231,2	11:46'16.546
25	27.865	16.272	45.891	44.496	2'14.524	213,4	11:48'31.070
26	27.065	16.379	32.417	37.080	1'52.941	230,7	11:50'24.011

143 Travis H./Wane Taylor Mot. (1'44.845)

Lap	Seg.1	Seg.2	Seg.3	Seg.4	Lap Time	km/h	Local Time
Ashton Harrison							
							10:50'15.621
1	38.346	19.690	37.259	7'11.300	8'46.595P	160,6	10:59'02.216
2	32.025	16.645	31.455	35.817	1'55.942P	228,3	11:00'58.158
3	25.177	15.299	29.657	35.982	1'46.115	232,7	11:02'44.273
4	24.948	15.419	29.524	35.083	1'44.974	227,9	11:04'29.247
5	24.814	15.057	29.489	36.158	1'45.518	235,7	11:06'14.765
6	24.764	15.115	29.539	35.427	1'44.845	234,7	11:07'59.610
7	24.976	15.370	29.594	35.566	1'45.506	235,1	11:09'45.116
8	25.226	15.111	29.641	35.577	1'45.555	234,7	11:11'30.671
9	25.019	15.104	29.740	35.334	1'45.197	235,7	11:13'15.868
10	25.521	15.285	29.609	35.350	1'45.765	235,1	11:15'01.633
11	25.187	15.177	29.725	35.451	1'45.540	232,7	11:16'47.173
12	25.017	15.092	30.582	35.404	1'46.095	235,1	11:18'33.268
13	25.205	15.209	29.753	35.611	1'45.778	235,7	11:20'19.046
Stephanie Cemo							
14	25.305	15.176	29.791	2'19.703	3'29.975P	234,7	11:23'49.021
15	33.399	16.405	32.976	38.672	2'01.452P	228,8	11:25'50.473
16	27.369	16.200	32.414	37.836	1'53.819	231,7	11:27'44.292
17	27.256	16.224	32.339	37.909	1'53.728	231,7	11:29'38.020
18	27.380	16.487	32.624	37.463	1'53.954	229,3	11:31'31.974
19	27.307	16.705	35.685	3'34.710	4'54.407P	221,9	11:36'26.381
20	34.161	16.352	32.844	37.420	2'00.777P	230,3	11:38'27.158
21	26.843	16.068	32.051	37.753	1'52.715	231,2	11:40'19.873
22	27.368	16.857	32.040	40.182	1'56.447	225,1	11:42'16.320
23	27.260	16.195	31.428	38.917	1'53.800	231,7	11:44'10.120
24	26.597	16.007	31.571	37.678	1'51.853	232,7	11:46'01.973
25	31.584	23.145	49.086	43.640	2'27.455	118,1	11:48'29.428
26	26.494	16.070	31.861	37.390	1'51.815	231,2	11:50'21.243

207 Leipert Motorsport (1'45.030)

Lap	Seg.1	Seg.2	Seg.3	Seg.4	Lap Time	km/h	Local Time
Massimo Vignali							
							10:50'56.781
1	39.124	20.904	40.235	44.569	2'24.832P	156,3	10:53'21.613
2	30.503	17.671	32.049	36.651	1'56.874	214,6	10:55'18.487
3	26.495	15.523	31.134	36.267	1'49.419	232,2	10:57'07.906
4	25.990	15.430	30.519	36.209	1'48.148	232,7	10:58'56.054
5	25.742	15.738	30.776	39.293	1'51.549	229,3	11:00'47.603
6	25.661	15.695	30.861	36.003	1'48.220	233,2	11:02'35.823
7	25.824	15.597	30.555	36.729	1'48.705	232,7	11:04'24.528
8	26.714	15.692	31.013	3'09.501	4'22.920P	232,2	11:08'47.448
9	32.710	17.805	35.192	42.019	2'07.726P	143,3	11:10'55.174
10	25.969	15.686	30.920	36.706	1'49.281	231,2	11:12'44.455
11	25.727	15.501	30.575	36.461	1'48.264	234,2	11:14'32.719
12	25.551	15.569	30.522	36.133	1'47.775	232,7	11:16'20.494
13	25.762	15.487	30.403	36.180	1'47.832	233,7	11:18'08.326
14	25.793	15.699	30.513	35.866	1'47.871	232,2	11:19'56.197
15	25.941	16.103	33.252	3'54.921	5'10.217P	180,0	11:25'06.414
16	37.678	18.606	37.010	42.139	2'15.433P	156,5	11:27'21.847
17	25.999	15.786	33.689	37.114	1'52.588	231,2	11:29'14.435
18	26.124	15.735	31.037	6'11.609	7'24.505P	232,2	11:36'38.940
Brendon Leitch							
19	29.147	15.736	31.017	35.921	1'51.821P	232,7	11:38'30.761
20	25.109	15.404	31.010	41.212	1'52.735	234,7	11:40'23.496
21	24.955	15.430	29.420	35.225	1'45.030	234,2	11:42'08.526
22	25.027	15.207	29.617	1'42.156	2'52.007P	235,7	11:45'00.533
Massimo Vignali							
23	30.972	19.468	40.346	47.954	2'18.740P	163,0	11:47'19.273
24	30.381	16.518	32.316	36.709	1'55.924	229,8	11:49'15.197
25	26.109	15.658	30.620	36.041	1'48.428	232,2	11:51'03.625

169 Travis H./Wane Taylor Mot. (1'43.707)

Lap	Seg.1	Seg.2	Seg.3	Seg.4	Lap Time	km/h	Local Time
Eric Curran							
							10:52'31.659
1	36.366	20.186	39.526	42.413	2'18.491P	169,5	10:54'50.150
2	27.316	15.647	30.048	36.511	1'49.522	230,7	10:56'39.672
3	24.726	15.209	29.410	34.832	1'44.177	233,2	10:58'23.849
4	24.683	15.149	31.172	35.597	1'46.601	234,7	11:00'10.450

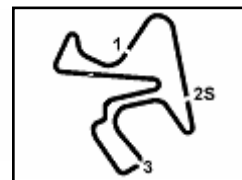
222 Automobili Lamborghini (1'43.359)

Lap	Seg.1	Seg.2	Seg.3	Seg.4	Lap Time	km/h	Local Time
Antonio Cairoli							
							10:52'35.589
1	36.222	19.357	42.140	39.347	2'17.066P	165,7	10:54'52.655
2	29.176	15.868	30.850	36.058	1'51.952	231,2	10:56'44.607
3	25.727	15.690	30.901	36.273	1'48.591	229,3	10:58'33.198
4	25.398	15.724	30.522	35.948	1'47.592	232,2	11:00'20.790

23/10/201



6th ROUND



USA + ASIA - Chronological Analysis Test Session 2 - Wednesday

Jerez 4.428 m

4 / 6

5	25.525	15.564	30.141	36.383	1'47.613	232,7	11:02'08.403
6	25.782	15.753	30.515	35.800	1'47.850	233,7	11:03'56.253
7	25.829	15.512	30.618	35.978	1'47.937	236,7	11:05'44.190
8	25.717	15.428	30.237	4'36.313	5'47.695P	235,7	11:11'31.885
9	29.864	15.727	30.432	35.314	1'51.337P	233,7	11:13'23.222
10			31.388	35.909	1'50.665	229,8	11:15'13.887
11	25.066	15.388	29.868	35.921	1'46.243	235,7	11:17'00.130
12	25.262	15.422	30.192	35.294	1'46.170	236,2	11:18'46.300
13	25.292	15.440	30.350	4'10.052	5'21.134P	235,7	11:24'07.434
14	29.961	15.571	29.864	35.782	1'51.178P	234,2	11:25'58.612
15	25.241	15.412	29.978	35.323	1'45.954	234,7	11:27'44.566

Emanuele Pirro							
16	25.457	15.414	29.507	7'29.905	8'40.283P	234,2	11:36'24.849
17	36.263	18.319	36.422	39.129	2'10.133P	214,2	11:38'34.982
18	27.104	16.199	31.717	35.955	1'50.975	230,3	11:40'25.957
19	24.582	15.265	29.562	35.402	1'44.811	235,7	11:42'10.768
20	24.556	15.154	29.178	35.247	1'44.135	237,2	11:43'54.903
21	24.593	15.245	29.489	45.606	1'54.933	236,7	11:45'49.836
22	41.437	23.863	48.780	40.067	2'34.147	116,8	11:48'23.983
23	24.496	15.181	29.218	34.464	1'43.359	236,7	11:50'07.342

Toshiyuki Ochiai											
10	26.540	16.292	29.121	2'40.684	3'52.637P	235,7	11:22'16.837				
11	29.474	15.393	29.712	35.123	1'49.702P	233,7	11:24'06.539				
12	25.015	15.152	29.085	34.960	1'44.212	235,7	11:25'50.751				
13	25.283	15.169	30.548	35.087	1'46.087	235,7	11:27'36.838				
14	24.803	15.549	29.267	34.879	1'44.498	230,7	11:29'21.336				
15	24.752	15.097	29.225	36.761	1'45.835	236,7	11:31'07.171				
16	24.784	15.103	34.554	4'22.783	5'37.224P	235,1	11:36'44.395				
17	29.741	15.552	31.700	41.585	1'58.578P	211,7	11:38'42.973				
18	24.659	14.978	29.212	45.048	1'53.897	235,1	11:40'36.870				
19	24.645	15.019	28.973	34.894	1'43.531	235,1	11:42'20.401				
20	30.956	19.211	39.340	42.221	2'11.728	157,2	11:44'32.129				

239 T Squared Racing (1'45.270)

Lap	Seg.1	Seg.2	Seg.3	Seg.4	Lap Time	km/h	Local Time
Hulian Han							
1	36.346	16.967	32.788	39.189	2'05.290P	223,7	10:53'09.940
2	25.321	15.431	29.389	35.194	1'45.335	232,7	10:54'55.275
3	25.002	15.482	29.917	35.677	1'46.078	233,2	10:56'41.353
4	24.870	15.528	29.641	35.231	1'45.270	229,8	10:58'26.623
5	25.106	15.692	33.452	3'06.703	4'20.953P	201,3	11:02'47.576
6	29.575	15.447	29.779	37.557	1'52.358P	231,7	11:04'39.934
7	25.158	15.335	29.878	35.349	1'45.720	232,7	11:06'25.654
8	25.066	15.383	29.769	35.662	1'45.880	231,7	11:08'11.534
9	25.099	15.472	29.766	36.023	1'46.360	231,2	11:09'57.894
10	25.181	15.463	29.834	35.526	1'46.004	232,7	11:11'43.898
11	29.665	19.152	33.046	3'36.184	4'58.047P	194,6	11:16'41.945
12	29.202	15.405	32.975	35.316	1'52.898P	232,7	11:18'34.843
13	24.914	15.451	29.892	35.330	1'45.587	233,7	11:20'20.430
14	25.129	15.364	29.828	35.473	1'45.794	232,2	11:22'06.224
15	24.895	15.512	29.831	35.392	1'45.630	232,7	11:23'51.854

230 yh Racing Team (1'45.784)

Lap	Seg.1	Seg.2	Seg.3	Seg.4	Lap Time	km/h	Local Time
Daijiro Yoshihara							
1	34.919	18.434	33.825	37.252	2'04.430P	138,5	10:56'06.215
Takamichi Matsuda							
2	26.160	16.022	31.827	38.793	1'52.802	229,3	10:57'59.017
3	26.610	16.633	33.052	36.746	1'53.041	223,7	10:59'52.058
4	26.027	16.790	32.054	38.375	1'53.246	224,6	11:01'45.304
5	26.609	16.167	32.043	4'33.961	5'48.780P	230,3	11:07'34.084
6	37.933	19.254	36.599	39.691	2'13.477P	152,7	11:09'47.561
7	26.343	15.907	31.683	37.594	1'51.522	232,2	11:11'39.088
8	26.193	15.959	31.212	36.730	1'50.094	234,2	11:13'29.182
9	26.784	16.055	31.426	37.636	1'51.901	231,7	11:15'21.083
10	27.858	16.963	31.576	37.242	1'53.639	231,2	11:17'14.722
Daijiro Yoshihara							
11	27.346	17.145	33.009	2'15.592	3'33.092P	227,4	11:20'47.814
12	32.988	15.628	30.526	36.933	1'56.075P	232,2	11:22'43.889
13	27.441	15.824	30.251	35.726	1'49.242	232,7	11:24'33.131
14	25.508	15.347	29.862	35.704	1'46.421	233,7	11:26'19.552
15	25.339	15.394	29.893	36.736	1'47.362	234,2	11:28'06.914
16	25.567	15.469	29.944	35.418	1'46.398	235,1	11:29'53.312
17	25.179	15.550	29.691	35.364	1'45.784	234,2	11:31'39.096
18	26.130	19.735	39.856	4'05.106	5'30.827P	175,4	11:37'09.923
19	30.135	16.883	34.178	35.495	1'56.691P	188,3	11:39'06.614
20	25.126	15.516	30.882	42.394	1'53.918	235,7	11:41'00.532
21	25.190	15.331	29.669	35.711	1'45.901	235,7	11:42'46.433
22	25.041	16.324	32.108	37.716	1'51.189	230,7	11:44'37.622

238 Hojust Racing (1'42.845)

Lap	Seg.1	Seg.2	Seg.3	Seg.4	Lap Time	km/h	Local Time
Afiqu Ikhwan Yazid							
1	43.246	19.366	38.411	39.820	2'20.843P	184,2	10:57'55.984
2	38.780	27.219	55.886	45.704	2'47.589	120,1	11:00'43.573
3	24.823	14.991	28.928	34.340	1'43.082	236,7	11:02'26.655
4	24.558	14.970	28.782	34.576	1'42.886	236,2	11:04'09.541
5	24.517	15.080	30.547	6'01.313	7'11.457P	235,7	11:11'20.998
6	30.792	16.458	31.780	35.162	1'54.192P	231,7	11:13'15.190
7	24.352	15.173	28.848	34.789	1'43.162	232,2	11:14'58.352
8	24.661	15.030	28.683	34.471	1'42.845	234,7	11:16'41.197
9	24.351	14.929	29.063	34.660	1'43.003	236,7	11:18'24.200

Lap	Seg.1	Seg.2	Seg.3	Seg.4	Lap Time	km/h	Local Time
Paul Wong							
1	35.630	21.075	40.331	40.878	2'17.914P	166,9	10:53'18.930
2	25.940	15.614	30.513	36.223	1'48.290	230,7	10:55'07.220
3	25.404	15.645	30.235	36.087	1'47.371	233,7	10:56'54.591
4	25.694	15.524	30.334	36.073	1'47.625	233,7	10:58'42.216
5	25.622	15.570			5'49.291P	232,7	11:04'31.507
6	42.829	19.605	37.042	42.350	2'21.826P	157,9	11:06'53.333
7	27.661	15.988	30.024	36.021	1'49.694	228,8	11:08'43.027
8	25.310	15.679	30.386	42.993	1'54.368	231,7	11:10'37.395
9	25.711	15.699	30.023	36.391	1'47.824	231,2	11:12'25.219
10	25.310	15.565	30.000	36.504	1'47.379	233,7	11:14'12.598
11	25.380	15.890	30.218	36.211	1'47.699	230,7	11:16'00.297
12	25.680	15.720	30.599	38.551	1'50.550	232,2	11:17'50.847
13	25.623	15.739	31.208	4'25.580	5'38.150P	233,7	11:23'28.997
14	33.533	16.557	31.309	38.675	2'00.074P	230,3	11:25'29.071
15	27.350	15.929	31.429	44.142	1'58.850	227,9	11:27'27.921
16	25.897	15.625	30.181	36.479	1'48.182	233,7	11:29'16.103
17	25.749	15.618	31.274	39.116	1'51.757	234,2	11:31'07.860
18	26.189	15.744	33.297	4'04.295	5'19.525P	232,7	11:36'27.385
19	31.830	15.461	29.757	35.170	1'52.218P	235,1	11:38'19.603
20	24.953	15.063	29.373	36.132	1'45.521	237,2	11:40'05.124
21	25.186	15.138	29.281	34.890	1'44.495	236,7	11:41'49.619
22	24.705	15.080	29.430	35.065	1'44.280	237,2	11:43'33.899
Clement Li							
23	24.915	15.146	29.135	34.782	1'43.978	238,2	11:45'17.877
24	30.895	33.898	56.202	53.619	2'54.614	79,6	11:48'12.491
25	24.735	15.139	28.968	34.591	1'43.433	237,7	11:49'55.924
26	24.665	15.073	29.085	35.415	1'44.238	238,7	11:51'40.162

23/10/2019

P = Pits In/Out - C = Lap-Time Cancelled

Powered by FICR PERUGIA TIMING

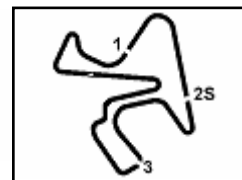


ROGER DUBUIS





6th ROUND



USA + ASIA - Chronological Analysis Test Session 2 - Wednesday

Jerez 4.428 m

5 / 6

257 PCS Motorsport (1'43.997)

Table with columns: Lap, Seg.1, Seg.2, Seg.3, Seg.4, Lap Time, km/h, Local Time. Driver: Sereethoranakul Sarun. Data for laps 1-14.

Table with columns: Lap, Seg.1, Seg.2, Seg.3, Seg.4, Lap Time, km/h, Local Time. Drivers: Yuki Nemoto, Alex AU. Data for laps 12-22.

268 Gama Racing (1'42.416)

Table with columns: Lap, Seg.1, Seg.2, Seg.3, Seg.4, Lap Time, km/h, Local Time. Driver: Yi Fan Chen. Data for laps 1-19.

263 FFF Racing Team (1'41.357)

Table with columns: Lap, Seg.1, Seg.2, Seg.3, Seg.4, Lap Time, km/h, Local Time. Driver: Takashi Kasai. Data for laps 1-23.

269 Aylezo Motorsports (1'46.094)

Table with columns: Lap, Seg.1, Seg.2, Seg.3, Seg.4, Lap Time, km/h, Local Time. Driver: Angelo Negro. Data for laps 1-19.

266 Vincenzo Sospiri Racing (1'44.163)

Table with columns: Lap, Seg.1, Seg.2, Seg.3, Seg.4, Lap Time, km/h, Local Time. Driver: Alex AU. Data for laps 1-11.

23/10/2019 P = Pits In/Out - C = Lap-Time Cancelled

Powered by FICR PERUGIA TIMING





6th ROUND



Jerez 4.428 m

6 / 6

USA + ASIA - Chronological Analysis Test Session 2 - Wednesday

20	25.029	15.665	5'02.598	9'57.549	15'40.841P	234,2	11:44'08.811
21	40.748	19.065	40.518	53.099	2'33.430P	223,7	11:46'42.241
22	39.159	35.694	37.960	38.463	2'31.276	79,2	11:49'13.517
23	27.679	16.978	32.052	37.445	1'54.154	231,2	11:51'07.671

278 True Vision Motorsport (1'46.441)

Lap	Seg.1	Seg.2	Seg.3	Seg.4	Lap Time	km/h	Local Time
Suttitluck Buncharoen							
							11:00'49.843
1	43.537	17.514	33.407	37.651	2'12.109P	221,0	11:03'01.952
2	26.144	15.766	30.981	36.464	1'49.355	232,7	11:04'51.307
3	27.326	16.629	31.339	36.550	1'51.844	230,7	11:06'43.151
4	25.783	15.400	30.634	44.738	1'56.555	235,7	11:08'39.706
5	26.247	15.481	30.982	36.455	1'49.165	234,7	11:10'28.871
6	25.836	15.501	30.596	36.312	1'48.245	232,7	11:12'17.116
7	25.706	16.188	30.543	44.491	1'56.928	235,1	11:14'14.044
8	28.391	15.724	30.618	35.897	1'50.630	234,7	11:16'04.674
9	25.938	15.634	30.501	35.807	1'47.880	235,1	11:17'52.554
10	25.837	15.575	30.644	4'18.231	5'30.287P	234,7	11:23'22.841
11	38.887	16.196	31.135	37.132	2'03.350P	232,2	11:25'26.191
12	25.688	15.463	30.932	35.916	1'47.999	233,7	11:27'14.190
13	25.729	15.398	30.238	35.876	1'47.241	235,1	11:29'01.431
14	25.652	15.446	30.806	35.853	1'47.757	236,2	11:30'49.188
15	28.405	17.745	42.698	6'57.483	8'26.331P	167,2	11:39'15.519
16	33.382	15.915	30.819	35.995	1'56.111P	232,2	11:41'11.630
17	25.361	15.268	30.264	35.548	1'46.441	235,1	11:42'58.071
18	31.167	18.487	37.783	44.455	2'11.892	176,0	11:45'09.963
19	35.984	31.275	48.902	1'50.020	3'46.181P	110,7	11:48'56.144
20	30.412	15.374	30.200	35.343	1'51.329P	235,1	11:50'47.473

298 Vincenzo Sospiri Racing (1'51.268)

Lap	Seg.1	Seg.2	Seg.3	Seg.4	Lap Time	km/h	Local Time
Kumar Prabakaran							
							11:00'18.376
1	39.615	20.221	42.924	44.345	2'27.105P	166,9	11:02'45.481
2	28.502	16.373	31.613	37.810	1'54.298	231,7	11:04'39.779
3	26.854	16.401	31.288	37.307	1'51.850	226,9	11:06'31.629
4	26.341	16.153	31.449	38.217	1'52.160	234,2	11:08'23.789
5	26.495	16.112	31.943	37.886	1'52.436	233,2	11:10'16.225
6	27.512	16.240	31.402	38.393	1'53.547	233,2	11:12'09.772
7	26.372	16.014	31.536	37.561	1'51.483	233,2	11:14'01.255
8	26.417	16.052	31.705	37.969	1'52.143	233,2	11:15'53.398
9	27.881	16.570	32.793	7'35.236	8'52.480P	229,8	11:24'45.878
10	38.888	18.769	35.278	38.272	2'11.207P	213,4	11:26'57.085
11	26.474	16.153	31.204	37.437	1'51.268	234,7	11:28'48.353
12	26.443	15.988	31.809	37.980	1'52.220	232,7	11:30'40.573
13	26.937	16.212	32.376	4'59.165	6'14.690P	232,2	11:36'55.263
14	33.289	16.633	33.122	38.778	2'01.822P	230,3	11:38'57.085
15	26.982	16.635	31.585	38.359	1'53.561	229,8	11:40'50.646
16	26.695	16.279	31.633	38.467	1'53.074	232,2	11:42'43.720
17	27.136	16.540	32.187	39.134	1'54.997	231,2	11:44'38.717

23/10/2019

P = Pits In/Out - C = Lap-Time Cancelled

Powered by FICR PERUGIA TIMING



ROGER DUBUIS

