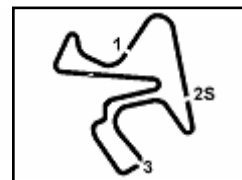




6th ROUND



USA + ASIA - Chronological Analysis Test Session 1 - Wednesday

Jerez 4.428 m

1 / 5

101 Travis H./Wane Taylor Mot. (1'42.809)

Table with columns: Lap, Seg.1, Seg.2, Seg.3, Seg.4, Lap Time, km/h, Local Time. Includes driver names Sandy Mitchell and Andrea Amici.

Sheena Monk

Table with columns: Lap, Seg.1, Seg.2, Seg.3, Seg.4, Lap Time, km/h, Local Time. Includes driver names Thomas Lovelady and Mel Johnson.

103 Dream Racing Motorsport (1'46.592)

Table with columns: Lap, Seg.1, Seg.2, Seg.3, Seg.4, Lap Time, km/h, Local Time. Includes driver name Randy Sellari.

108 GMG Racing (1'45.113)

Table with columns: Lap, Seg.1, Seg.2, Seg.3, Seg.4, Lap Time, km/h, Local Time. Includes driver names Thomas Lovelady and Mel Johnson.

106 US RaceTronics (1'44.718)

Table with columns: Lap, Seg.1, Seg.2, Seg.3, Seg.4, Lap Time, km/h, Local Time. Includes driver name Steven Aghahkani.

109 US RaceTronics (1'42.943)

Table with columns: Lap, Seg.1, Seg.2, Seg.3, Seg.4, Lap Time, km/h, Local Time. Includes driver names Jacob Eidson and Damon Ockey.

107 Dream Racing Motorsport (1'43.935)

Table with columns: Lap, Seg.1, Seg.2, Seg.3, Seg.4, Lap Time, km/h, Local Time.

122 Dream Racing Motorsport (1'43.053)

Table with columns: Lap, Seg.1, Seg.2, Seg.3, Seg.4, Lap Time, km/h, Local Time.

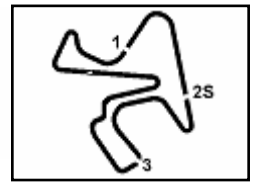
23/10/2019 P = Pits In/Out - C = Lap-Time Cancelled

Powered by FICR PERUGIA TIMING





# 6<sup>th</sup> ROUND



## USA + ASIA - Chronological Analysis Test Session 1 - Wednesday

Jerez 4.428 m

2 / 5

Chad Reed

Lap	Seg.1	Seg.2	Seg.3	Seg.4	Lap Time	km/h	Local Time
18	24.321	15.007	29.075	42.876	1'51.279	235,7	9:13'58.793
19	24.126	14.834	28.599	34.367	1'41.926	236,7	9:15'40.719
<b>129 Change Racing (1'42.480)</b>							
Richard Antinucci							
1	44.322	18.657	34.080	37.304	2'14.363P	203,5	8:37'42.874
2	25.803	15.407	30.072	36.943	1'48.225	234,7	8:41'45.462
3	24.390	14.972	28.824	34.294	1'42.480	236,2	8:43'27.942
4	24.311	15.061	28.988	34.442	1'42.722	235,1	8:45'10.664
5	28.176	15.326	29.027	35.653	1'48.182	236,2	8:46'58.846
Corey Lewis							
6	24.597	15.190	30.512	4'12.862	5'23.161P	235,7	8:52'22.007
7	31.300	15.406	29.908	35.115	1'51.729P	234,7	8:54'13.736
8	25.570	15.248	29.565	39.968	1'50.351	234,2	8:56'04.087
9	25.701	15.231	29.397	34.829	1'45.158	235,1	8:57'49.245
10	24.744	15.174	30.711	34.708	1'45.337	235,7	8:59'34.582
11	24.958	15.220	29.462	34.779	1'44.419	235,1	9:01'19.001
12	24.990	15.290	32.915	5'12.898	6'26.093P	235,7	9:07'45.094
13	28.013	15.291	29.609	34.838	1'47.751P	233,7	9:09'32.845

### 124 US RaceTronics (1'43.068)

Lap	Seg.1	Seg.2	Seg.3	Seg.4	Lap Time	km/h	Local Time
Patrick Liddy							
							8:39'47.507
1	42.508	17.496	32.652	36.941	2'09.597P	224,6	8:41'57.104
2	25.051	15.307	29.414	35.995	1'45.767	234,2	8:43'42.871
3	24.626	15.833	29.647	34.870	1'44.976	232,7	8:45'27.847
4	24.718	15.177	29.343	34.698	1'43.936	233,2	8:47'11.783
5	24.683	15.097	29.091	34.587	1'43.458	234,7	8:48'55.241
6	24.571	15.387	30.108	1'42.957	2'53.023P	233,7	8:51'48.264
7	34.609	15.454	29.435	35.140	1'54.638P	233,7	8:53'42.902
8	24.662	15.194	29.398	34.505	1'43.759	235,7	8:55'26.661
9	24.656	15.043	29.701	34.497	1'43.897	235,1	8:57'10.558
10	24.422	15.053	28.885	34.708	1'43.068	235,7	8:58'53.626
11	24.460	16.662	36.671	41.902	1'59.695	181,2	9:00'53.321
12	24.440	15.097	29.067	34.742	1'43.346	233,7	9:02'36.667
13	24.699	15.111	29.108	1'52.688	3'01.606P	234,2	9:05'38.273
14	28.413	15.160	29.110	1'51.415	3'04.098P	234,7	9:08'42.371
15	27.164	15.204	29.705	4'59.267	6'11.340P	234,2	9:14'53.711

### 133 Travis H./Wane Taylor Mot. (1'45.423)

Lap	Seg.1	Seg.2	Seg.3	Seg.4	Lap Time	km/h	Local Time
Cameron Cassels							
1	37.555	16.920	32.839	1'47.136	3'14.450P	223,7	8:40'29.410
2			31.233	35.583	1'53.923P	232,2	8:42'23.333
3	25.772	15.524	30.067	35.970	1'47.333	233,7	8:44'10.666
4	25.613	15.544	29.871	35.395	1'46.423	231,2	8:45'57.089
5	25.127	15.401	30.056	35.506	1'46.090	234,2	8:47'43.179
6	25.603	15.393	29.868	35.616	1'46.480	235,1	8:49'29.659
7	25.627	15.353	30.489	35.446	1'46.915	233,7	8:51'16.574
8	25.601			35.909	1'47.258		8:53'03.832
9	26.438	15.579	33.187	3'45.442	5'00.646P	234,2	8:58'04.478
10	31.834	15.654	30.818	35.827	1'54.133P	233,2	8:59'58.611
11	25.884	15.468	30.230	36.357	1'47.939	234,2	9:01'46.550
12	25.371	15.307	30.192	37.529	1'48.399	235,1	9:03'34.949
13	25.205	15.373	30.088	35.240	1'45.906	234,7	9:05'20.855
14	25.336	15.409	30.817	35.645	1'47.207		9:07'08.062
15	26.718	16.711	36.341	42.484	2'02.254	182,7	9:09'10.316
16	26.427	15.714	30.656	35.616	1'48.413	230,7	9:10'58.729
17	25.163	15.392	30.080	35.484	1'46.119	235,1	9:12'44.848
18	25.238	15.312	29.975	35.507	1'46.032	235,1	9:14'30.880
19	25.092	15.350	29.928	35.053	1'45.423	235,7	9:16'16.303
20	25.211	18.746	42.188	10'36.006	12'02.151P	141,1	9:28'18.454
21	32.028	16.034	30.780	35.210	1'54.052P	232,2	9:30'12.506

### 127 Dream Racing Motorsport (1'41.534)

Lap	Seg.1	Seg.2	Seg.3	Seg.4	Lap Time	km/h	Local Time
Cedric Sbirrazzuoli							
							8:30'25.496
1	40.567	20.084	39.915	44.150	2'24.716P	173,0	8:32'50.212
2	30.827	17.255	34.475	2'49.378	4'11.935P	226,9	8:37'02.147
3	29.447	15.575	30.418	41.098	1'56.538P	236,2	8:38'58.685
4	24.409	14.954	29.050	34.953	1'43.366	237,2	8:40'42.051
5	24.681	15.076	28.927	44.328	1'53.012	237,7	8:42'35.063
6	24.186	14.979	28.778	34.457	1'42.400	237,2	8:44'17.463
7	24.896	15.737	31.143	5'50.568	7'02.344P	236,2	8:51'19.807
8	35.710	19.262	33.903	38.481	2'07.356P	210,5	8:53'27.163
9	26.553	15.422	30.247	45.354	1'57.576	236,7	8:55'24.739
10	24.215	15.212	28.513	33.920	1'41.860	235,1	8:57'06.599
11	24.029	14.846	28.655	34.004	1'41.534	237,7	8:58'48.133
12	24.180	14.815	28.752	34.471	1'42.218	238,2	9:00'30.351
Paolo Ruberti							
13	24.938	16.636	32.069	3'17.501	4'31.144P	207,7	9:05'01.495
14	29.460	15.422	32.898	37.106	1'54.886P	234,7	9:06'56.381
15	24.099	15.212	28.765	34.485	1'42.561	234,2	9:08'38.942
16	25.757	15.293	29.333	35.445	1'45.828	236,2	9:10'24.770
17	24.383	15.061	28.874	34.426	1'42.744	236,2	9:12'07.514

### 136 Change Racing (1'50.218)

Lap	Seg.1	Seg.2	Seg.3	Seg.4	Lap Time	km/h	Local Time
Matt Dicken							
1	50.579	23.117	44.011	47.463	2'45.170P	202,0	8:52'29.556
2	31.113	18.441	36.894	43.026	2'09.474	221,9	8:57'24.200
3	28.046	16.917	32.313	37.568	1'54.844	228,3	8:59'19.044
4	26.410	15.954	31.177	40.750	1'54.291	231,7	9:01'13.335
5	26.355	16.020	30.895	37.560	1'50.830	232,2	9:03'04.165
6	27.965	16.137	31.306	36.907	1'52.315	232,2	9:04'56.480
7	26.185	16.075	30.924	37.034	1'50.218	231,7	9:06'46.698
8	26.501	16.109	31.676	36.797	1'51.083	232,7	9:08'37.781
9	26.785	16.451	31.074	37.044	1'51.354	232,2	9:10'29.135
10	26.060	15.982	31.987	36.903	1'50.932	233,2	9:12'20.067
11	28.642	17.218	34.524	2'18.948	3'39.332P	227,9	9:15'59.399

23/10/2019

P = Pits In/Out - C = Lap-Time Cancelled

Powered by FICR PERUGIA TIMING



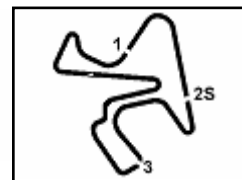
ROGER DUBUIS





6th ROUND

SQUADRA CORSE



Jerez 4.428 m

USA + ASIA - Chronological Analysis Test Session 1 - Wednesday

3 / 5

143 Travis H./Wane Taylor Mot. (1'46.054)

Table with columns: Lap, Seg.1, Seg.2, Seg.3, Seg.4, Lap Time, km/h, Local Time. Includes driver names Stephanie Cemo and Ashton Harrison.

169 Travis H./Wane Taylor Mot. (1'45.233)

Table with columns: Lap, Seg.1, Seg.2, Seg.3, Seg.4, Lap Time, km/h, Local Time. Includes driver name Eric Curran.

207 Leipert Motorsport (1'46.076)

Table with columns: Lap, Seg.1, Seg.2, Seg.3, Seg.4, Lap Time, km/h, Local Time. Includes driver name Brendon Leitch.

Table with columns: Lap, Seg.1, Seg.2, Seg.3, Seg.4, Lap Time, km/h, Local Time. Includes driver name Brendon Leitch.

222 Automobili Lamborghini (1'44.327)

Table with columns: Lap, Seg.1, Seg.2, Seg.3, Seg.4, Lap Time, km/h, Local Time. Includes driver name Emanuele Pirro.

230 yh Racing Team (1'49.017)

Table with columns: Lap, Seg.1, Seg.2, Seg.3, Seg.4, Lap Time, km/h, Local Time. Includes driver name Takamichi Matsuda.

238 Hojust Racing (1'42.679)

Table with columns: Lap, Seg.1, Seg.2, Seg.3, Seg.4, Lap Time, km/h, Local Time. Includes driver name Afiz Ikhwani Yazid.

23/10/2019 P = Pits In/Out - C = Lap-Time Cancelled

Powered by FICR PERUGIA TIMING

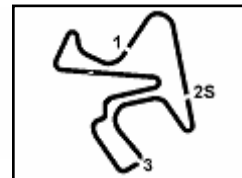


ROGER DUBUIS





# 6th ROUND



## USA + ASIA - Chronological Analysis Test Session 1 - Wednesday

Jerez 4.428 m

4 / 5

1	40.146	19.826	35.040	38.121	2'13.133P	169,0	8:38'41.995	Sereethoranakul Saravut							
2	26.451	16.003	32.198	35.569	1'50.221	236,2	8:40'32.216	8:56'46.632							
3	24.699	15.126	29.100	34.946	1'43.871	<b>236,7</b>	8:42'16.087	1	37.399	19.767	37.206	39.746	2'14.118P	159,0	8:56'46.632
4	26.662	16.172	31.237	36.146	1'50.217	223,7	8:44'06.304	2	27.222	16.041	31.227	35.557	1'50.047	211,7	8:58'36.679
5	24.612	15.045	<b>28.824</b>	34.632	1'43.113	234,7	8:45'49.417	3	25.273	<b>15.324</b>	30.068	35.443	1'46.108	234,2	9:00'22.787
6	<b>24.493</b>	<b>14.946</b>	28.825	<b>34.415</b>	<b>1'42.679</b>	<b>236,7</b>	8:47'32.096	4	25.332	<b>15.324</b>	30.201	35.332	1'46.189	235,1	9:02'08.976
								Toshiyuki Ochiai							
7	25.308	15.601	29.783	3'11.246	4'21.938P	230,7	8:51'54.034	5	25.107	15.409	<b>29.625</b>	35.229	<b>1'45.370</b>	<b>235,7</b>	9:03'54.346
8	32.544	15.674	30.014	35.438	1'53.670P	231,7	8:53'47.704	6	25.119	15.338	29.636	35.310	1'45.403	<b>235,7</b>	9:05'39.749
9	25.053	15.147	29.427	34.652	1'44.279	235,1	8:55'31.983	7	25.207	15.407	29.932	<b>35.134</b>	1'45.680	235,1	9:07'25.429
10	24.918	15.286	29.366	35.207	1'44.777	232,7	8:57'16.760	8	25.160	15.407	30.086	3'36.157	4'46.810P	235,1	9:12'12.239
11	24.955	15.336	30.167	35.185	1'45.643	232,7	8:59'02.403	9	37.809	16.086	30.318	35.375	1'59.588P	232,7	9:14'11.827

### 266 Vincenzo Sospiri Racing (1'42.831)

Lap	Seg.1	Seg.2	Seg.3	Seg.4	Lap Time	km/h	Local Time
Yuki Nemoto							
1	40.443	17.621	32.540	39.373	2'09.977P	227,4	8:36'01.223
2	28.220	16.614	30.698	35.182	1'50.714	231,2	8:37'51.937
3	25.612	15.197	29.252	34.703	1'44.764	237,7	8:39'36.701
4	24.396	15.186	29.107	34.648	1'43.337	236,7	8:41'20.038
5	24.567	15.168	29.002	34.515	1'43.252	236,2	8:43'03.290
6	30.134	21.079	37.902	36.413	2'05.528	118,3	8:45'08.818
7	24.449	15.184	<b>28.813</b>	34.978	1'43.424	235,1	8:46'52.242
8	24.573	<b>15.065</b>	28.856	<b>34.337</b>	<b>1'42.831</b>	237,7	8:48'35.073
9	24.962	15.495	29.184	2'51.003	4'00.644P	235,7	8:52'35.717
10	32.745	15.815	30.511	36.019	1'55.090P	234,2	8:54'30.807
11	25.082	15.191	41.639	34.471	1'56.383	204,7	8:56'27.190
12	<b>24.332</b>	15.165	28.927	40.880	1'49.304	237,2	8:58'16.494
13	24.495	15.109	29.456	36.531	1'45.591	<b>238,7</b>	9:00'02.085
Alex AU							
14	24.782	15.180	31.019	2'52.812	4'03.793P	237,2	9:04'05.878
15	33.635	16.409	36.230	42.083	2'08.357P	234,2	9:06'14.235
16	25.973	15.497	31.126	36.236	1'48.832	237,2	9:08'03.067
17	25.384	15.457	30.193	36.982	1'48.016	236,7	9:09'51.083
18	26.045	15.402	29.990	35.318	1'46.755	236,7	9:11'37.838
19	25.592	15.482	29.878	37.116	1'48.068	237,7	9:13'25.906
20	25.574	15.411	29.902	35.796	1'46.683	238,2	9:15'12.589

### 239 T Squared Racing (1'45.342)

Lap	Seg.1	Seg.2	Seg.3	Seg.4	Lap Time	km/h	Local Time
Hulian Han							
8:38'07.576							
1	46.655	23.984	43.956	51.717	2'46.312P	132,0	8:40'53.888
2	30.265	18.436	34.904	40.816	2'04.421	223,7	8:42'58.309
3	26.534	16.419	31.302	36.671	1'50.926	226,0	8:44'49.235
4	25.659	15.517	29.720	36.058	1'46.954	<b>232,7</b>	8:46'36.189
5	27.815	16.240	30.095	4'10.699	5'24.849P	230,7	8:52'01.038
6	29.449	15.505	29.585	<b>35.395</b>	1'49.934P	231,7	8:53'50.972
7	<b>25.047</b>	15.411	<b>29.416</b>	35.468	<b>1'45.342</b>	231,7	8:55'36.314
8	25.048	<b>15.350</b>	29.733	35.952	1'46.083	231,7	8:57'22.397
9	25.068	15.390	29.842	35.645	1'45.945	<b>232,7</b>	8:59'08.342
10	27.196	17.220	34.550	14'07.001	15'25.967P	217,1	9:14'34.309
11	38.939	18.947	36.597	42.654	2'17.137CP	162,5	9:16'51.446

### 244 852 Challengers (1'47.715)

Lap	Seg.1	Seg.2	Seg.3	Seg.4	Lap Time	km/h	Local Time
Clement Li							
8:34'24.772							
1	46.094	22.321	40.570	44.750	2'33.735P	146,8	8:36'58.507
2	29.287	17.704	36.491	38.339	2'01.821	227,4	8:39'00.328
3	26.661	16.214	31.067	36.895	1'50.837	231,2	8:40'51.165
4	26.308	17.012	30.650	36.125	1'50.095	232,7	8:42'41.260
5	25.551	15.998	33.120	36.048	1'50.717	<b>233,7</b>	8:44'31.977
6	25.864	15.950	30.903	36.532	1'49.249	230,7	8:46'21.226
7	29.703	17.195	31.621	1'53.003	3'11.522P	227,9	8:49'32.748
8	33.312	17.694	31.528	36.548	1'59.082P	230,7	8:51'31.830
9	25.985	16.070	30.504	36.074	1'48.633	231,2	8:53'20.463
10	26.069	15.804	30.315	37.667	1'49.855	<b>233,7</b>	8:55'10.318
11	25.772	15.689	30.207	36.047	<b>1'47.715</b>	<b>233,7</b>	8:56'58.033
12	26.032	16.356	30.352	36.987	1'49.727	226,0	8:58'47.760
13	27.235	<b>15.462</b>	30.112	6'44.657	7'57.466P	<b>233,7</b>	9:06'45.226
14	38.487	19.728	40.757	43.832	2'22.804P	186,4	9:09'08.030
15	30.622	15.910	31.442	<b>35.898</b>	1'53.872	233,2	9:11'01.902
16	25.629	15.506	41.114	39.108	2'01.357	232,7	9:13'03.259
17	25.675	15.565	30.460	36.105	1'47.805	233,2	9:14'51.064
18	<b>25.434</b>	15.548	<b>29.959</b>	35.948	1'46.889C	231,7	9:16'37.953

### 268 Gama Racing (1'42.522)

Lap	Seg.1	Seg.2	Seg.3	Seg.4	Lap Time	km/h	Local Time
Chris Van Der Drift							
8:34'31.343							
1	38.280	17.532	35.223	38.539	2'09.574P	221,9	8:36'40.917
2	25.899	15.368	29.798	37.320	1'48.385	234,7	8:38'29.302
3	24.766	15.040	28.972	34.544	1'43.322	233,7	8:40'12.624
4	25.448	15.358	32.540	36.989	1'50.335	234,7	8:42'02.959
5	<b>24.277</b>	15.028	<b>28.811</b>	34.406	<b>1'42.522</b>	233,7	8:43'45.481
Yi Fan Chen							
6	26.810	15.507	31.562	7'06.481	8'20.360P	232,7	8:52'05.841
7	32.072	15.897	30.831	36.100	1'54.900P	231,2	8:54'00.741
8	24.739	15.083	29.352	34.885	1'44.059	235,1	8:55'44.800
9	24.581	15.220	29.226	34.712	1'43.739	234,2	8:57'28.539
10	24.563	16.164	29.663	34.762	1'45.152	231,7	8:59'13.691
11	25.151	15.169	29.999	34.816	1'45.135	236,2	9:00'58.826
12	24.748	15.066	29.325	34.466	1'43.605	236,7	9:02'42.431
13	24.662	14.993	29.176	35.810	1'44.641	236,7	9:04'27.072
14	24.523	<b>14.942</b>	28.857	34.950	1'43.272	<b>237,2</b>	9:06'10.344
15	24.374	14.969	29.254	36.517	1'45.114	236,2	9:07'55.458
16	24.600	15.080	28.997	34.457	1'43.134	235,7	9:09'38.592
17	24.502	14.959	28.991	<b>34.399</b>	1'42.851	<b>237,2</b>	9:11'21.443
18	24.469	14.994	29.192	34.585	1'43.240	236,7	9:13'04.683

### 257 PCS Motorsport (1'45.370)

Lap	Seg.1	Seg.2	Seg.3	Seg.4	Lap Time	km/h	Local Time
-----	-------	-------	-------	-------	----------	------	------------

### 269 Aylezo Motorsports (1'50.962)

Lap	Seg.1	Seg.2	Seg.3	Seg.4	Lap Time	km/h	Local Time
-----	-------	-------	-------	-------	----------	------	------------

23/10/2019

P = Pits In/Out - C = Lap-Time Cancelled

Powered by FICR PERUGIA TIMING





6<sup>th</sup> ROUND



Jerez 4.428 m

5 / 5

### USA + ASIA - Chronological Analysis Test Session 1 - Wednesday

Angelo Negro

							8:35'23.986
1	43.197	20.916	39.457	41.993	2'25.563P	197,4	8:37'49.549
2	29.397	17.492	35.233	39.057	2'01.179	208,9	8:39'50.728
3	27.348	17.052	33.073	39.439	1'56.912	228,3	8:41'47.640
4	26.821	16.479	32.125	37.548	1'52.973	231,7	8:43'40.613
5	26.362	16.079	31.742	<b>36.779</b>	<b>1'50.962</b>	234,2	8:45'31.575
6	<b>26.069</b>	<b>15.738</b>	<b>30.589</b>	58.429	2'10.825	<b>234,7</b>	8:47'42.400
7	1'31.148	53.125	1'35.273	6'20.053	10'19.599P	57,6	8:58'01.999

298 Vincenzo Sospiri Racing (1'51.469)

Lap	Seg.1	Seg.2	Seg.3	Seg.4	Lap Time	km/h	Local Time
Kumar Prabakaran							
							8:35'37.717
1	52.268	26.474	46.377	52.777	2'57.896P	107,5	8:38'35.613
2	33.097	19.908	36.731	44.036	2'13.772	214,2	8:40'49.385
3	32.598	17.161	35.823	43.188	2'08.770	227,9	8:42'58.155
4	29.229	17.272	32.984	38.774	1'58.259	230,3	8:44'56.414
5	27.380	16.474	32.700	39.274	1'55.828	232,7	8:46'52.242
6	28.766	16.553	35.029	42.892	2'03.240	230,3	8:48'55.482
7	29.661	18.641	33.394	39.780	2'01.476	225,6	8:50'56.958
8	27.147	16.476	32.662	38.715	1'55.000	232,2	8:52'51.958
9	27.472	16.576	33.048	4'53.420	6'10.516P	232,2	8:59'02.474
10	38.457	17.835	32.827	42.008	2'11.127P	224,2	9:01'13.601
11	28.481	16.694	35.034	39.649	1'59.858	231,7	9:03'13.459
12	27.022	16.450	31.591	37.964	1'53.027	231,2	9:05'06.486
13	26.365	16.122	31.519	<b>37.528</b>	1'51.534	<b>234,7</b>	9:06'58.020
14	26.423	16.521	<b>30.984</b>	37.696	1'51.624	234,2	9:08'49.644
15	26.221	<b>16.012</b>	31.526	37.710	<b>1'51.469</b>	233,2	9:10'41.113
16	<b>26.170</b>	16.181	31.838	39.245	1'53.434	232,2	9:12'34.547

