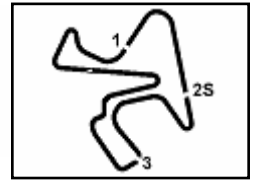




6th ROUND



USA + ASIA - Chronological Analysis Test Session 3 - Tuesday

Jerez 4.428 m

1 / 6

101 Travis H./Wane Taylor Mot. (1'43.522)

Table with columns: Lap, Seg.1, Seg.2, Seg.3, Seg.4, Lap Time, km/h, Local Time. Includes driver name Sandy Mitchell and data for laps 1-12.

Table with columns: Lap, Seg.1, Seg.2, Seg.3, Seg.4, Lap Time, km/h, Local Time. Includes driver name Mel Johnson and data for laps 1-14.

108 GMG Racing (1'46.494)

Table with columns: Lap, Seg.1, Seg.2, Seg.3, Seg.4, Lap Time, km/h, Local Time. Includes driver name Andrea Amici and data for laps 13-27.

Table with columns: Lap, Seg.1, Seg.2, Seg.3, Seg.4, Lap Time, km/h, Local Time. Includes driver names Mel Johnson and Thomas Lovelady and data for laps 15-29.

103 Dream Racing Motorsport (1'48.933)

Table with columns: Lap, Seg.1, Seg.2, Seg.3, Seg.4, Lap Time, km/h, Local Time. Includes driver name Randy Sellari and data for laps 1-15.

109 US RaceTronics (1'44.638)

Table with columns: Lap, Seg.1, Seg.2, Seg.3, Seg.4, Lap Time, km/h, Local Time. Includes driver name Jacob Eidson and data for laps 16-29.

107 Dream Racing Motorsport (1'44.281)

Table with columns: Lap, Seg.1, Seg.2, Seg.3, Seg.4, Lap Time, km/h, Local Time. Includes driver name Sheena Monk and data for laps 16-19.

22/10/2019

P = Pits In/Out - C = Lap-Time Cancelled

Powered by FICR PERUGIA TIMING



ROGER DUBUIS





6th ROUND



USA + ASIA - Chronological Analysis Test Session 3 - Tuesday

Jerez 4.428 m

2 / 6

Damon Ockey

10	25.551	15.554	30.094	5'22.003	6'33.202P	229,3	15:48'55.950
11	30.723	15.597	30.625	36.017	1'52.962P	230,3	15:50'48.912
12	25.062	15.394	29.825	35.856	1'46.137	233,2	15:52'35.049
13	24.917	15.302	29.433	34.986	1'44.638	234,2	15:54'19.687
Jacob Eidson							
14	24.900	16.059	30.825	8'41.603	9'53.387P	228,3	16:04'13.074
15	36.269	16.495	30.993	36.847	2'00.604P	225,1	16:06'13.678
16	26.046	15.465	29.738	35.801	1'47.050	229,8	16:08'00.728
17	25.174	15.275	29.677	35.751	1'45.877	233,7	16:09'46.605
18	25.195	15.714	30.012	36.239	1'47.160	232,7	16:11'33.765
19	25.584	15.362	30.330	36.298	1'47.574	233,7	16:13'21.339
20	25.584	15.504	30.241	36.323	1'47.652	233,2	16:15'08.991

127 Dream Racing Motorsport (1'43.035)

Lap	Seg.1	Seg.2	Seg.3	Seg.4	Lap Time	km/h	Local Time
Cedric Sbirrazzuoli							
1	31.240	16.104	30.633	35.331	1'53.308P	229,3	15:20'13.892
2	25.097	15.332	29.031	34.642	1'44.102	232,7	15:23'51.302
3	24.821	16.765	29.614	34.889	1'46.089	227,4	15:25'37.391
4	24.616	15.201	28.877	34.682	1'43.376	233,2	15:27'20.767
5	24.481	15.074	28.990	34.490	1'43.035	233,7	15:29'03.802
6	24.409	15.043	29.431	34.523	1'43.406	234,7	15:30'47.208
7	25.657	15.741	29.002	34.623	1'45.023	233,7	15:32'32.231
8	24.732	15.126	28.937	35.043	1'43.838	234,2	15:34'17.069
9	25.355	16.115	29.410	34.876	1'45.756	227,9	15:36'01.825
10	24.548	15.256	29.151	34.530	1'43.485	233,2	15:37'45.310
11	25.704	15.232	29.272	38.049	1'48.257	234,7	15:39'33.567
12	25.344	15.141	28.967	34.676	1'44.128	234,2	15:41'17.695
13	24.523	15.143	28.961	34.924	1'43.551	234,2	15:43'01.246
14	24.587	15.201	30.034	34.739	1'44.561	233,2	15:44'45.807

122 Dream Racing Motorsport (1'44.429)

Lap	Seg.1	Seg.2	Seg.3	Seg.4	Lap Time	km/h	Local Time
Chad Reed							
15:20'12.679							
1	32.942	17.000	32.091	36.101	1'58.134P	225,1	15:22'10.813
2	25.081	16.946	30.054	35.914	1'47.995	219,7	15:23'58.808
3	24.817	15.534	29.772	40.451	1'50.574	231,2	15:25'49.382
4	25.199	15.464	29.646	35.075	1'45.384	232,7	15:27'34.766
5	24.993	15.626	29.721	3'41.260	4'51.600P	232,2	15:32'26.366
6	36.391	17.881	37.235	38.000	2'09.507P	192,2	15:34'35.873
7	25.939	15.701	30.532	37.706	1'49.878	231,2	15:36'25.751
8	25.262	15.552	29.680	35.655	1'46.149	231,2	15:38'11.900
9	25.141	15.373	29.252	34.681	1'44.447	232,7	15:39'56.347
10	24.724	15.605	29.994	37.073	1'47.396	230,3	15:41'43.743
11	24.865	15.492	29.527	35.113	1'44.997	233,7	15:43'28.740
12	27.207	15.689	30.228	2'35.750	3'48.874P	231,7	15:47'17.614
13	31.296	16.478	32.873	37.539	1'58.186P	221,0	15:49'15.800
14	24.740	15.474	29.469	34.746	1'44.429	231,2	15:51'00.229
15	25.136	15.531	29.156	34.801	1'44.624	233,2	15:52'44.853
Justin Price							
16	25.614	15.552	32.842	3'05.134	4'19.142P	232,2	15:57'03.995
17	38.807	15.906	30.656	1'30.636	2'56.005P	229,8	16:00'00.000
18	29.455	15.861	30.263	36.109	1'51.688P	229,3	16:01'51.688
19	26.699	17.564	32.841	39.145	1'56.249	192,9	16:03'47.937
20	25.915	15.926	31.447	36.666	1'49.954	228,3	16:05'37.891

133 Travis H./Wane Taylor Mot. (1'42.837)

Lap	Seg.1	Seg.2	Seg.3	Seg.4	Lap Time	km/h	Local Time
Cameron Cassels							
15:20'51.137							
1	33.553	16.527	36.775	39.337	2'06.192P	224,2	15:22'57.329
2	30.151	16.241	31.988	36.272	1'54.652	226,5	15:24'51.981
3	25.084	15.261	29.820	37.453	1'47.618	232,2	15:26'39.599
4	25.091	15.274	29.590	35.389	1'45.344	233,2	15:28'24.943
5	25.173	15.204	29.899	35.573	1'45.849	233,2	15:30'10.792
6	25.452	15.523	30.291	35.338	1'46.604	231,7	15:31'57.396
7	25.594	15.719	30.099	35.677	1'47.089	232,7	15:33'44.485
8	25.390	17.052	31.882	2'37.922	3'52.246P	225,1	15:37'36.731
9	30.852	15.411	32.202	38.069	1'56.534P	231,7	15:39'33.265
10	27.121	15.640	31.108	35.742	1'49.611	232,7	15:41'22.876
11	25.391	15.458	30.150	35.820	1'46.819	232,7	15:43'09.695
12	25.483	15.545	30.488	11'52.810	13'04.326P	232,7	15:56'14.021
13	30.401	15.553	30.016	34.591	1'50.561P	232,2	15:58'04.582
14	24.817	15.077	29.197	34.317	1'43.408	234,2	15:59'47.990
15	24.474	15.004	29.039	34.320	1'42.837	235,1	16:01'30.827
16	24.806	15.991	30.496	36.551	1'47.844	232,7	16:03'18.671

124 US RaceTronics (1'51.975)

Lap	Seg.1	Seg.2	Seg.3	Seg.4	Lap Time	km/h	Local Time
Patrick Liddy							
15:34'03.276							
1	40.562	19.432	36.047	39.804	2'15.845P	215,9	15:36'19.121
2	27.916	16.965	32.206	38.421	1'55.508	224,6	15:38'14.629
3	27.474	16.321	33.006	37.132	1'53.933	229,3	15:40'08.562
4	27.504	17.103	32.320	38.330	1'55.257	227,4	15:42'03.819
5	27.285	16.517	31.854	37.070	1'52.726	228,3	15:43'56.545
6	27.294	16.371	31.932	37.244	1'52.841	227,9	15:45'49.386
7	27.341	17.137	32.628	38.516	1'55.622	227,9	15:47'45.008
8	27.490	16.368	32.707	37.951	1'54.516	227,9	15:49'39.524
9	27.124	16.455	32.349	38.271	1'54.199	229,8	15:51'33.723
10	26.751	16.523	32.283	37.396	1'52.953	228,8	15:53'26.676
11	26.998	16.354	33.257	37.812	1'54.421	230,3	15:55'21.097
12	27.216	16.201	32.164	37.510	1'53.091	230,3	15:57'14.188
13	26.655	16.030	31.996	37.593	1'52.274	231,7	15:59'06.462
14	26.906	16.292	32.298	37.791	1'53.287	228,8	16:00'59.749
15	26.924	16.278	31.685	37.088	1'51.975	229,8	16:02'51.724
16	26.542	16.158	33.152	38.769	1'54.621	230,3	16:04'46.345
17	27.204	16.460	32.082	37.196	1'52.942	231,2	16:06'39.287
18	26.587	16.104	32.308	37.383	1'52.382	230,3	16:08'31.669

136 Change Racing (1'44.422)

Lap	Seg.1	Seg.2	Seg.3	Seg.4	Lap Time	km/h	Local Time
Matt Dicken							
15:20'25.437							
1	39.776	20.107	37.536	41.921	2'19.340P	213,4	15:22'44.777
2	28.102	17.200	34.008	38.810	1'58.120	224,2	15:24'42.897
3	28.497	16.792	32.556	40.273	1'58.118	225,1	15:26'41.015
4	27.220	16.840	33.294	3'40.560	4'57.914P	225,6	15:31'38.929

22/10/2019

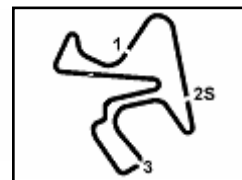
P = Pits In/Out - C = Lap-Time Cancelled

Powered by FICR PERUGIA TIMING





6th ROUND



USA + ASIA - Chronological Analysis Test Session 3 - Tuesday

Jerez 4.428 m

4 / 6

12	25.173	15.254	29.549	35.654	1'45.630	232,7	15:43'39.359	7	32.150	15.599	30.071	37.038	1'54.858P	228,8	15:37'36.883
13	26.061	15.520	29.702	35.851	1'47.134	231,2	15:45'26.493	8	25.338	15.157	29.468	35.637	1'45.600	233,7	15:39'22.483
14	25.129	15.946	30.803	35.732	1'47.610	218,0	15:47'14.103	9	24.934	15.145	29.461	36.497	1'46.037	233,2	15:41'08.520
William Hubbell															
15	25.167	15.387	30.192	3'17.843	4'28.589P	231,7	15:51'42.692	10	25.288	15.285	29.193	35.077	1'44.843	233,2	15:42'53.363
16	37.914	17.940	34.006	38.410	2'08.270P	224,6	15:53'50.962	11	24.691	15.827	29.520	35.232	1'45.270	221,0	15:44'38.633
17	26.974	16.368	32.769	37.820	1'53.931	227,9	15:55'44.893	12	24.923	15.236	29.214	35.074	1'44.447	231,7	15:46'23.080
18	27.452	16.285	32.325	37.441	1'53.503	228,8	15:57'38.396	13	25.008	15.243	29.333	43.713	1'53.297	233,2	15:48'16.377
19	26.819	16.051	32.889	37.564	1'53.323	229,8	15:59'31.719	14	25.508	15.293	30.328	35.712	1'46.841	231,2	15:50'03.218
20	27.015	16.146	32.516	37.567	1'53.244	229,8	16:01'24.963	15	25.196	15.344	29.318	36.485	1'46.343	232,2	15:51'49.561
21	27.401	16.169	33.035	37.908	1'54.513	230,7	16:03'19.476	16	26.391	15.252	29.405	35.432	1'46.480	233,7	15:53'36.041
22	27.103	16.208	32.830	38.179	1'54.320	229,8	16:05'13.796	17	24.971	15.189	29.672	35.382	1'45.214	233,7	15:55'21.255
23	26.811	16.245	32.696	37.147	1'52.899	229,3	16:07'06.695	18	25.166	15.286	30.698	35.493	1'46.643	231,7	15:57'07.898
24	26.738	16.051	33.075	37.294	1'53.158	227,9	16:08'59.853	19	24.837	15.220	29.060	34.706	1'43.823	233,7	15:58'51.721
25	26.871	16.168	32.916	37.122	1'53.077	230,3	16:10'52.930								
26	27.338	16.340	33.650	37.043	1'54.371	229,3	16:12'47.301								
27	26.674	16.112	32.975	37.704	1'53.465	231,2	16:14'40.766								
28	26.818	16.109	32.383	37.438	1'52.748	230,7	16:16'33.514								

239 T Squared Racing (1'43.484)

Lap	Seg.1	Seg.2	Seg.3	Seg.4	Lap Time	km/h	Local Time
-----	-------	-------	-------	-------	----------	------	------------

Hulian Han

1	40.641	20.899	42.933	49.547	2'34.020P	182,1	15:20'31.003
2	29.071	16.962	31.439	37.376	1'54.848	223,7	15:24'59.871
3	25.418	15.525	30.212	36.038	1'47.193	228,8	15:26'47.064
4	25.425	15.600	31.469	42.254	1'54.748	228,8	15:28'41.812
5	25.638	15.805	30.423	36.065	1'47.931	228,3	15:30'29.743
6	25.670	15.635	30.273	35.919	1'47.497	229,8	15:32'17.240
7	25.207	15.595	30.480	36.386	1'47.668	228,3	15:34'04.908
8	25.918	16.059	30.528	35.987	1'48.492	228,3	15:35'53.400
9	27.177	19.862	36.160	5'42.274	7'05.473P	169,3	15:42'58.873
10	31.076	16.061	30.525	35.526	1'53.188P	226,9	15:44'52.061
11	24.836	15.482	29.291	34.726	1'44.335	228,3	15:46'36.396
12	24.470	15.302	28.852	34.860	1'43.484	228,8	15:48'19.880
13	25.737	15.474	30.587	5'07.622	6'19.420P	231,2	15:54'39.300
14	31.076	15.742	30.532	36.361	1'53.711P	226,9	15:56'33.011
15	25.240	15.455	29.881	36.333	1'46.909	229,3	15:58'19.920
16	25.421	15.609	29.779	35.851	1'46.660	227,4	16:00'06.580
17	25.239	15.366	30.054	35.582	1'46.241	230,3	16:01'52.821
18	25.615	15.645	30.065	37.358	1'48.683	228,3	16:03'41.504
19	25.273	15.445	30.078	38.856	1'49.652	230,3	16:05'31.156
20	25.556	15.571	30.094	35.941	1'47.162	227,9	16:07'18.318
21	25.224	15.452	30.030	35.938	1'46.644	231,2	16:09'04.962
22	25.213	15.425	30.630	36.835	1'48.103	231,2	16:10'53.065
23	25.804	15.546	30.394	38.283	1'50.027	229,3	16:12'43.092

244 852 Challengers (1'44.556)

Lap	Seg.1	Seg.2	Seg.3	Seg.4	Lap Time	km/h	Local Time
-----	-------	-------	-------	-------	----------	------	------------

Clement Li

1	34.623	18.306	34.879	38.563	2'06.371P	218,4	15:22'28.810
2	27.547	17.549	33.792	38.810	1'57.698	212,9	15:24'26.508
3	26.495	16.175	32.194	37.102	1'51.966	229,3	15:26'18.474
4	25.984	16.187	31.516	36.748	1'50.435	227,4	15:28'08.909
5	26.138	16.133	31.450	36.862	1'50.583	226,9	15:29'59.492
6	25.898	16.239	31.085	36.782	1'50.004	229,3	15:31'49.496
7	26.840	16.234	31.125	37.351	1'51.550	227,4	15:33'41.046
8	27.524	17.970	33.819	3'19.351	4'38.664P	224,2	15:38'19.710
9	38.983	20.776	38.848	43.038	2'21.645P	168,2	15:40'41.355
10	26.577	16.458	31.582	37.096	1'51.713	226,0	15:42'33.068
11	25.701	16.082	30.609	36.509	1'48.901	227,9	15:44'21.969
12	25.489	15.908	30.321	36.287	1'48.005	229,8	15:46'09.974
13	25.798	15.959	30.737	36.581	1'49.075	228,3	15:47'59.049
14	25.971	15.886	31.117	36.853	1'49.827	227,9	15:49'48.876
15	26.291	17.457	31.815	37.282	1'52.845	224,6	15:51'41.721
16	26.300	16.104	31.624	36.782	1'50.810	227,4	15:53'32.531
17	26.116	16.136	34.265	2'53.645	4'10.162P	226,5	15:57'42.693
18	29.902	15.323	32.294	37.767	1'55.286P	232,7	15:59'37.979

238 Hojust Racing (1'42.928)

Lap	Seg.1	Seg.2	Seg.3	Seg.4	Lap Time	km/h	Local Time
-----	-------	-------	-------	-------	----------	------	------------

Afiq Ikhwan Yazid

1	41.874	17.556	33.245	38.802	2'11.477P	221,0	15:24'25.583
2	24.890	15.308	28.945	34.788	1'43.931	232,2	15:26'09.514
3	24.262	15.058	28.804	34.804	1'42.928	233,2	15:27'52.442
4	26.338	15.397	31.415	37.955	1'51.105	231,7	15:29'43.547
5	27.086	16.810	33.153	35.507	1'52.556	209,3	15:31'36.103
Toshiyuki Ochiai							
6	24.973	15.270	29.824	2'55.855	4'05.922P	234,2	15:35'42.025

22/10/2019

P = Pits In/Out - C = Lap-Time Cancelled

Powered by FICR PERUGIA TIMING

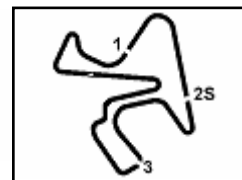


ROGER DUBUIS





6th ROUND



USA + ASIA - Chronological Analysis Test Session 3 - Tuesday

Jerez 4.428 m

5 / 6

19	25.155	15.288	29.968	36.811	1'47.222	232,2	16:01'25.201	20	24.436	15.121	29.008	34.573	1'43.138	231,2	16:02'56.302
20	25.823	15.395	29.544	35.041	1'45.803	232,2	16:03'11.004	21	24.488	15.095	30.740	35.908	1'46.231	235,7	16:04'42.533
21	24.993	15.231	29.563	35.027	1'44.814	233,2	16:04'55.818	22	24.483	15.077	28.779	34.587	1'42.926	235,1	16:06'25.459
22	24.923	15.120	29.445	35.068	1'44.556	233,7	16:06'40.374	Takashi Kasai							
23	25.964	15.832	30.855	3'18.775	4'31.426P	232,2	16:11'11.800	23	26.247	15.902	31.920	1'54.851	3'08.920P	221,9	16:09'34.379
24	38.303	21.386	39.100	40.617	2'19.406P	157,0	16:13'31.206	24	29.949	19.431	31.264	35.797	1'56.441P	227,9	16:11'30.820
25	25.744	15.961	30.649	35.877	1'48.231	229,8	16:15'19.437	25	24.674	15.201	30.362	35.028	1'45.265	234,7	16:13'16.085
26	25.911	15.904	30.672	36.634	1'49.121	229,8	16:17'08.558	26	24.635	15.121	29.162	34.708	1'43.626	236,2	16:14'59.711
27	25.843	15.877	30.426	38.977	1'51.123	228,8	16:18'59.681								
28	25.641	15.883	30.716	36.477	1'48.717	229,8	16:20'48.398								

268 Gama Racing (1'42.664)

Lap	Seg.1	Seg.2	Seg.3	Seg.4	Lap Time	km/h	Local Time
Chris Van Der Drift							
1	39.492	18.508	34.040	37.294	2'09.334P	221,0	15:20'15.718
2	24.787	15.266	29.174	35.323	1'44.550	231,7	15:24'09.602
3	24.500	15.387	29.062	34.537	1'43.486	225,6	15:25'53.088
4	25.027	16.082	33.439	37.337	1'51.885	208,1	15:27'44.973
5	24.515	15.081	28.674	34.394	1'42.664	232,2	15:29'27.637
Yi Fan Chen							
6	26.756	15.633	31.461	4'31.652	5'45.502P	232,2	15:35'13.139
7	30.213	15.602	30.272	35.426	1'51.513P	229,3	15:37'04.652
8	24.807	15.194	29.049	34.733	1'43.783	230,7	15:38'48.435
9	24.793	15.245	36.454	45.358	2'01.850	231,2	15:40'50.285
10	24.705	15.166	29.350	34.677	1'43.898	231,7	15:42'34.183

257 PCS Motorsport (1'46.126)

Lap	Seg.1	Seg.2	Seg.3	Seg.4	Lap Time	km/h	Local Time
Sereethoranakul Sarun							
1	33.366	16.922	33.559	37.985	2'01.832P	202,0	15:21'17.403
2	26.886	15.589	31.688	35.735	1'49.898	228,8	15:25'09.133
3	25.766	15.473	32.178	3'20.204	4'33.621P	233,2	15:29'42.754
4	30.996	15.932	31.627	35.574	1'54.129P	230,3	15:31'36.883
5	25.371	15.588	29.788	35.549	1'46.296	230,7	15:33'23.179
6	25.179	15.557	30.306	35.456	1'46.498	232,2	15:35'09.677
7	25.281	15.496	30.280	35.298	1'46.355	232,7	15:36'56.032
8	25.366	15.471	29.814	35.475	1'46.126	232,7	15:38'42.158
9	25.457	15.387	31.162	5'39.409	6'51.415P	234,2	15:45'33.573

278 True Vision Motorsport (1'47.615)

Lap	Seg.1	Seg.2	Seg.3	Seg.4	Lap Time	km/h	Local Time
Suttitluck Buncharoen							
1	39.719	16.971	33.340	39.041	2'09.071P	225,6	15:32'58.907
2	28.439	17.384	32.306	37.382	1'55.511	215,4	15:34'54.418
3	26.395	16.065	32.051	36.889	1'51.400	226,0	15:36'45.818
4	26.269	15.912	30.625	35.989	1'48.795	230,3	15:38'34.613
5	25.832	15.815	30.569	36.198	1'48.414	229,3	15:40'23.027
6	26.430	16.060	32.269	4'30.093	5'44.852P	230,3	15:46'07.879
7	33.993	16.098	31.127	36.497	1'57.715P	228,8	15:48'05.594
8	26.343	15.716	30.791	36.064	1'48.914	230,3	15:49'54.508
9	25.844	15.581	30.442	36.443	1'48.310	232,7	15:51'42.818
10	25.888	15.796	31.874	2'33.052	3'46.610P	230,7	15:55'29.428
11	33.793	17.187	31.083	36.691	1'58.754P	228,3	15:57'28.182
12	25.758	15.576	30.390	35.964	1'47.688	231,2	15:59'15.870
13	25.785	15.769	31.079	3'31.612	4'44.245P	230,3	16:04'00.115
14	37.129	16.956	31.753	36.597	2'02.435P	203,2	16:06'02.550
15	25.875	15.658	30.284	36.588	1'48.405	232,7	16:07'50.955
16	26.931	15.669	30.604	36.006	1'49.210	230,7	16:09'40.165
17	25.625	16.055	30.605	36.346	1'48.631	232,2	16:11'28.796
18	25.791	15.615	31.299	36.305	1'49.010	230,7	16:13'17.806
19	25.565	15.510	30.251	36.289	1'47.615	234,2	16:15'05.421

263 FFF Racing Team (1'42.753)

Lap	Seg.1	Seg.2	Seg.3	Seg.4	Lap Time	km/h	Local Time
Takashi Kasai							
1	33.417	16.715	35.399	37.673	2'03.204P	225,6	15:20'09.684
2	24.992	15.874	29.697	35.737	1'46.300	214,2	15:22'12.888
3	24.948	15.327	29.708	38.462	1'48.445	232,2	15:25'47.633
4	24.733	15.296	29.507	34.985	1'44.521	232,2	15:27'32.154
5	24.829	15.191	29.444	35.449	1'44.913	234,2	15:29'17.067
6	26.631	16.212	31.050	3'18.376	4'32.269P	229,3	15:33'49.336
7	36.962	20.809	36.167	39.632	2'13.570P	128,4	15:36'02.906
8	24.925	15.135	29.283	34.628	1'43.971	235,1	15:37'46.877
9	24.903	15.142	29.065	37.923	1'47.033	235,1	15:39'33.910
10	25.563	15.078	29.120	34.974	1'44.735	233,7	15:41'18.645
11	24.692	15.190	29.295	34.806	1'43.983	234,7	15:43'02.628
Juuso Puhakka							
12	27.850	16.419	33.715	2'29.759	3'47.743P	228,3	15:46'50.371
13	31.265	15.328	29.610	34.715	1'50.918P	233,2	15:48'41.289
14	24.376	15.066	28.843	34.468	1'42.753	234,2	15:50'24.042
15	25.576	15.164	29.580	34.938	1'45.258	234,7	15:52'09.300
16	24.338	15.628	30.276	38.558	1'48.800	232,7	15:53'58.100
17	24.286	15.077	29.103	34.509	1'42.975	234,7	15:55'41.075
18	25.017	15.683	30.945	2'27.398	3'39.043P	227,4	15:59'20.118
19	28.674	15.227	29.563	39.582	1'53.046P	233,7	16:01'13.164

288 GDL Racing (1'47.167)

Lap	Seg.1	Seg.2	Seg.3	Seg.4	Lap Time	km/h	Local Time
Gabriele Murrioni							
1	34.144	18.453	33.388	37.820	2'03.805P	219,3	15:22'14.757
2	26.043	15.737	31.614	35.852	1'49.246	230,7	15:24'04.003
3	25.608	15.641	31.109	35.917	1'48.275	229,3	15:25'52.278
4	26.413	17.331	33.207	41.988	1'58.939	211,3	15:27'51.217
5	25.726	15.894	33.850	38.256	1'53.726	224,2	15:29'44.943
6	28.374	18.436	32.643	2'06.804	3'26.257P	191,5	15:33'11.200
7	30.285	15.819	30.525	35.983	1'52.612P	231,2	15:35'03.812
8	25.595	15.646	30.607	35.991	1'47.839	230,7	15:36'51.651
9	25.695	15.730	30.857	35.825	1'48.107	231,7	15:38'39.758
10	25.635	15.550	30.655	35.973	1'47.813	232,7	15:40'27.571
11	25.773	16.248	39.485	7'45.311	9'06.817P	191,9	15:49'34.388

22/10/2019

P = Pits In/Out - C = Lap-Time Cancelled

Powered by FICR PERUGIA TIMING



ROGER DUBUIS





6th ROUND



Jerez 4.428 m

6 / 6

USA + ASIA - Chronological Analysis Test Session 3 - Tuesday

12	38.217	17.730	34.978	41.703	2'12.628P	221,5	15:51'47.016
13	29.662	17.045	32.527	36.230	1'55.464	226,9	15:53'42.480
14	25.450	15.641	30.353	35.723	1'47.167	230,3	15:55'29.647

298 Vincenzo Sospiri Racing (1'53.154)

Lap	Seg.1	Seg.2	Seg.3	Seg.4	Lap Time	km/h	Local Time
Kumar Prabakaran							
							15:21'24.132
1	40.337	21.715	38.985	42.101	2'23.138P	201,3	15:23'47.270
2	28.255	17.427	35.199	41.358	2'02.239	222,4	15:25'49.509
3	28.477	17.581	33.104	39.282	1'58.444	225,6	15:27'47.953
4	27.920	16.710	32.759	39.287	1'56.676	226,0	15:29'44.629
5	27.866	17.057	34.559	39.322	1'58.804	226,5	15:31'43.433
6	27.892	17.136	33.370	38.678	1'57.076	224,2	15:33'40.509
7	27.452	19.053	34.407	39.379	2'00.291	208,1	15:35'40.800
8	27.387	16.869	33.488	40.028	1'57.772	227,4	15:37'38.572
9	27.081	16.852	32.328	40.555	1'56.816	223,3	15:39'35.388
10	28.473	17.405	32.920	9'30.223	10'49.021P	223,7	15:50'24.409
11	42.295	17.869	34.025	42.105	2'16.294P	221,0	15:52'40.703
12	27.210	16.964	33.253	39.522	1'56.949	221,9	15:54'37.652
13	27.800	16.709	32.856	43.225	2'00.590	226,5	15:56'38.242
14	28.101	16.877	34.037	39.172	1'58.187	227,9	15:58'36.429
15	27.468	17.236	32.643	39.111	1'56.458	226,0	16:00'32.887
16	27.088	16.625	32.190	38.136	1'54.039	223,3	16:02'26.926
17	26.941	16.493	31.788	37.932	1'53.154	228,8	16:04'20.080

