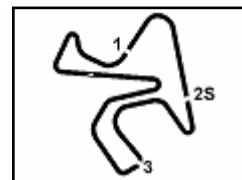




# 6<sup>th</sup> ROUND



## EUROPE - Chronological Analysis Test Session 1 - Tuesday

Jerez 4.423 m

1 / 3

### 3 Bonaldi Motorsport (1'44.065)

Lap	Seg.1	Seg.2	Seg.3	Seg.4	Lap Time	km/h	Local Time
Danny Kroes							
							9:03'47.233
1	41.874	24.917	41.930	44.328	2'33.049P	105,0	9:06'20.282
2	29.837	17.004	33.722	5'37.227	6'57.790P	175,2	9:13'18.072
3	30.653	15.589	30.936	36.177	1'53.355P	231,2	9:15'11.427
4	25.165	15.254	29.648	35.044	1'45.111	235,7	9:16'56.538
5	26.692	15.231	30.496	35.371	1'47.790	236,7	9:18'44.328
6	25.032	15.558	32.969	40.873	1'54.432	234,7	9:20'38.760
7	24.971	15.190	29.603	34.946	1'44.710	<b>237,7</b>	9:22'23.470
8	24.708	15.204	30.372	35.034	1'45.318	235,7	9:24'08.788
9	24.785	15.157	29.656	35.364	1'44.962	237,2	9:25'53.750
10	29.040	19.009	38.785	8'04.402	9'31.236P	185,7	9:35'24.986
11	29.733	15.261	29.770	35.688	1'50.452P	235,1	9:37'15.438
12	24.490	15.242	29.542	36.033	1'45.307	235,7	9:39'00.745
13	<b>24.455</b>	15.196	29.548	37.683	1'46.882	235,7	9:40'47.627
14	24.546	<b>15.154</b>	29.936	34.778	1'44.414	235,7	9:42'32.041
15	24.546	15.262	<b>29.394</b>	36.541	1'45.743	236,2	9:44'17.784
Sergey Afanaseyev							
16	25.035	15.826	32.551	5'45.623	6'59.035P	215,4	9:51'16.819
17	36.892	17.233	32.260	37.036	2'03.421P	223,3	9:53'20.240
18	25.399	15.535	29.968	35.183	1'46.085	235,7	9:55'06.325
19	24.898	15.163	29.880	34.779	1'44.720	235,7	9:56'51.045
20	24.631	15.182	29.519	<b>34.733</b>	<b>1'44.065</b>	235,1	9:58'35.110
21	24.627	15.255	29.433	35.198	1'44.513	235,7	10:00'19.623

### Davide Venditti

9	24.764	<b>15.005</b>	30.317	7'52.907	9'02.993P	236,7	9:42'12.256
10	35.630	17.024	34.354	1'19.320	2'46.328P	226,9	9:44'58.584
11	30.204	15.873	32.225	37.183	1'55.485P	233,2	9:46'54.069
12	26.116	15.540	30.779	36.346	1'48.781	234,7	9:48'42.850
13	25.507	15.518	30.408	36.288	1'47.721	233,7	9:50'30.571
14	25.468	15.489	30.784	35.910	1'47.651	234,2	9:52'18.222
15	25.516	15.613	30.581	36.326	1'48.036	233,7	9:54'06.258
16	25.440	15.644	30.398	36.051	1'47.533	232,7	9:55'53.791
17	25.345	15.481	30.838	36.364	1'48.028	234,2	9:57'41.819
18	25.553	15.829	32.040	36.461	1'49.883	234,2	9:59'31.702
19	25.653	15.829	30.097	35.711	1'47.290	233,2	10:01'18.992

### 21 GT3 Poland (1'49.721)

Lap	Seg.1	Seg.2	Seg.3	Seg.4	Lap Time	km/h	Local Time
Grzegorz Moczulski							
							9:01'13.126
1	40.420	19.670	38.195	41.302	2'19.587P	221,9	9:03'32.713
2	28.264	17.312	33.170	38.220	1'56.966	230,7	9:05'29.679
3	27.415	16.316	33.506	38.275	1'55.512	229,8	9:07'25.191
4	27.085	16.593	32.480	5'17.776	6'33.934P	233,2	9:13'59.125
5	33.244	16.403	33.288	37.492	2'00.427P	226,9	9:15'59.552
6	26.906	16.699	31.987	37.029	1'52.621	229,3	9:17'52.173
7	26.567	16.208	31.435	36.856	1'51.066	235,7	9:19'43.239
8	26.161	16.022	<b>30.987</b>	<b>36.551</b>	<b>1'49.721</b>	236,2	9:21'32.960
9	26.697	15.800	31.264	36.697	1'50.458	<b>236,7</b>	9:23'23.418
10	27.122	15.862	31.254	36.860	1'51.098	233,7	9:25'14.516
11	26.726	16.090	34.131	10'25.600	11'42.547P	233,7	9:36'57.063
12	40.709	20.412	36.656	42.943	2'20.720P	219,3	9:39'17.783
13	28.757	17.259	32.889	38.624	1'57.529	226,5	9:41'15.312
14	27.205	16.959	32.552	38.873	1'55.589	227,4	9:43'10.901
15	26.147	16.118	31.108	36.895	1'50.268	233,2	9:45'01.169
16	26.412	16.453	32.429	39.336	1'54.630	233,2	9:46'55.799
17	26.603	15.932	31.020	36.651	1'50.206	233,2	9:48'46.005
18	26.624	16.661	32.086	3'19.244	4'34.615P	233,2	9:53'20.620
19	32.916	16.732	31.484	37.815	1'58.947P	230,7	9:55'19.567
20	26.366	15.987	31.014	36.804	1'50.171	232,7	9:57'09.738
21	<b>25.804</b>	<b>15.732</b>	31.049	37.551	1'50.136	233,7	9:58'59.874

### 6 Imperiale Racing (1'44.910)

Lap	Seg.1	Seg.2	Seg.3	Seg.4	Lap Time	km/h	Local Time
Karol Basz							
							9:08'19.832
1	43.532	21.764	40.805	44.753	2'30.854P	139,2	9:10'50.686
2	29.453	17.176	32.500	40.163	1'59.292	227,4	9:12'49.978
3	26.771	15.500	31.033	3'40.663	4'53.967P	237,2	9:17'43.945
4	30.766	15.735	30.632	35.343	1'52.476P	235,7	9:19'36.421
5	25.110	15.295	30.130	35.195	1'45.730	<b>238,2</b>	9:21'22.151
6	25.234	15.411	29.909	35.114	1'45.668	236,2	9:23'07.819
7	26.233	16.372	30.769	2'55.317	4'08.691P	234,7	9:27'16.510
8	29.574	15.371	31.641	35.331	1'51.917P	236,2	9:29'08.427
9	<b>24.981</b>	<b>15.226</b>	<b>29.902</b>	<b>34.801</b>	<b>1'44.910</b>	236,7	9:30'53.337
Andrzej Lewandowski							
10	25.317	15.600	31.318	12'03.252	13'15.487P	234,2	9:44'08.824
11	37.007	17.653	34.290	41.853	2'10.803P	225,6	9:46'19.627
12	28.406	17.006	34.418	38.178	1'58.008	227,4	9:48'17.635
13	26.885	16.198	31.936	2'53.676	4'08.695P	233,7	9:52'26.330
14	29.927	15.721	31.370	37.443	1'54.461P	234,2	9:54'20.791
15	26.638	16.021	31.744	37.024	1'51.427	231,7	9:56'12.218
16	26.386	15.701	31.529	36.431	1'50.047	236,7	9:58'02.265
17	25.910	15.689	31.011	36.102	1'48.712	235,7	9:59'50.977
18	25.884	16.667	31.567	36.540	1'50.658	232,7	10:01'41.635

### 9 Target Racing (1'44.129)

Lap	Seg.1	Seg.2	Seg.3	Seg.4	Lap Time	km/h	Local Time
Davide Venditti							
							9:15'09.639
1	41.026	20.299	36.497	36.960	2'14.782P	114,6	9:17'24.421
2	25.997	16.179	30.500	35.420	1'48.096	234,7	9:19'12.517
Alberto Di Folco							
3	25.465	16.169	30.811	3'49.974	5'02.419P	234,7	9:24'14.936
4	33.549	15.592	29.964	34.864	1'53.969P	236,7	9:26'08.905
5	24.823	15.481	30.661	36.302	1'47.267	<b>237,7</b>	9:27'56.172
6	24.559	15.047	29.612	35.112	1'44.330	237,2	9:29'40.502
7	25.110	15.223	<b>29.515</b>	<b>34.784</b>	1'44.632	236,7	9:31'25.134
8	<b>24.558</b>	15.074	29.689	34.808	<b>1'44.129</b>	236,7	9:33'09.263

22/10/2019

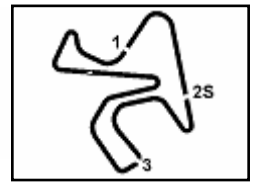
P = Pits In/Out - C = Lap-Time Cancelled

Powered by FICR PERUGIA TIMING





6<sup>th</sup> ROUND



EUROPE - Chronological Analysis Test Session 1 - Tuesday

Jerez 4.423 m

2 / 3

								31 Target Racing (1'44.369)							
								Lap	Seg.1	Seg.2	Seg.3	Seg.4	Lap Time	km/h	Local Time
22	34.239	16.875	32.612	38.047	2'01.773P	228,3	9:52'04.346	Frederik Schandorff							
23	26.773	16.298	31.315	37.438	1'51.824	227,9	9:53'56.170	Jonathan Cecotto							
24	26.681	16.423	31.777	36.992	1'51.873	230,3	9:55'48.043								
25	26.985	16.303	31.292	<b>36.744</b>	1'51.324	228,3	9:57'39.367								
26	26.687	16.427	33.772	37.486	1'54.372	228,3	9:59'33.739	1	41.229	19.784	38.452	42.207	2'21.672P		9:18'04.796
27	<b>26.423</b>	16.201	<b>31.202</b>	36.945	<b>1'50.771</b>	229,3	10:01'24.510	2	28.168	16.911	32.495	37.632	1'55.206	231,2	9:20'00.002
24 Freymuth Oliver (1'48.906)								32 Bonaldi Motorsport (1'44.527)							
Lap	Seg.1	Seg.2	Seg.3	Seg.4	Lap Time	km/h	Local Time	Lap	Seg.1	Seg.2	Seg.3	Seg.4	Lap Time	km/h	Local Time
Oliver Freymuth								Jack Bartholomew							
							9:04'30.113	1	46.982	22.766	42.011	49.222	2'40.981P	151,8	9:23'37.992
1	50.214	24.346	44.046	47.797	2'46.403P	154,1	9:07'16.516	2	32.933	19.908	39.103	16'46.524	18'18.468P	152,9	9:41'56.460
2	32.669	20.283	38.808	43.415	2'15.175	172,4	9:09'31.691	3	35.562	19.355	36.755	41.040	2'12.712P	183,3	9:44'09.172
3	30.210	17.791	36.450	40.824	2'05.275	226,0	9:11'36.966	4	26.527	15.897	30.903	36.387	1'49.714	233,2	9:45'58.886
4	28.358	16.929	33.876	38.342	1'57.505	227,9	9:13'34.471	5	25.179	15.397	30.045	35.343	1'45.964	235,1	9:47'44.850
5	27.565	16.749	32.621	38.355	1'55.290	229,3	9:15'29.761	6	24.820	<b>15.229</b>	29.760	35.036	1'44.845	<b>236,2</b>	9:49'29.695
6	26.735	16.500	32.749	37.477	1'53.461	232,7	9:17'23.222	7	24.803	15.262	29.762	<b>35.025</b>	1'44.852	235,1	9:51'14.547
7	26.801	16.486	32.888	37.607	1'53.782	231,2	9:19'17.004	8	<b>24.626</b>	15.252	<b>29.413</b>	35.236	<b>1'44.527</b>	235,7	9:52'59.074
8	26.444	16.193	32.089	4'01.123	5'15.849P	232,7	9:24'32.853	9	24.753	15.314	29.688	35.137	1'44.892	235,7	9:54'43.966
9	38.537	17.639	33.125	37.639	2'06.940P	222,8	9:26'39.793								
10	26.737	16.086	32.183	36.999	1'52.005	231,7	9:28'31.798								
11	26.392	16.217	31.557	36.824	1'50.990	229,3	9:30'22.788								
12	26.252	16.018	31.270	36.833	1'50.373	231,7	9:32'13.161								
13	26.145	15.871	31.103	36.519	1'49.638	231,7	9:34'02.799								
14	25.974	<b>15.814</b>	<b>30.799</b>	36.864	1'49.451	232,7	9:35'52.250								
15	26.236	16.251	33.413	39.245	1'55.145	231,2	9:37'47.395								
16	25.963	16.453	32.356	2'01.146	3'15.918P	226,0	9:41'03.313								
17	31.871	16.623	32.403	36.771	1'57.668P	230,3	9:43'00.981								
18	25.870	15.834	32.725	36.738	1'51.167	232,2	9:44'52.148								
19	25.999	16.086	31.108	36.867	1'50.060	232,7	9:46'42.208								
20	25.719	15.842	31.278	36.667	1'49.506	<b>233,2</b>	9:48'31.714								
21	25.819	15.990	31.485	36.694	1'49.988	230,3	9:50'21.702								
22	26.010	16.397	31.736	36.667	1'50.810	223,7	9:52'12.512								
23	25.724	16.090	31.413	36.813	1'50.040	230,7	9:54'02.552								
24	<b>25.513</b>	15.945	31.105	<b>36.343</b>	<b>1'48.906</b>	231,7	9:55'51.458								
25	25.845	15.898	31.193	36.441	1'49.377	<b>233,2</b>	9:57'40.835								
26	25.675	16.178	31.726	36.770	1'50.349	232,7	9:59'31.184								
27	25.863	16.189	31.879	37.354	1'51.285	196,7	10:01'22.469								
26 Scuderia Tornacum (1'50.205)								44 Imperia Racing (1'43.290)							
Lap	Seg.1	Seg.2	Seg.3	Seg.4	Lap Time	km/h	Local Time	Lap	Seg.1	Seg.2	Seg.3	Seg.4	Lap Time	km/h	Local Time
Francois Semoulin								Vito Postiglione							
							9:01'51.120	1	38.501	17.515	33.617	39.066	2'08.699P	223,3	9:16'18.195
1	44.211	22.399	43.253	47.558	2'37.421P	161,1	9:04'28.541	2	25.793	16.284	30.455	35.576	1'48.108	237,2	9:18'06.303
2	31.311	19.242	37.033	42.453	2'10.039	191,5	9:06'38.580	3	25.206	15.650	30.521	35.565	1'46.942	235,7	9:19'53.245
3	29.141	17.575	34.436	38.489	1'59.641	225,1	9:08'38.221	4	25.253	15.377	29.886	35.268	1'45.784	236,2	9:21'39.029
4	28.552	18.364	37.824	6'13.693	7'38.433P	178,0	9:16'16.654	5	25.330	15.263	29.609	35.022	1'45.224	237,2	9:23'24.253
5	38.493	20.398	38.110	43.135	2'20.136P	170,8	9:18'36.790	6	25.065	15.425	29.756	35.370	1'45.616	233,7	9:25'09.869
6	29.552	18.680	35.267	40.919	2'04.418	202,0	9:20'41.208	7	25.462	15.552	30.689	5'55.419	7'07.122P	237,2	9:32'16.991
7	29.484	17.705	33.502	37.828	1'58.519	229,3	9:22'39.727	8	33.411	15.662	29.675	35.579	1'54.327P	237,2	9:34'11.318
8	26.887	18.583	36.586	8'50.823	10'12.879P	185,7	9:32'52.606	9	24.671	15.216	29.232	34.650	1'43.769	236,7	9:35'55.087
9	34.395	17.868	33.854	38.424	2'04.541P	227,4	9:34'57.147	10	24.618	15.494	32.216	38.955	1'51.283	232,2	9:37'46.370
10	27.921	16.894	31.427	<b>36.468</b>	1'52.710	232,2	9:36'49.857	11	24.698	15.289	29.100	34.596	1'43.683	237,2	9:39'30.053
11	26.251	15.995	31.469	36.490	<b>1'50.205</b>	<b>235,1</b>	9:38'40.062	12	25.356	16.307	34.000	38.639	1'54.302	208,5	9:41'24.355
12	28.891	19.799	40.924	2'36.934	4'06.548P	175,2	9:42'46.610	13	24.489	15.117	29.572	35.482	1'44.660	236,7	9:43'09.015
13	34.169	18.336	39.648	40.863	2'13.016P	221,9	9:44'59.626	14	24.478	15.275	29.477	35.280	1'44.510	236,7	9:44'53.525
14	27.147	16.927	34.296	38.457	1'56.827	189,2	9:46'56.453	15	25.016	15.780	31.526	35.919	1'48.241	237,7	9:46'41.766
15	27.252	15.987	31.486	36.762	1'51.487	234,2	9:48'47.940	16	24.800	<b>15.089</b>	29.224	34.876	1'43.989	<b>238,2</b>	9:48'25.755
16	<b>25.830</b>	15.848	32.060	36.974	1'50.712	233,2	9:50'38.652	17	<b>24.453</b>	15.145	29.199	35.098	1'43.895	237,7	9:50'09.650
17	26.025	15.907	31.899	37.789	1'51.620	234,7	9:52'30.272	18	24.554	15.184	29.374	<b>34.550</b>	1'43.662	236,2	9:51'53.312
18	26.382	<b>15.824</b>	31.522	37.439	1'51.167	234,7	9:54'21.439	19	24.488	15.096	<b>29.036</b>	34.670	<b>1'43.290</b>	<b>238,2</b>	9:53'36.602
19	26.317	15.966	32.172	36.920	1'51.375	233,2	9:56'12.814								
20	26.586	16.007	31.607	36.536	1'50.736	233,2	9:58'03.550								

22/10/2019

P = Pits In/Out - C = Lap-Time Cancelled

Powered by FICR PERUGIA TIMING

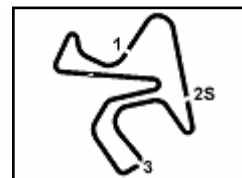


ROGER DUBUIS





# 6<sup>th</sup> ROUND



## EUROPE - Chronological Analysis Test Session 1 - Tuesday

Jerez 4.423 m

3 / 3

### 66 Micaneq Motorsport ACCR (1'47.652)

Lap	Seg.1	Seg.2	Seg.3	Seg.4	Lap Time	km/h	Local Time
Josef Zaruba							
							9:29'15.842
1	49.698	21.669	40.220	42.156	2'33.743P	135,6	9:31'49.585
2	29.408	16.651	33.104	37.253	1'56.416	229,3	9:33'46.001
3	27.048	16.016	31.676	36.075	1'50.815	232,2	9:35'36.816
4	26.060	15.879	30.828	36.066	1'48.833	233,7	9:37'25.649
5	25.716	15.587	30.809	36.152	1'48.264	234,7	9:39'13.913
6	25.775	15.641	<b>30.495</b>	<b>35.741</b>	<b>1'47.652</b>	234,2	9:41'01.565
7	<b>25.663</b>	<b>15.535</b>	30.667	59.428	2'11.293P	<b>235,1</b>	9:43'12.858

### 79 José Collado (1'48.047)

Lap	Seg.1	Seg.2	Seg.3	Seg.4	Lap Time	km/h	Local Time
José Collado							
							9:07'55.421
1	48.157	22.714	42.436	45.926	2'39.233P	119,6	9:10'34.654
2	31.644	17.923	34.969	41.026	2'05.562	176,3	9:12'40.216
3	28.666	15.996	32.015	37.079	1'53.756	229,8	9:14'33.972
4	26.009	<b>15.433</b>	31.057	36.264	1'48.763	<b>234,2</b>	9:16'22.735
5	25.695	15.849	<b>30.974</b>	<b>35.529</b>	<b>1'48.047</b>	233,2	9:18'10.782
6	<b>25.551</b>	15.584	<b>30.974</b>	36.373	1'48.482	<b>234,2</b>	9:19'59.264
7	25.732	15.811	31.212	36.405	1'49.160	233,2	9:21'48.424
8	26.518	15.790	31.712	37.138	1'51.158	233,7	9:23'39.582

### 88 Imperiale Racing (1'52.176)

Lap	Seg.1	Seg.2	Seg.3	Seg.4	Lap Time	km/h	Local Time
Hans Fabri							
							9:18'18.604
1	46.151	20.527	38.889	3'15.698	5'01.265P		9:23'19.869
2	36.716	18.420	35.645	40.947	2'11.728P	215,9	9:25'31.597
3	28.751	17.147	34.081	39.092	1'59.071	228,3	9:27'30.668
4	26.961	16.616	32.483	38.262	1'54.322	231,7	9:29'24.990
5	26.830	16.843	32.593	37.799	1'54.065	229,8	9:31'19.055
6	26.854	16.340	32.762	1'05.976	2'21.932P	231,2	9:33'40.987
7	34.875	16.997	32.996	37.857	2'02.725P	229,8	9:35'43.712
8	27.040	16.395	<b>32.052</b>	<b>37.085</b>	1'52.572	231,2	9:37'36.284
9	<b>26.766</b>	<b>16.030</b>	32.267	37.113	<b>1'52.176</b>	<b>233,7</b>	9:39'28.460

### 89 Nicolas Gomar (1'46.487)

Lap	Seg.1	Seg.2	Seg.3	Seg.4	Lap Time	km/h	Local Time
Nicolas Gomar							
							9:25'38.122
1	40.343	21.910	41.311	41.698	2'25.262P	132,4	9:28'03.384
2	27.393	16.534	32.237	37.113	1'53.277	224,6	9:29'56.661
3	25.855	15.620	30.657	36.366	1'48.498	232,7	9:31'45.159
4	25.419	15.601	30.405	35.830	1'47.255	233,7	9:33'32.414
5	27.312	17.718	34.720	7'51.383	9'11.133P	212,5	9:42'43.547
6	36.845	18.237	39.232	40.897	2'15.211P	222,8	9:44'58.758
7	27.644	16.783	34.520	38.305	1'57.252	228,8	9:46'56.010
8	27.072	16.124	31.216	36.433	1'50.845	231,2	9:48'46.855
9	25.951	15.811	30.844	36.669	1'49.275	232,7	9:50'36.130
10	25.828	15.925	30.529	36.102	1'48.384	233,2	9:52'24.514
11	25.522	15.785	31.735	37.071	1'50.113	232,2	9:54'14.627
12	26.012	15.686	30.517	36.184	1'48.399	<b>234,7</b>	9:56'03.026
13	<b>25.371</b>	15.615	30.095	35.945	1'47.026	234,2	9:57'50.052
14	25.429	<b>15.570</b>	<b>29.813</b>	<b>35.675</b>	<b>1'46.487</b>	234,2	9:59'36.539

### 96 Automobile Tricolore (1'45.821)

Lap	Seg.1	Seg.2	Seg.3	Seg.4	Lap Time	km/h	Local Time
Raffaele Giannoni							
							9:21'27.384
1	42.183	19.283	39.904	45.251	2'26.621P	188,9	9:23'54.005
2	29.449	17.090	34.674	40.284	2'01.497	226,5	9:25'55.502

22/10/2019 P = Pits In/Out - C = Lap-Time Cancelled

3	27.921	18.620	35.816	40.680	2'03.037	221,0	9:27'58.539
4	27.004	16.401	32.262	37.816	1'53.483	229,3	9:29'52.022
5	25.896	15.687	31.991	37.017	1'50.591	232,7	9:31'42.613
6	25.807	15.515	30.757	36.711	1'48.790	233,7	9:33'31.403
7	25.880	15.671	30.699	36.714	1'48.964	234,7	9:35'20.367
8	25.592	15.447	30.519	36.205	1'47.763	233,7	9:37'08.130
9	26.026	15.508	34.693	4'59.858	6'16.085P	234,2	9:43'24.215
10	32.459	16.122	31.106	36.558	1'56.245P	231,7	9:45'20.460
11	25.192	15.312	29.966	35.953	1'46.423	234,2	9:47'06.883
12	25.227	15.306	29.881	35.877	1'46.291	<b>235,7</b>	9:48'53.174
13	25.308	15.486	30.103	37.460	1'48.357	234,2	9:50'41.531
14	<b>25.100</b>	15.367	30.617	36.475	1'47.559	234,2	9:52'29.090
15	25.380	15.498	30.795	1'53.685	3'05.358P	<b>235,7</b>	9:55'34.448
16	32.999	15.971	31.698	36.811	1'57.479P	231,7	9:57'31.927
17	25.237	<b>15.191</b>	<b>29.705</b>	<b>35.688</b>	<b>1'45.821</b>	235,1	9:59'17.748
18	25.479	15.258	29.789	35.958	1'46.484	235,1	10:01'04.232

### 98 Gerard Van Der Horst (1'42.705)

Lap	Seg.1	Seg.2	Seg.3	Seg.4	Lap Time	km/h	Local Time
Gerard Van Der Horst							
							9:00'34.324
1	42.666	19.027	38.055	39.817	2'19.565P	169,8	9:02'53.889
2	27.470	15.691	30.375	35.826	1'49.362	234,2	9:04'43.251
3	25.176	15.054	29.850	34.722	1'44.802	<b>238,7</b>	9:06'28.053
4	24.585	14.897	<b>28.768</b>	34.455	<b>1'42.705</b>	237,2	9:08'10.758
5	24.525	<b>14.856</b>	29.179	35.287	1'43.847	237,2	9:09'54.605
6	24.841	15.050	34.913	2'47.894	4'02.698P	237,2	9:13'57.303
7	33.305	17.427	46.973	43.564	2'21.269P	182,1	9:16'18.572
8	25.579	15.221	29.386	35.201	1'45.387	237,2	9:18'03.959
9	24.585	15.016	29.201	34.790	1'43.592	237,2	9:19'47.551
10	24.813	15.115	29.313	4'44.285	5'53.526P	<b>238,7</b>	9:25'41.077
11	32.788	15.095	29.203	34.890	1'51.976P	236,2	9:27'33.053
12	24.720	15.065	29.794	34.767	1'44.346	237,2	9:29'17.399
13	24.517	14.963	28.953	34.411	1'42.844	238,2	9:31'00.243
14	<b>24.344</b>	14.942	28.983	34.486	1'42.755	<b>238,7</b>	9:32'42.998
15	24.452	14.999	28.960	<b>34.374</b>	1'42.785	238,2	9:34'25.783
16	25.105	15.392	30.797	7'02.176	8'13.470P	237,2	9:42'39.253
17	36.549	17.957	35.568	39.664	2'09.738P	219,7	9:44'48.991
18	27.749	17.438	33.110	38.175	1'56.472	221,0	9:46'45.463
19	26.318	16.399	31.910	37.558	1'52.185	231,2	9:48'37.648
20	26.523	16.276	32.113	38.720	1'53.632	228,8	9:50'31.280
21	26.764	16.089	31.735	36.902	1'51.490	232,7	9:52'22.770
22	26.251	16.209	32.401	38.290	1'53.151	232,2	9:54'15.921
23	26.362	16.205	31.583	37.235	1'51.385	231,7	9:56'07.306
24	26.497	16.184	31.616	36.937	1'51.234	231,2	9:57'58.540
25	26.276	16.281	31.211	36.962	1'50.730	230,7	9:59'49.270
26	26.197	16.155	32.106	38.636	1'53.094	231,7	10:01'42.364

Powered by FICR PERUGIA TIMING

