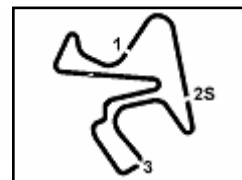




6th ROUND



USA + ASIA - Chronological Analysis Race 2

Jerez 4.428 m

Start at 15:03'09.882

1 / 8

101 Prestige Performance (1'44.049)								106 US RaceTronics (1'45.448)							
Lap	Seg.1	Seg.2	Seg.3	Seg.4	Lap Time	km/h	Local Time	Lap	Seg.1	Seg.2	Seg.3	Seg.4	Lap Time	km/h	Local Time
Sandy Mitchell								Steven Aghakhani							
1				34.757	1'53.991		15:05'03.873	1					34.906	1'51.529	15:05'01.411
2	24.681	15.371	29.519	35.198	1'44.769	236,2	15:06'48.642	2	25.004	15.350	30.305	35.183	1'45.842	235,1	15:06'47.253
3	24.778	15.153	29.272	34.846	1'44.049	238,2	15:08'32.691	3	25.026	15.275	29.914	35.372	1'45.587	235,1	15:08'32.840
4	24.685	15.099	29.697	34.728	1'44.209	235,7	15:10'16.900	4	25.220	15.246	29.848	35.134	1'45.448	235,7	15:10'18.288
5	24.788	15.214	29.842	35.667	1'45.511	236,2	15:12'02.411	5	25.218	15.388	29.856	35.331	1'45.793	235,7	15:12'04.081
6	24.982	15.382	29.751	35.058	1'45.173	235,1	15:13'47.584	6	25.113	15.361	29.965	35.235	1'45.674	235,1	15:13'49.755
7	25.288	15.541	30.277	35.179	1'46.285	236,2	15:15'33.869	7	25.368	15.414	30.052	35.447	1'46.281	235,7	15:15'36.036
8	24.923	15.266	29.468	35.033	1'44.690	235,1	15:17'18.559	8	26.183	15.449	30.073	35.652	1'47.357	235,1	15:17'23.393
9	24.880	15.222	29.532	34.946	1'44.580	235,7	15:19'03.139	9	25.448	15.438	30.227	35.423	1'46.536	235,1	15:19'09.929
10	25.048	16.079	30.049	35.025	1'46.201	234,7	15:20'49.340	10	25.463	15.578	30.337	35.342	1'46.720	234,2	15:20'56.649
11	25.024	15.313	29.571	35.127	1'45.035	234,7	15:22'34.375	11	25.375	15.464	30.184	35.637	1'46.660	235,1	15:22'43.309
Andrea Amici								Race Time 51'22.017 + 0.129Pen							
12	25.034	15.245	29.884	1'53.607	3'03.770P	235,1	15:25'38.145	12	25.484	15.454	30.187	1'55.946	3'07.071P	234,2	15:25'50.380
13	27.670	15.425	29.704	35.164	1'47.963P	233,2	15:27'26.108	13	28.759	15.686	30.676	35.928	1'51.049P	232,7	15:27'41.429
14	25.093	15.391	29.801	35.318	1'45.603	233,7	15:29'11.711	14	25.424	15.646	30.819	36.460	1'48.349	233,2	15:29'29.778
15	27.055	27.559	29.938	35.461	2'00.013	232,2	15:31'11.724	15	25.573	15.725	30.333	35.572	1'47.203	233,7	15:31'16.981
16	25.181	15.364	29.986	35.459	1'45.990	234,2	15:32'57.714	16	25.671	15.739	30.489	35.467	1'47.366	234,7	15:33'04.347
17	25.211	15.323	30.090	35.386	1'46.010	233,7	15:34'43.724	17	25.179	15.536	30.295	35.537	1'46.547	235,1	15:34'50.894
18	25.192	15.402	30.023	35.434	1'46.051	234,7	15:36'29.775	18	25.248	15.364	30.232	35.277	1'46.121	236,2	15:36'37.015
19	25.285	15.523	30.266	35.726	1'46.790	236,2	15:38'16.565	19	25.441	15.731	30.658	36.147	1'47.977	211,7	15:38'24.992
20	26.004	15.717	30.725	35.798	1'48.244	236,2	15:40'04.809	20	25.235	15.511	30.363	36.168	1'47.277	234,7	15:40'12.269
21	25.901	15.535	31.059	35.624	1'48.119	230,7	15:41'52.928	21	25.707	15.663	30.694	36.350	1'48.414	232,2	15:42'00.683
22	25.426	15.517	30.353	36.633	1'47.929	235,7	15:43'40.857	22	25.289	15.308	30.067	35.334	1'45.998	235,1	15:43'46.681
23	26.081	15.507	30.192	35.011	1'46.791	233,7	15:45'27.648	23	25.455	15.418	30.393	35.491	1'46.757	234,7	15:45'33.438
24	25.246	15.540	30.381	35.140	1'46.307	234,7	15:47'13.955	24	26.306	15.470	30.442	37.995	1'50.213	233,2	15:47'23.651
25	25.005	15.417	29.899	34.997	1'45.318	234,7	15:48'59.273	25	25.741	15.454	30.292	35.523	1'47.010	234,2	15:49'10.661
26	24.979	15.400	30.016	35.178	1'45.573	234,7	15:50'44.846	26	25.350	15.474	30.316	35.528	1'46.668	235,7	15:50'57.329
27	25.280	15.459	29.938	35.324	1'46.001	234,7	15:52'30.847	27	25.394	15.686	30.473	35.667	1'47.220	235,1	15:52'44.549
28	25.361	15.607	30.217	35.770	1'46.955	235,1	15:54'17.802	28	25.536	15.559	30.349	35.906	1'47.350	235,1	15:54'31.899
Race Time 51'07.920								Race Time 51'22.017 + 0.129Pen							
103 Dream Racing Motorsport (1'49.124)								107 Dream Racing Motorsport (1'45.834)							
Lap	Seg.1	Seg.2	Seg.3	Seg.4	Lap Time	km/h	Local Time	Lap	Seg.1	Seg.2	Seg.3	Seg.4	Lap Time	km/h	Local Time
Randy Sellari								Sheena Monk							
1				36.285	1'56.989		15:05'06.871	1					35.457	1'53.272	15:05'03.154
2	26.330	16.089	31.402	36.803	1'50.624	230,7	15:06'57.495	2	25.160	15.463	30.302	35.062	1'45.987	232,2	15:06'49.141
3	26.180	15.733	31.041	36.581	1'49.535	232,7	15:08'47.030	3	25.565	15.549	29.769	35.758	1'46.641	231,7	15:08'35.782
4	25.931	15.782	30.972	37.255	1'49.940	232,2	15:10'36.970	4	25.457	15.629	30.227	35.304	1'46.617	229,3	15:10'22.399
5	26.356	15.813	31.832	36.813	1'50.814	232,2	15:12'27.784	5	25.377	15.500	30.282	35.826	1'46.985	232,7	15:12'09.384
6	26.262	15.782	31.131	37.271	1'50.446	233,7	15:14'18.230	6	25.277	15.287	30.656	35.370	1'46.590	233,2	15:13'55.974
7	26.151	15.670	30.965	36.632	1'49.418	233,7	15:16'07.648	7	25.330	15.253	30.045	36.493	1'47.121	233,7	15:15'43.095
8	26.043	16.227	31.188	36.906	1'50.364	231,7	15:17'58.012	8	26.430	15.438	30.153	35.437	1'47.458	231,2	15:17'30.553
9	26.466	16.747	31.834	39.620	1'54.667	218,9	15:19'52.679	9	26.611	15.901	30.126	36.754	1'49.392	229,8	15:19'19.945
10	27.261	15.928	33.375	38.022	1'54.586	230,3	15:21'47.265	10	25.374	15.607	30.089	35.570	1'46.640	231,7	15:21'06.585
11	26.243	16.112	31.361	36.724	1'50.440	229,3	15:23'37.705	11	25.581	15.592	30.107	35.475	1'46.755	231,2	15:22'53.340
12	26.176	15.832	31.209	36.923	1'50.140	233,2	15:25'27.845	12	25.659	15.552	29.903	1'59.127	3'10.241P	232,7	15:26'03.581
13	26.076	15.870	31.312	1'59.403	3'12.661P	232,2	15:28'40.506	13	28.598	15.606	29.785	35.654	1'49.643P	229,8	15:27'53.224
14	30.457	16.045	31.510	36.749	1'54.761P	221,5	15:30'35.267	14	25.265	15.800	30.013	35.518	1'46.596	226,9	15:29'39.820
15	26.107	15.780	30.650	36.587	1'49.124	232,2	15:32'24.391	15	25.344	16.317	29.780	35.593	1'47.034	230,7	15:31'26.854
16	25.945	15.768	30.853	37.382	1'49.948	231,7	15:34'14.339	16	25.398	15.924	30.948	36.248	1'48.518	231,2	15:33'15.372
17	26.055	15.722	30.978	36.798	1'49.553	233,2	15:36'03.892	17	25.508	15.485	30.438	35.948	1'47.379	232,7	15:35'02.751
18	25.913	15.903	31.463	39.402	1'52.681	232,7	15:37'56.573	18	25.826	16.124	31.940	36.972	1'50.862	231,2	15:36'53.613
19	26.359	16.123	31.147	36.425	1'50.054	231,7	15:39'46.627	19	25.315	15.496	29.866	35.255	1'45.932	230,7	15:38'39.545
20	26.430	23.333	33.537	37.922	2'01.222	197,0	15:41'47.849	20	25.373	15.537	29.742	35.874	1'46.526	231,7	15:40'26.071
21	26.745	16.422	31.590	37.565	1'52.322	229,3	15:43'40.171	21	25.366	15.604	30.113	36.921	1'48.004	231,2	15:42'14.075
22	26.689	16.115	31.821	37.204	1'51.829	231,2	15:45'32.000	22	25.473	15.438	30.110	37.008	1'48.029	232,2	15:44'02.104
23	26.295	15.970	31.210	37.722	1'51.197	231,7	15:47'23.197	23	25.413	15.671	29.899	35.332	1'46.315	227,9	15:45'48.419
24	26.842	16.029	31.360	37.086	1'51.317	227,9	15:49'14.514	24	25.115	15.483	29.923	35.313	1'45.834	232,2	15:47'34.253
25	26.103	15.974	32.050	37.542	1'51.669	231,7	15:51'06.183	25	25.308	15.495	29.784	35.514	1'46.101	233,2	15:49'20.354
26	29.507	16.302	32.341	37.018	1'55.168	231,2	15:53'01.351	26	25.358	15.560	30.797	36.033	1'47.748	232,2	15:51'08.102
27	26.539	16.042	31.065	36.702	1'50.348	232,2	15:54'51.699	27	26.327	16.105	30.698	35.529	1'48.659	227,4	15:52'56.761
Race Time 51'41.817								Race Time 51'34.208							

25/10/2019

P = Pits In/Out - C = Lap-Time Cancelled

Powered by FICR PERUGIA TIMING

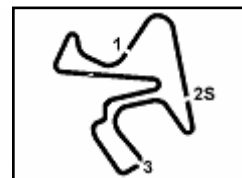


ROGER DUBUIS





6th ROUND



USA + ASIA - Chronological Analysis Race 2

Jerez 4.428 m

Start at 15:03'09.882

2 / 8

108 GMG Racing (1'45.829)							122 Dream Racing Motorsport (1'46.016)									
Lap	Seg.1	Seg.2	Seg.3	Seg.4	Lap Time	km/h	Local Time	Lap	Seg.1	Seg.2	Seg.3	Seg.4	Lap Time	km/h	Local Time	
Mel Johnson							Chad Reed									
1				36.224	1'57.256		15:05'07.138	1					35.305	1'52.749	15:05'02.631	
2	26.327	15.828	30.914	36.483	1'49.552	233,7	15:06'56.690	2	25.095	15.540	30.016		35.365	1'46.016	231,2	15:06'48.647
3	25.755	15.658	30.568	36.732	1'48.713	232,7	15:08'45.403	3	25.535	15.552	29.952		35.837	1'46.876	231,7	15:08'35.523
4	26.211	16.171	30.926	37.915	1'51.223	226,5	15:10'36.626	4	25.268	15.550	30.293		35.331	1'46.442	232,7	15:10'21.965
5	26.097	15.942	31.627	36.528	1'50.194	230,7	15:12'26.820	5	25.319	15.677	30.196		35.489	1'46.681	233,2	15:12'08.646
6	26.178	15.777	31.239	36.493	1'49.687	231,7	15:14'16.507	6	25.228	15.699	30.117		35.646	1'46.690	233,2	15:13'55.336
7	26.393	15.838	30.780	36.588	1'49.599	232,2	15:16'06.106	7	25.233	15.548	29.955		36.358	1'47.094	233,7	15:15'42.430
8	25.976	15.752	31.506	38.031	1'51.265	232,7	15:17'57.371	8	25.372	15.705	30.332		35.621	1'47.030	231,2	15:17'29.460
9	26.816	16.536	31.344	40.413	1'55.109	229,8	15:19'52.480	9			31.441		40.125	2'23.111	224,2	15:19'52.571
10	27.370	16.136	32.222	37.787	1'53.515	232,2	15:21'45.995	10	26.465	15.852	30.604		35.733	1'48.654	230,7	15:21'41.225
Thomas Lovelady							Justin Price									
11			33.640	1'58.421	3'27.139P	207,7	15:25'13.134	11	25.503	15.721	30.518		35.813	1'47.555	231,7	15:23'28.780
12	30.019	15.696	30.513	35.824	1'52.052P	231,2	15:27'05.186	12	25.424	15.892	30.356		35.770	1'47.442	231,2	15:25'16.222
13	26.443	15.733	30.568	35.742	1'48.486	233,2	15:28'53.672	13	25.451	15.796	30.480		36.084	1'47.811	229,8	15:27'04.033
14	25.862	15.646	30.195	35.519	1'47.222	233,7	15:30'40.894	14	25.519	15.866	30.547		36.030	1'47.962	229,8	15:28'51.995
15	25.211	15.325	29.902	35.391	1'45.829	235,1	15:32'26.723	15	25.659	15.803	30.690		1'54.694	3'06.846P	230,7	15:31'58.841
16	25.457	15.476	29.989	36.068	1'46.990	234,7	15:34'13.713	16	28.675	15.862	30.720		36.884	1'52.141P	229,8	15:33'50.982
17	25.142	15.416	30.168	35.416	1'46.142	234,7	15:35'59.855	17	26.681	15.960	30.932		38.051	1'51.624	229,8	15:35'42.606
18	25.954	15.501	29.895	35.929	1'47.279	235,7	15:37'47.134	18	26.797	16.434	32.132		37.148	1'52.511	226,9	15:37'35.117
19	25.334	15.436	30.452	35.610	1'46.832	234,7	15:39'33.966	19	26.011	15.920	31.772		36.952	1'50.655	229,8	15:39'25.772
20	25.273	15.401	29.776	35.534	1'45.984	234,7	15:41'19.950	20	26.331	16.018	30.948		37.003	1'50.300	229,8	15:41'16.072
21	25.211	15.524	30.016	35.563	1'46.314	233,2	15:43'06.264	21	25.928	16.001	31.213		37.033	1'50.175	229,3	15:43'06.247
22	26.292	15.560	30.137	35.573	1'47.562	233,7	15:44'53.826	22	27.571	16.188	33.589		37.027	1'54.375	228,8	15:45'00.622
23	25.376	15.769	30.138	35.410	1'46.693	233,7	15:46'40.519	23	26.186	16.061	32.278		37.224	1'51.749	229,8	15:46'52.371
24	25.344	15.342	29.707	35.483	1'45.876	235,1	15:48'26.395	24	26.246	16.088	31.862		38.859	1'53.055	230,3	15:48'45.426
25	26.416	15.491	33.131	37.135	1'52.173	234,2	15:50'18.568	25	26.496	16.049	32.817		36.874	1'52.236	228,8	15:50'37.662
26	27.321	15.986	32.333	36.475	1'52.115	234,2	15:52'10.683	26	26.153	16.099	31.439		38.088	1'51.779	229,8	15:52'29.441
27	26.241	15.931	31.040	36.509	1'49.721	233,2	15:54'00.404	27	26.553	16.855	32.162		37.862	1'53.432	229,8	15:54'22.873
Race Time 50'50.522							Race Time 51'12.991									

109 US RaceTronics (1'44.442)							124 US RaceTronics (1'44.201)									
Lap	Seg.1	Seg.2	Seg.3	Seg.4	Lap Time	km/h	Local Time	Lap	Seg.1	Seg.2	Seg.3	Seg.4	Lap Time	km/h	Local Time	
Damon Ockey							Patrick Liddy									
1				35.370	1'54.195		15:05'04.077	1					35.178	1'49.414	15:04'59.296	
2	25.225	15.501	29.867	35.627	1'46.220	233,2	15:06'50.299	2	24.990	15.269	29.649		34.904	1'44.812	232,2	15:06'44.108
3	25.069	15.512	29.960	35.884	1'46.425	233,7	15:08'36.722	3	24.724	15.191	29.500		34.926	1'44.341	233,7	15:08'28.449
4	25.320	15.544	30.237	35.764	1'46.865	234,2	15:10'23.587	4	24.728	15.280	29.347		34.846	1'44.201	233,7	15:10'12.650
5	25.396	15.546	30.417	36.957	1'48.316	234,7	15:12'11.903	5	24.849	15.276	29.655		34.931	1'44.711	233,2	15:11'57.361
6	25.488	15.573	30.043	35.697	1'46.801	233,7	15:13'58.704	6	24.840	15.328	29.560		35.499	1'45.227	233,2	15:13'42.588
7	25.461	15.677	30.463	36.554	1'48.155	231,7	15:15'46.859	7	25.101	15.349	29.633		34.989	1'45.072	232,2	15:15'27.660
8	25.588	15.588	30.123	35.872	1'47.171	233,2	15:17'34.030	8	24.907	15.336	29.770		35.081	1'45.094	232,7	15:17'12.754
9	25.818	15.709	30.206	35.793	1'47.526	232,7	15:19'21.556	9	25.042	15.374	29.733		35.077	1'45.226	233,2	15:18'57.980
10	25.971	15.653	30.033	35.808	1'47.465	231,2	15:21'09.021	10	24.987	15.490	29.821		35.123	1'45.421	232,2	15:20'43.401
11	25.502	15.744	30.246	35.905	1'47.397	230,7	15:22'56.418	11	24.957	15.442	29.592		35.238	1'45.229	231,7	15:22'28.630
Jacob Eidson							Ron Atapattu									
12	25.701	15.667	30.170	1'55.055	3'06.593P	232,7	15:26'03.011	12	25.689	15.624	29.717		35.207	1'46.237	231,2	15:24'14.867
13	28.133	15.304	29.643	35.011	1'48.091P	231,2	15:27'51.102	13	25.382	15.423	29.653		37.255	1'47.713	232,2	15:26'02.580
14	24.965	15.374	29.904	35.281	1'45.524	232,7	15:29'36.626	14	25.448	15.726	29.784		35.438	1'46.396	229,8	15:27'48.976
15	24.961	15.388	29.790	35.303	1'45.442	233,7	15:31'22.068	15	25.207	15.579	29.992		35.241	1'46.019	231,7	15:29'34.995
16	24.895	15.334	29.632	35.063	1'44.924	235,1	15:33'06.992	16	25.861	15.574	29.946		1'56.747	3'08.128P	231,7	15:32'43.123
17	26.106	15.404	29.632	35.302	1'46.444	235,7	15:34'53.436	17	32.291	16.521	32.296		37.061	1'58.169P	230,7	15:34'41.292
18	24.838	15.294	29.500	34.810	1'44.442	235,7	15:36'37.878	18	26.503	16.290	31.577		37.041	1'51.411	231,7	15:36'32.703
19	24.912	15.456	29.691	36.532	1'46.591	235,1	15:38'24.469	19	26.478	16.076	31.837		38.650	1'53.041	232,7	15:38'25.744
20	24.797	15.300	29.684	35.157	1'44.938	235,1	15:40'09.407	20	28.120	16.819	32.698		37.247	1'54.884	227,4	15:40'20.628
21	25.083	15.262	29.718	39.015	1'49.078	233,2	15:41'58.485	21	27.034	16.337	32.510		37.781	1'53.662	230,7	15:42'14.290
22	24.834	15.303	29.484	34.942	1'44.563	235,1	15:43'43.048	22	27.353	16.521	32.010		38.018	1'53.902	229,8	15:44'08.192
23	25.106	15.516	30.076	35.016	1'45.714	234,2	15:45'28.762	23	27.128	17.248	31.924		37.318	1'53.618	227,9	15:46'01.810
24	25.291	15.477	30.183	34.945	1'45.896	234,7	15:47'14.658	24	26.597	16.214	31.389		36.715	1'50.915	232,7	15:47'52.725
25	25.312	15.278	29.566	35.226	1'45.382	235,7	15:49'00.040	25	26.238	16.132	32.186		37.027	1'51.583	232,2	15:49'44.308
26	24.891	15.230	29.748	35.329	1'45.198	236,5	15:50'45.238	26	26.933	16.302	31.926		37.477	1'52.638	231,2	15:51'36.946
27	25.385	15.308	29.883	35.170	1'45.746	235,2	15:52'30.984	27	26.940	16.208	31.773		37.529	1'52.450	232,2	15:53'29.396
28	25.464	15.630	30.166	35.795	1'47.055	234,7	15:54'18.039									

25/10/2019

P = Pits In/Out - C = Lap-Time Cancelled

Powered by FICR PERUGIA TIMING

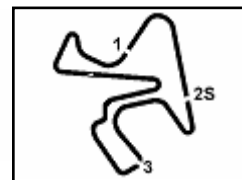


ROGER DUBUIS





6th ROUND



USA + ASIA - Chronological Analysis Race 2

Jerez 4.428 m

Start at 15:03'09.882

3 / 8

26	25.141	15.362	29.602	34.968	1'45.073	235,7	15:50'19.389
27	25.160	16.050	29.781	35.086	1'46.077	234,7	15:52'05.466
28	25.200	15.366	29.836	35.162	1'45.564	236,7	15:53'51.030

127 Dream Racing Motorsport (1'43.181)							
Lap	Seg.1	Seg.2	Seg.3	Seg.4	Lap Time	km/h	Local Time

Cedric Sbirrazzuoli							
1				34.754	1'47.572		15:04'57.454
2	24.533	15.039	29.036	34.573	1'43.181	236,7	15:06'40.635
3	24.567	15.033	29.169	34.655	1'43.424	236,2	15:08'24.059
4	24.526	15.144	29.269	34.822	1'43.761	235,1	15:10'07.820
5	24.641	15.138	29.883	35.246	1'44.908	236,7	15:11'52.728
6	24.766	15.275	30.718	35.526	1'46.285	236,2	15:13'39.013
7	24.775	15.272	29.488	35.053	1'44.588	235,7	15:15'23.601
8	24.818	15.309	29.423	35.110	1'44.660	235,7	15:17'08.261
9	24.770	15.121	29.570	35.021	1'44.482	236,7	15:18'52.743
10	24.736	15.294	29.559	34.909	1'44.498	235,7	15:20'37.241
11	24.888	15.363	29.719	36.587	1'46.557	235,1	15:22'23.798
Paolo Ruberti							
12	25.080	15.322	29.564	1'54.334	3'04.300P	234,7	15:25'28.098
13	28.331	15.601	30.058	36.968	1'50.958P	231,7	15:27'19.056
14	25.384	15.558	29.803	35.133	1'45.878	232,7	15:29'04.934
15	25.062	15.400	29.595	35.171	1'45.228	233,2	15:30'50.162
16	24.898	15.317	29.519	35.147	1'44.881	233,7	15:32'35.043
17	24.909	15.415	29.609	36.432	1'46.365	233,2	15:34'21.408
18	24.957	15.684	29.717	36.496	1'46.854	233,7	15:36'08.262
19	24.999	15.377	29.559	37.509	1'47.444	234,2	15:37'55.706
20	25.254	15.312	29.649	34.923	1'45.138	235,7	15:39'40.844
21	24.914	15.303	29.657	35.168	1'45.042	233,7	15:41'25.886
22	24.868	15.299	29.591	35.150	1'44.908	233,7	15:43'10.794
23	25.003	15.347	29.861	35.314	1'45.525	234,7	15:44'56.319
24	24.960	15.317	30.076	35.105	1'45.458	234,7	15:46'41.777
25	25.036	15.425	29.721	35.059	1'45.241	234,2	15:48'27.018
26	25.219	15.331	29.641	35.780	1'45.971	234,2	15:50'12.989
27	25.745	15.429	29.652	35.111	1'45.937	234,2	15:51'58.926
28	25.155	15.474	29.829	35.413	1'45.871	235,1	15:53'44.797
Race Time 50'34.915							

133 Prestige Performance (1'45.821)							
Lap	Seg.1	Seg.2	Seg.3	Seg.4	Lap Time	km/h	Local Time

Cameron Cassels							
1					35.220	1'55.094	15:05'04.976
2	25.257	15.479	29.872	35.384	1'45.992	234,2	15:06'50.968
3	25.260	15.485	30.054	35.370	1'46.169	234,7	15:08'37.137
4	25.409	15.462	30.308	35.573	1'46.752	234,2	15:10'23.889
5	25.447	15.565	30.641	35.593	1'47.246	233,2	15:12'11.135
6	25.230	15.349	30.193	35.517	1'46.289	235,1	15:13'57.424
7	25.092	15.418	29.934	38.334	1'48.778	235,1	15:15'46.202
8	25.662	15.344	30.013	35.691	1'46.710	234,2	15:17'32.912
9	25.602	15.536	30.377	36.253	1'47.768	233,7	15:19'20.680
10	25.983	15.495	30.202	35.946	1'47.626	234,2	15:21'08.306
11	25.482	15.482	30.150	36.133	1'47.247	234,2	15:22'55.553
12	25.543	15.356	30.421	35.645	1'46.965	235,1	15:24'42.518
13	25.633	15.557	30.358	35.517	1'47.065	234,2	15:26'29.583
14	25.488	16.121	30.673	1'57.595	3'09.877P	231,7	15:29'39.460
15	28.505	15.576	31.125	35.502	1'50.708P	233,2	15:31'30.168
16	25.391	15.562	30.296	35.649	1'46.898	233,2	15:33'17.066
17	25.293	15.371	30.022	36.593	1'47.279	235,7	15:35'04.345
18	25.358	15.444	32.757	36.145	1'49.704	234,2	15:36'54.049
19	25.445	15.541	30.211	35.272	1'46.469	233,7	15:38'40.518
20	25.309	15.443	30.020	35.351	1'46.123	234,7	15:40'26.641
21	25.814	15.498	30.167	36.751	1'48.230	234,7	15:42'14.871
22	25.725	15.422	30.115	37.310	1'48.572	233,7	15:44'03.443
23	25.442	15.439	30.108	35.339	1'46.328	235,1	15:45'49.771
24	25.099	15.386	30.150	35.186	1'45.821	235,1	15:47'35.592
25	25.401	15.413	29.912	35.122	1'45.848	234,7	15:49'21.440
26	25.208	15.504	30.392	36.113	1'47.217	234,7	15:51'08.657
27	26.220	16.145	30.753	35.598	1'48.716	233,2	15:52'57.373
28	25.693	15.437	30.251	35.718	1'47.099	235,1	15:54'44.472
Race Time 51'34.590							

129 Change Racing (1'44.605)							
Lap	Seg.1	Seg.2	Seg.3	Seg.4	Lap Time	km/h	Local Time

Corey Lewis							
1				34.982	1'49.644		15:04'59.526
2	25.120	15.416	29.457	35.012	1'45.005	233,7	15:06'44.531
3	24.832	15.330	29.562	34.881	1'44.605	234,2	15:08'29.136
4	24.729	15.347	29.565	35.076	1'44.717	233,7	15:10'13.853
5	24.850	15.315	29.821	35.044	1'45.030	235,7	15:11'58.883
6	24.849	15.305	29.777	35.174	1'45.105	235,1	15:13'43.988
7	25.401	15.372	29.990	35.155	1'45.918	235,7	15:15'29.906
8	24.809	15.376	29.612	35.088	1'44.885	234,7	15:17'14.791
9	25.024	15.340	29.585	35.066	1'45.015	235,1	15:18'59.806
10	24.860	15.381	29.669	35.239	1'45.149	235,1	15:20'44.955
11	25.056	15.501	29.737	35.168	1'45.462	234,7	15:22'30.417
12	25.157	15.777	30.142	1'53.552	3'04.628P	231,2	15:25'35.045
13	27.936	15.412	29.656	35.279	1'48.283P	233,2	15:27'23.328
14	25.144	15.488	30.134	35.213	1'45.979	233,7	15:29'09.307
Richard Antinucci							
15	25.219	15.629	30.049	35.640	1'46.537	234,2	15:30'55.844
16	25.332	15.365	29.735	35.177	1'45.609	234,7	15:32'41.453
17	25.096	15.323	29.588	35.029	1'45.036	235,7	15:34'26.489
18	25.087	15.368	29.758	36.466	1'46.679	236,2	15:36'13.168
19	25.489	15.360	29.588	35.228	1'45.665	236,2	15:37'58.833
20	25.324	15.651	31.501	35.675	1'48.151	232,7	15:39'46.984
21	25.733	15.712	29.808	35.173	1'46.426	234,2	15:41'33.410
22	25.518	15.456	29.853	35.108	1'45.935	233,7	15:43'19.345
23	25.016	15.254	29.661	35.108	1'45.039	236,2	15:45'04.384
24	24.938	15.249	29.693	35.099	1'44.979	235,7	15:46'49.363
25	25.173	15.301	29.508	34.971	1'44.953	236,7	15:48'34.316

136 Change Racing (1'51.001)							
Lap	Seg.1	Seg.2	Seg.3	Seg.4	Lap Time	km/h	Local Time

Matt Dicken									
1					31.566	36.921	2'00.961	230,7	15:05'10.843
2	26.119	16.080	31.608	37.194	1'51.001	231,2	15:07'01.844		
3	26.757	16.102	32.064	37.036	1'51.959	231,2	15:08'53.803		
4	26.630	16.270	31.620	37.045	1'51.565	229,8	15:10'45.368		
5	26.830	16.621	34.242	39.306	1'56.999	230,7	15:12'42.367		
6	27.154	16.483	32.846	38.178	1'54.661	230,3	15:14'37.028		
7	28.381	16.858	35.313	39.141	1'59.693	227,4	15:16'36.721		
8	27.659	16.619	32.356	39.257	1'55.891	228,8	15:18'32.612		
9	27.474	18.288	32.621	38.282	1'56.665	225,6	15:20'29.277		
10	27.349	16.600	32.627	40.447	1'57.023	228,8	15:22'26.300		
11	27.949	17.286	34.295	38.722	1'58.252	213,8	15:24'24.552		
12	27.327	16.571	33.534	38.217	1'55.649	229,3	15:26'20.201		
13	27.971	16.747	32.751	39.712	1'57.181	226,9	15:28'17.382		
14	29.924	17.073	34.703	2'10.287	3'31.987P	226,5	15:31'49.369		
15	35.053	19.171	37.327	41.384	2'12.935P	182,4	15:34'02.304		
16	30.398	18.545	38.462	42.445	2'09.850	170,3	15:36'12.154		
17	31.313	17.174	34.612	39.843	2'02.942	226,9	15:38'15.096		
18	29.471	17.215	33.590	40.510	2'00.786	227,4	15:40'15.882		
19	29.582	17.009	33.254	43.115	2'02.960	225,1	15:42'18.842		
20	28.175	17.777	33.395	41.286	2'00.633	227,4	15:44'19.475		
21	27.302	16.564	32.430	38.888	1'55.184	229,3	15:46'14.659		
22	27.376	16.938	33.035	38.973	1'56.322	229,3	15:48'10.981		
23	28.888	18.894	34.676	40.137	2'02.595	217,6	15:50'13.576		
24	29.905	17.897	34.836	40.239	2'02.877	221,0	15:52'16.453		
25	28.853	17.304	35.480	41.456	2'03.093	227,4	15:54'19.546		

25/10/2019

P = Pits In/Out - C = Lap-Time Cancelled

Powered by FICR PERUGIA TIMING

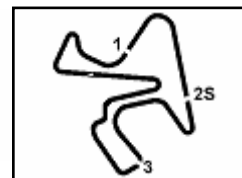


ROGER DUBUIS





6th ROUND



USA + ASIA - Chronological Analysis Race 2

Jerez 4.428 m

Start at 15:03'09.882

4 / 8

Race Time 51'09.664

143 Prestige Performance (1'46.556)

Lap	Seg.1	Seg.2	Seg.3	Seg.4	Lap Time	km/h	Local Time
Stephanie Cemo							
1			31.625	37.482	1'59.308		15:05'09.190
2	26.750	16.198	31.627	37.500	1'52.075	230,3	15:07'01.265
3	26.788	16.257	31.731	37.038	1'51.814	230,3	15:08'53.079
4	27.098	16.165	32.268	37.405	1'52.936	230,7	15:10'46.015
5	26.863	16.233	32.285	37.562	1'52.943	230,3	15:12'38.958
6	26.749	16.165	31.841	37.083	1'51.838	229,3	15:14'30.796
7	26.780	16.466	31.658	37.839	1'52.743	229,3	15:16'23.539
8	27.360	16.023	31.857	37.092	1'52.332	231,2	15:18'15.871
9	26.877	16.008	32.361	37.414	1'52.660	231,2	15:20'08.531
10	27.118	16.314	32.021	37.612	1'53.065	228,3	15:22'01.596
11	26.731	16.386	31.917	37.428	1'52.462	229,3	15:23'54.058
Ashton Harrison							
12	26.978	16.223	31.734	1'59.633	3'14.568P	229,3	15:27'08.626
13	29.377	15.593	30.616	35.645	1'51.231P	230,7	15:28'59.857
14	25.642	15.446	30.084	35.620	1'46.792	232,2	15:30'46.649
15	25.383	15.321	30.083	35.769	1'46.556	232,7	15:32'33.205
16	25.578	15.456	30.431	37.421	1'48.886	232,2	15:34'22.091
17	25.404	15.756	30.865	36.747	1'48.772	230,3	15:36'10.863
18	25.512	15.386	30.205	35.933	1'47.036	232,7	15:37'57.899
19	25.669	15.677	32.533	35.722	1'49.601	231,7	15:39'47.500
20	25.771	20.439	30.796	35.858	1'52.864	200,2	15:41'40.364
21	26.170	15.675	31.340	36.204	1'49.389	230,7	15:43'29.753
22	25.554	15.450	30.680	36.567	1'48.251	232,7	15:45'18.004
23	25.557	15.729	30.180	35.565	1'47.031	230,3	15:47'05.035
24	25.654	15.453	30.181	36.734	1'48.022	231,7	15:48'53.057
25	25.771	15.418	30.103	36.019	1'47.311	233,2	15:50'40.368
26	25.540	15.469	30.226	36.005	1'47.240	232,2	15:52'27.608
27	25.681	15.437	30.437	36.955	1'48.510	232,2	15:54'16.118

Race Time 51'06.236

146 PPM Precision Performance Moto (1'44.126)

Lap	Seg.1	Seg.2	Seg.3	Seg.4	Lap Time	km/h	Local Time
Conor Daly							
1			34.973		1'50.701		15:05'00.583
2	25.003	15.181	30.861	34.883	1'45.928	236,2	15:06'46.511
3	24.685	15.142	29.501	34.859	1'44.187	235,7	15:08'30.698
4	25.087	15.148	30.138	35.079	1'45.452	236,2	15:10'16.150
5	25.017	15.146	30.160	35.159	1'45.482	237,2	15:12'01.632
6	25.292	15.198	29.814	35.262	1'45.566	235,7	15:13'47.198
7	25.333	15.557	29.595	35.088	1'45.573	234,7	15:15'32.771
8	24.772	15.085	29.453	34.816	1'44.126	236,2	15:17'16.897
9	24.809	15.192	29.383	34.904	1'44.288	235,7	15:19'01.185
10	25.040	15.327	29.737	34.902	1'45.006	235,1	15:20'46.191
11	24.960	15.350	29.789	34.925	1'45.024	234,7	15:22'31.215
12	25.046	15.293	30.360	35.104	1'45.803	236,2	15:24'17.018
13	24.846	15.216	29.447	35.700	1'45.209	235,1	15:26'02.227
14	24.923	15.188	29.555	34.912	1'44.578	234,7	15:27'46.805
15	24.906	15.322	29.571	1'54.292	3'04.091P	234,2	15:30'50.896
16	27.816	15.282	29.781	35.023	1'47.902P	233,7	15:32'38.798
17	25.114	15.361	29.881	35.183	1'45.539	235,7	15:34'24.337
18	25.060	15.326	29.919	35.441	1'45.746	235,1	15:36'10.083
19	25.149	15.278	29.681	35.761	1'45.869	235,7	15:37'55.952
20	25.543	15.278	29.851	35.050	1'45.722	236,2	15:39'41.674
Brandon Gdovic							
21	25.130	15.223	29.677	35.017	1'45.047	235,7	15:41'26.721
22	25.062	15.275	29.818	35.342	1'45.497	235,7	15:43'12.218
23	25.411	15.307	29.972	35.009	1'45.699	235,7	15:44'57.917
24	25.167	15.423	30.239	35.502	1'46.331	235,1	15:46'44.242
25	25.209	15.394	29.765	35.226	1'45.594	235,7	15:48'29.848
26	25.097	15.366	30.657	35.318	1'46.438	224,6	15:50'16.280
27	25.706	15.533	29.788	35.141	1'46.168	234,7	15:52'02.448

25/10/2019

P = Pits In/Out - C = Lap-Time Cancelled

Race Time 50'38.955

163 Change Racing (1'45.896)

Lap	Seg.1	Seg.2	Seg.3	Seg.4	Lap Time	km/h	Local Time
McKay Snow							
1					35.212		15:05'02.071
2	25.109	15.370	30.048	35.369	1'45.896	234,7	15:06'47.967
3	25.033	15.522	30.069	35.292	1'45.916	234,2	15:08'33.883
4	25.567	15.367	29.932	35.394	1'46.260	234,7	15:10'20.143
5	25.264	15.553	30.044	35.460	1'46.321	234,7	15:12'06.464
6	25.539	15.673	30.400	35.620	1'47.232	233,7	15:13'53.696
7	25.385	15.581	30.638	36.765	1'48.369	234,7	15:15'42.065
8	25.363	15.561	30.298	35.606	1'46.828	233,7	15:17'28.893
9	25.441	15.683	30.523	35.523	1'47.170	232,7	15:19'16.063
10	25.444	15.705	30.515	35.635	1'47.299	233,7	15:21'03.362
11	25.367	15.741	30.250	35.465	1'48.823	233,2	15:22'50.185
12	25.561	15.575	29.999	35.596	1'46.731	233,7	15:24'36.916
13	25.578	15.530	30.222	1'57.529	3'08.859P	233,7	15:27'45.775
14	29.299	15.663	30.313	36.645	1'51.920P	232,7	15:29'37.695
15	26.276	15.791	30.397	35.773	1'48.237	233,2	15:31'25.932
16	26.029	16.087	30.893	35.815	1'48.824	232,7	15:33'14.756
17	25.535	15.624	30.583	35.798	1'47.540	233,7	15:35'02.296

Race Time 31'52.414

169 Prestige Performance (1'45.041)

Lap	Seg.1	Seg.2	Seg.3	Seg.4	Lap Time	km/h	Local Time
Eric Curran							
1					34.984	1'50.325	15:05'00.207
2	25.140	15.274	29.627	35.113	1'45.154	234,7	15:06'45.361
3	24.961	15.331	29.656	35.093	1'45.041	233,7	15:08'30.402
4	25.008	15.436	29.756	35.175	1'45.375	234,2	15:10'15.777
5	25.004	15.428	29.756	35.345	1'45.533	234,7	15:12'01.310
6	25.197	15.403	29.705	35.233	1'45.538	233,2	15:13'46.848
7	25.508	15.793	31.093	36.022	1'48.416	232,7	15:15'35.264
8	25.478	15.421	29.942	35.645	1'46.486	232,7	15:17'21.750
9	25.416	15.518	29.676	35.649	1'46.259	232,7	15:19'08.009
10	25.300	15.555	29.929	35.652	1'46.436	232,2	15:20'54.445
11	25.314	15.589	29.733	35.685	1'46.321	231,7	15:22'40.766
12	26.505	15.454	29.903	35.622	1'47.484	232,2	15:24'28.250
13	25.316	15.496	30.565	35.573	1'46.950	232,2	15:26'15.200
14	25.341	15.509	29.817	35.536	1'46.203	231,7	15:28'01.403
15	25.314	15.465	29.920	35.401	1'46.100	231,7	15:29'47.503
William Hubbell							
16	25.376	15.520	30.493	2'02.053	3'13.442P	232,2	15:33'00.945
17	32.759	16.785	32.113	37.910	1'59.567P	229,8	15:35'00.512
18	27.268	16.396	35.162	37.637	1'56.463	226,0	15:36'56.975
19	27.795	16.984	34.319	39.356	1'58.454	225,6	15:38'55.429
20	28.187	17.136	34.473	39.569	1'59.365	223,7	15:40'54.794
21	28.327	17.045	34.387	40.561	2'00.320	223,3	15:42'55.114
22	27.768	16.846	33.107	38.518	1'56.239	225,6	15:44'51.353
23	27.482	17.126	33.992	38.424	1'57.024	226,5	15:46'48.377
24	27.940	16.705	33.180	39.392	1'57.217	227,9	15:48'45.594
25	28.958	16.992	33.697	38.696	1'58.343	223,7	15:50'43.937
26	28.982	16.645	32.838	38.613	1'57.078	227,9	15:52'41.015
27	28.029	16.781	33.166	39.310	1'57.286	222,8	15:54'38.301

Race Time 51'28.419

207 Leipert Motorsport (1'48.111)

Lap	Seg.1	Seg.2	Seg.3	Seg.4	Lap Time	km/h	Local Time
Massimo Vignali							
1					30.952	36.633	2'37.612
2	25.365	15.639	30.485	36.622	1'48.111	232,2	15:07'35.605
3	25.503	15.783	30.648	36.725	1'48.659	233,2	15:09'24.264

Race Time 6'14.382

222 Automobili Lamborghini (1'45.761)

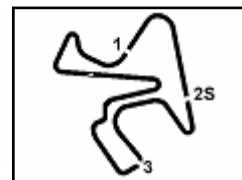
Lap	Seg.1	Seg.2	Seg.3	Seg.4	Lap Time	km/h	Local Time
-----	-------	-------	-------	-------	----------	------	------------

Powered by FICR PERUGIA TIMING





6th ROUND



USA + ASIA - Chronological Analysis Race 2

Jerez 4.428 m

Start at 15:03'09.882

5 / 8

Tony Cairoli

1	15.689	30.269	35.911	2'34.016	231,2	15:05'43.898	19	26.579	16.562	31.166	37.526	1'51.833	230,3	15:39'56.655	
2	25.437	15.586	30.017	35.654	1'46.694	234,2	15:07'30.592	20	27.172	16.474	32.225	37.346	1'53.217	226,0	15:41'49.872
3	25.678	15.769	29.992	35.668	1'47.107	233,7	15:09'17.699	21	26.245	16.037	31.334	37.876	1'51.492	231,7	15:43'41.364
4	25.705	15.625	30.240	36.073	1'47.643	233,7	15:11'05.342	22	26.535	16.433	31.161	37.628	1'51.757	227,9	15:45'33.121
5	25.551	15.653	31.294	35.738	1'48.236	234,2	15:12'53.578	23	27.462	16.727	31.442	37.978	1'53.609	230,3	15:47'26.730
6	25.393	15.633	30.446	36.111	1'47.583	233,7	15:14'41.161	24	26.304	16.182	31.447	37.056	1'50.989	231,2	15:49'17.719
7	25.712	15.709	30.844	36.128	1'48.393	233,2	15:16'29.554	25	26.505	16.094	31.867	39.758	1'54.224	231,2	15:51'11.943
8	25.730	15.557	30.248	36.645	1'48.180	234,2	15:18'17.734	26	26.597	16.173	31.262	37.583	1'51.615	229,3	15:53'03.558
9	25.981	15.799	31.159	36.286	1'49.225	232,2	15:20'06.959	27	26.284	15.886	31.292	36.945	1'50.407	232,2	15:54'53.965
10	25.713	15.857	30.532	36.165	1'48.267	233,2	15:21'55.226	Race Time 51'44.083							
11	26.099	15.828	30.404	1'53.660	3'05.991P	233,2	15:25'01.217	Race Time 51'44.083							
12	29.478	15.594	30.484	36.204	1'51.760P	231,7	15:26'52.977	Race Time 51'44.083							

238 Hojust Racing (1'42.974)

Lap	Seg.1	Seg.2	Seg.3	Seg.4	Lap Time	km/h	Local Time
Afiq Ikhwani Yazid							
1			29.015	34.773	2'27.853	236,7	15:05'37.735
2	24.497	15.064	28.903	34.663	1'43.127	235,7	15:07'20.862
3	24.426	15.082	29.053	34.413	1'42.974	235,7	15:09'03.836
4	24.474	15.272	29.254	34.640	1'43.640	234,2	15:10'47.476
5	25.551	16.249	33.044	36.003	1'50.847	234,2	15:12'38.323
6	24.750	15.651	29.570	39.155	1'49.126	224,2	15:14'27.449
7	24.952	15.349	29.544	35.089	1'44.934	234,2	15:16'12.383
8	24.965	15.243	29.515	35.577	1'45.300	234,7	15:17'57.683
9	25.768	15.417	30.326	34.964	1'46.475	235,7	15:19'44.158
10	24.924	15.414	29.341	35.040	1'44.719	231,7	15:21'28.877
11	24.966	15.254	29.363	35.005	1'44.588	234,7	15:23'13.465
12	25.044	15.286	29.747	35.112	1'45.189	235,1	15:24'58.654
13	25.129	15.324	29.460	35.292	1'45.205	233,7	15:26'43.859
14	24.975	15.323	29.476	35.063	1'44.837	233,7	15:28'28.696
15	25.134	15.373	29.727	35.494	1'45.728	233,7	15:30'14.424
Toshiyuki Ochiai							
16	24.986	15.313	29.442	1'52.196	3'01.937P	234,2	15:33'16.361
17	29.200	15.374	29.835	35.927	1'50.336P	233,2	15:35'06.697
18	25.309	15.470	30.754	36.318	1'47.851	233,2	15:36'54.548
19	25.568	15.978	30.111	35.608	1'47.265	233,2	15:38'41.813
20	25.331	15.481	29.761	35.652	1'46.225	233,2	15:40'28.038
21	25.529	15.468	30.128	36.678	1'47.803	231,7	15:42'15.841
22	26.098	15.923	30.062	36.335	1'48.418	231,2	15:44'04.259
23	25.663	15.561	29.982	35.656	1'46.862	231,7	15:45'51.121
24	25.503	15.565	29.641	35.744	1'46.453	231,7	15:47'37.574
25	25.400	15.472	30.732	35.546	1'47.150	232,2	15:49'24.724
26	25.616	15.512	29.838	36.221	1'47.187	232,2	15:51'11.911
27	25.495	15.605	31.071	36.119	1'48.290	232,7	15:53'00.201
28	25.297	15.350	29.745	35.724	1'46.116	234,7	15:54'46.317

Race Time 52'13.186 + 2.283Pen

228 852 Challengers (1'45.912)

Lap	Seg.1	Seg.2	Seg.3	Seg.4	Lap Time	km/h	Local Time
Supachai Weeraborwornpong							
1		16.082	31.711	36.675	2'39.716	234,7	15:05'49.598
2	25.366	15.560	30.715	36.050	1'47.691	238,7	15:07'37.289
3	25.425	15.304	30.108	36.635	1'47.472	238,2	15:09'24.761
4	25.821	15.987	30.030	35.863	1'47.701	235,7	15:11'12.462
5	25.718	16.021	31.446	36.137	1'49.322	203,5	15:13'01.784
6	24.967	15.669	29.600	35.676	1'45.912	237,2	15:14'47.696
7	26.131	15.722	30.368	36.582	1'48.803	232,7	15:16'36.499

Race Time 13'26.617

230 yh Racing Team (1'47.012)

Lap	Seg.1	Seg.2	Seg.3	Seg.4	Lap Time	km/h	Local Time
Daijiro Yoshihara							
1		15.830	30.612	35.991	2'35.796	232,7	15:05'45.678
2	25.544	15.591	30.146	35.732	1'47.013	232,7	15:07'32.691
3	25.386	15.552	30.467	36.116	1'47.521	232,7	15:09'20.212
4	25.524	15.534	30.210	35.854	1'47.122	233,7	15:11'07.334
5	25.391	15.557	30.496	35.803	1'47.247	233,7	15:12'54.581
6	25.723	15.557	30.455	35.781	1'47.516	233,7	15:14'42.097
7	25.531	15.562	30.872	36.078	1'48.043	232,7	15:16'30.140
8	25.426	15.769	30.321	35.765	1'47.281	231,7	15:18'17.421
9	25.576	16.077	30.235	35.601	1'47.489	230,7	15:20'04.910
10	25.812	15.701	30.313	37.096	1'48.922	233,2	15:21'53.832
11	25.888	15.789	30.206	36.180	1'48.063	233,7	15:23'41.895
12	25.539	15.695	30.089	35.689	1'47.012	232,2	15:25'28.907
13	25.939	15.717	30.813	37.213	1'49.682	232,2	15:27'18.589
14	25.610	16.196	30.159	35.843	1'47.808	228,3	15:29'06.397
Takamichi Matsuda							
15	26.081	15.744	30.682	2'02.465	3'14.972P	231,7	15:32'21.369
16	31.968	16.387	32.526	37.461	1'58.342P	228,8	15:34'19.711
17	26.383	16.805	32.708	38.344	1'54.240	226,5	15:36'13.951
18	26.427	16.022	31.015	37.407	1'50.871	231,7	15:38'04.822

239 T Squared Racing (1'45.382)

Lap	Seg.1	Seg.2	Seg.3	Seg.4	Lap Time	km/h	Local Time	
Huilin Han								
1			15.626	30.918	35.338	2'32.331	229,8	15:05'42.213
2	24.979	15.306	29.835	35.262	1'45.382	231,7	15:07'27.595	
3	25.067	15.423	29.977	35.294	1'45.761	230,3	15:09'13.356	
4	25.220	15.398	30.011	35.533	1'46.162	232,7	15:10'59.518	
5	25.162	15.388	30.047	35.931	1'46.528	233,2	15:12'46.046	
6	25.397	15.501	30.638	35.579	1'47.115	233,2	15:14'33.161	
7	25.296	15.664	30.186	36.099	1'47.245	232,2	15:16'20.406	
8	25.321	15.466	30.298	35.852	1'46.937	232,2	15:18'07.343	
9	25.424	15.545	30.610	35.947	1'47.526	230,7	15:19'54.869	
10	25.524	15.811	32.288	36.308	1'49.931	233,2	15:21'44.800	
11	25.259	15.464	30.455	35.908	1'47.086	230,7	15:23'31.886	
12	25.531	15.472	30.368	35.701	1'47.072	233,2	15:25'18.958	
13	25.432	15.613	30.281	35.751	1'47.077	230,3	15:27'06.035	
14	25.943	15.964	30.880	1'58.200	3'10.987P	228,8	15:30'17.022	
15	29.098	15.600	30.057	35.395	1'50.150P	230,3	15:32'07.172	
16	25.426	15.463	30.984	36.034	1'47.907	231,2	15:33'55.079	
17	25.466	15.501	30.323	36.336	1'47.626	232,7	15:35'42.705	
18	25.440	15.557	30.024	35.657	1'46.678	228,8	15:37'29.383	

25/10/2019

P = Pits In/Out - C = Lap-Time Cancelled

Powered by FICR PERUGIA TIMING

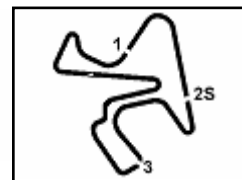


ROGER DUBUIS





6th ROUND



USA + ASIA - Chronological Analysis Race 2

Jerez 4.428 m

Start at 15:03'09.882

6 / 8

19	25.442	15.568	30.491	35.666	1'47.167	232,2	15:39'16.550	19	26.167	15.749	30.252	37.054	1'49.222	232,7	15:39'54.520
20	25.350	15.562	30.064	35.813	1'46.789	231,7	15:41'03.339	20	25.338	15.857	30.186	35.352	1'46.733	228,3	15:41'41.253
21	25.440	15.511	30.442	36.288	1'47.681	229,8	15:42'51.020	21	25.633	15.828	30.229	35.487	1'47.177	232,2	15:43'28.430
22	25.278	15.570	30.190	35.656	1'46.694	230,7	15:44'37.714	22	25.129	15.590	30.091	35.508	1'46.318	234,7	15:45'14.748
23	25.458	15.788	30.450	36.082	1'47.778	231,2	15:46'25.492	23	25.314	15.504	29.943	35.698	1'46.459	234,2	15:47'01.207
24	25.349	15.755	30.736	36.723	1'48.563	233,2	15:48'14.055	24	25.406	15.543	30.116	35.474	1'46.539	234,2	15:48'47.746
25	25.776	15.895	30.659	35.638	1'47.968	231,7	15:50'02.023	25	26.352	15.503	30.627	35.464	1'47.946	235,1	15:50'35.692
26	25.303	15.495	30.019	35.887	1'46.704	232,7	15:51'48.727	26	25.470	15.455	30.209	36.188	1'47.322	234,7	15:52'23.014
27	25.437	15.438	30.167	35.641	1'46.683	233,2	15:53'35.410	27	25.262	15.456	31.153	35.364	1'47.235	235,7	15:54'10.249
28	25.175	15.505	30.189	36.216	1'47.085	233,7	15:55'22.495								Race Time 51'00.367

Race Time 52'12.613

263 FFF Racing Team (1'43.300)

244 852 Challengers (1'47.982)

Lap	Seg.1	Seg.2	Seg.3	Seg.4	Lap Time	km/h	Local Time	Lap	Seg.1	Seg.2	Seg.3	Seg.4	Lap Time	km/h	Local Time
Clement Li								Juuso Puhakka							
1		16.216	31.611	37.367	2'40.147	233,2	15:05'50.029	1		15.015	28.941	34.481	2'26.496	236,7	15:05'36.378
2	25.770	15.603	30.369	36.240	1'47.982	233,7	15:07'38.011	2	24.411	14.936	29.249	34.704	1'43.300	237,2	15:07'19.678
3	26.146	16.166	30.760	36.724	1'49.796	232,7	15:09'27.807	3	24.614	15.004	29.150	34.693	1'43.461	236,7	15:09'03.139
4	26.107	15.676	31.759	36.190	1'49.732	232,7	15:11'17.539	4	24.516	15.098	29.054	34.952	1'43.620	237,2	15:10'46.759
5	26.025	47.959	32.532	37.016	2'23.532	225,1	15:13'41.071	5	25.402	15.247	29.460	34.819	1'44.928	236,2	15:12'31.687
6	26.407	16.576	31.878	38.216	1'53.077	231,7	15:15'34.148	6	24.754	15.241	29.499	35.419	1'44.913	237,2	15:14'16.600
7	28.664	16.302	31.448	36.728	1'53.142	231,2	15:17'27.290	7	24.781	15.179	29.240	34.832	1'44.032	236,2	15:16'00.632
8	26.408	15.903	32.939	37.937	1'53.187	233,7	15:19'20.477	8	24.855	15.269	29.371	36.618	1'46.113	236,2	15:17'46.745
9	28.636	16.138	31.926	37.699	1'54.399	232,7	15:21'14.876	9	24.860	15.328	29.362	34.849	1'44.399	236,2	15:19'31.144
10	27.333	16.124	32.316	37.501	1'53.274	231,2	15:23'08.150	10	24.863	15.254	29.417	34.811	1'44.345	236,7	15:21'15.489
11	27.149	16.526	32.631	37.373	1'53.679	231,2	15:25'01.829	11	25.171	15.224	29.426	34.965	1'44.786	235,7	15:23'00.275
Paul Wong								Takashi Kasai							
12	26.967	16.254	32.583	2'03.148	3'18.952P	230,3	15:28'20.781	12	25.053	15.393	29.264	34.906	1'44.616	235,1	15:24'44.891
13	35.224	16.008	31.346	37.924	2'00.502P	230,3	15:30'21.283	13	25.140	15.428	29.563	35.084	1'45.215	234,2	15:26'30.106
14	26.691	15.988	31.185	38.234	1'52.098	231,2	15:32'13.381	14	25.149	15.488	29.637	35.404	1'45.678	233,7	15:28'15.784
15	26.288	15.785	31.102	39.599	1'52.774	232,7	15:34'06.155	15	24.887	15.487	29.493	34.934	1'44.801	233,7	15:30'00.585
16	26.650	16.199	32.261	37.705	1'52.815	229,8	15:35'58.970	16	25.033	15.315	29.574	1'54.212	3'04.134P	235,1	15:33'04.719
17	27.582	16.090	31.260	37.893	1'52.825	233,7	15:37'51.795	17	29.115	15.629	29.813	35.638	1'50.195P	235,1	15:34'54.914
18	26.278	15.998	32.613	38.479	1'53.368	231,7	15:39'45.163	18	25.086	15.392	29.615	35.543	1'45.636	235,1	15:36'40.550
19	27.035	16.466	32.604	38.015	1'54.120	216,3	15:41'39.283	19	25.403	15.488	29.809	35.465	1'46.165	233,7	15:38'26.715
20	27.083	17.475	31.676	38.525	1'54.759	228,3	15:43'34.042	20	26.510	15.565	30.147	35.715	1'47.937	234,7	15:40'14.652
21	26.647	16.078	31.165	37.350	1'51.240	231,2	15:45'25.282	21	25.569	15.476	29.813	35.417	1'46.275	234,7	15:42'00.927
22	26.665	16.079	33.171	37.690	1'53.605	231,2	15:47'18.887	22	25.515	15.438	29.873	35.497	1'46.323	235,1	15:43'47.250
23	26.702	16.026	32.452	41.584	1'56.764	227,9	15:49'15.651	23	25.558	15.555	30.414	35.547	1'47.074	235,7	15:45'34.324
24	26.636	16.056	31.464	37.100	1'51.256	232,2	15:51'06.907	24	25.780	15.457	30.498	37.323	1'49.058	234,7	15:47'23.382
25	29.099	16.730	32.644	37.602	1'56.075	210,5	15:53'02.982	25	25.562	15.548	29.970	35.657	1'46.737	233,7	15:49'10.119
26	26.457	15.962	31.064	37.083	1'50.566	231,7	15:54'53.548	26	25.147	15.338	29.794	35.470	1'45.749	234,7	15:50'55.868
Race Time 51'43.666								Race Time 51'19.919							

257 PSC Motorsport (1'46.212)

266 VS Racing (1'44.277)

Lap	Seg.1	Seg.2	Seg.3	Seg.4	Lap Time	km/h	Local Time	Lap	Seg.1	Seg.2	Seg.3	Seg.4	Lap Time	km/h	Local Time
Sereethoranakul Saravut								Alex Au							
1		16.354	31.665	36.796	2'38.846	231,7	15:05'48.728	1		15.790	30.283	35.871	2'34.645	235,1	15:05'44.527
2	25.784	15.441	30.420	36.657	1'48.302	235,7	15:07'37.030	2	25.284	15.381	30.225	35.600	1'46.490	235,7	15:07'31.017
3	26.562	16.177	30.614	36.250	1'49.603	234,7	15:09'26.633	3	25.716	15.569	30.121	35.883	1'47.289	235,7	15:09'18.306
4	25.851	15.974	30.805	36.812	1'49.442	230,3	15:11'16.075	4	25.429	15.894	30.270	35.728	1'47.321	225,6	15:11'05.627
5	26.116	15.709	30.868	36.814	1'49.507	236,2	15:13'05.582	5	25.493	15.489	30.185	35.180	1'46.347	239,2	15:12'51.974
6	25.973	15.669	30.651	36.231	1'48.524	235,7	15:14'54.106	6	25.085	15.332	29.843	35.760	1'46.020	236,2	15:14'37.994
7	26.065	15.624	30.671	36.505	1'48.865	234,7	15:16'42.971	7	25.496	15.428	30.040	35.337	1'46.301	235,7	15:16'24.295
8	26.069	15.649	30.824	38.231	1'50.773	235,7	15:18'33.744	8	25.905	15.383	30.101	35.600	1'46.989	236,7	15:18'11.284
9	26.880	15.873	31.168	36.767	1'50.688	234,2	15:20'24.432	9	25.251	15.633	30.083	35.600	1'46.567	235,7	15:19'57.851
10	26.123	15.673	30.662	36.561	1'49.019	233,2	15:22'13.451	10	25.540	15.375	30.550	36.788	1'48.253	236,7	15:21'46.104
11	25.848	16.024	30.937	1'58.262	3'11.071P	228,3	15:25'24.522	Yuki Nemoto							
12	30.823	15.801	30.510	37.621	1'54.755P	232,2	15:27'19.277	11	25.605	15.548	30.622	1'55.562	3'07.337P	235,7	15:24'53.441
13	25.941	15.577	30.420	35.902	1'47.840	232,2	15:29'07.117	12	28.171	15.456	29.621	35.424	1'48.672P	234,7	15:26'42.113
14	25.613	15.844	30.481	36.431	1'48.369	229,8	15:30'55.486	13	24.766	15.387	29.341	34.956	1'44.450	234,7	15:28'26.563
15	25.189	15.505	30.808	35.801	1'47.303	234,7	15:32'42.789	14	24.747	15.195	29.730	34.843	1'44.515	236,2	15:30'11.078
16	25.195	15.487	29.988	35.542	1'46.212	235,1	15:34'29.001	15	24.737	15.272	29.338	34.930	1'44.277	236,7	15:31'55.355
17	25.259	15.665	30.013	35.960	1'46.897	234,7	15:36'15.898	16	24.812	15.191	29.395	35.063	1'44.461	237,2	15:33'39.816
18	25.817	15.645	30.517	37.421	1'49.400	235,1	15:38'05.298	17	24.809	15.260	29.519	35.385	1'44.973	236,7	15:35'24.789

25/10/2019

P = Pits In/Out - C = Lap-Time Cancelled

Powered by FICR PERUGIA TIMING



ROGER DUBUIS





6th ROUND

SALUDATI CORSE



Jerez 4.428 m

USA + ASIA - Chronological Analysis Race 2

7 / 8

Start at 15:03'09.882

18	24.782	15.316	29.484	35.022	1'44.604	235,7	15:37'09.393	16	25.966	16.462	31.095	36.160	1'49.683	233,7	15:34'39.385		
19	24.823	15.207	29.402	35.197	1'44.629	237,7	15:38'54.022	17	25.793	15.752	30.737	36.300	1'48.582	235,1	15:36'27.967		
20	24.750	15.266	29.317	35.129	1'44.462	237,2	15:40'38.484	18	25.794	15.732	30.511	36.497	1'48.534	235,7	15:38'16.501		
21	24.928	15.263	29.604	35.047	1'44.842	232,7	15:42'23.326	19	25.886	15.696	30.403	35.911	1'47.896	236,2	15:40'04.397		
22	24.840	15.416	29.425	35.323	1'45.004	235,7	15:44'08.330	20	1'20.811	15.931	32.017	36.788	2'45.547	232,7	15:42'49.944		
23	25.589	15.365	29.602	35.049	1'45.605	236,2	15:45'53.935	21	25.583	15.590	30.189	35.932	1'47.294	235,1	15:44'37.238		
24	24.813	15.371	29.353	34.836	1'44.373	235,7	15:47'38.308	22	25.405	15.653	30.842	35.940	1'47.840	235,1	15:46'25.078		
25	25.062	15.401	29.546	35.233	1'45.242	237,2	15:49'23.550	23	25.352	15.690	30.472	35.839	1'47.353	235,7	15:48'12.431		
26	24.944	15.386	29.703	35.595	1'45.628	235,1	15:51'09.178	24	26.285	19.457	32.173	35.892	1'53.807	158,6	15:50'06.238		
27	25.771	15.554	29.431	35.026	1'45.782	236,7	15:52'54.960	25	25.530	15.703	30.342	35.449	1'47.024	234,2	15:51'53.262		
28	24.808	15.412	29.453	35.108	1'44.781	236,7	15:54'39.741	26	25.344	15.777	30.180	35.578	1'46.879	236,2	15:53'40.141		
								Race Time	51'29.859	27	25.315	15.508	30.010	35.808	1'46.641	235,7	15:55'26.782

Race Time 52'16.900

268 Gama Racing (1'43.480)

Lap	Seg.1	Seg.2	Seg.3	Seg.4	Lap Time	km/h	Local Time
Yi Fan Chen							
1		15.543	29.656	34.895	2'31.069	231,7	15:05'40.951
2	24.492	15.166	29.302	34.520	1'43.480	232,7	15:07'24.431
3	24.520	15.243	29.263	34.753	1'43.779	232,7	15:09'08.210
4	24.687	15.157	29.846	34.814	1'44.504	234,2	15:10'52.714
5	24.742	15.210	30.600	35.847	1'46.399	233,7	15:12'39.113
6	25.115	15.293	29.698	35.125	1'45.231	233,7	15:14'24.344
7	24.705	15.203	29.437	35.176	1'44.521	233,7	15:16'08.865
8	24.984	15.599	30.169	35.810	1'46.562	232,7	15:17'55.427
9	25.037	16.020	29.791	34.781	1'45.629	229,8	15:19'41.056
10	24.788	15.274	29.484	34.861	1'44.407	231,7	15:21'25.463
11	24.784	15.211	29.412	35.006	1'44.413	232,7	15:23'09.876
Chris van der Drift							
12	25.261	15.254	29.497	1'55.614	3'05.626P	233,2	15:26'15.502
13	27.433	15.271	29.468	35.260	1'47.432P	231,2	15:28'02.934
14	25.158	15.254	29.647	35.267	1'45.326	232,7	15:29'48.260
15	24.919	15.277	29.933	35.037	1'45.166	234,7	15:31'33.426
16	24.896	15.239	29.875	34.986	1'44.996	234,7	15:33'18.422
17	24.883	15.214	29.575	35.422	1'45.094	234,7	15:35'03.516
18	25.198	15.668	29.737	34.923	1'45.526	233,7	15:36'49.042
19	24.662	15.166	29.318	35.119	1'44.255	234,7	15:38'33.297
20	24.767	15.203	29.634	35.055	1'44.659	234,2	15:40'17.956
21	25.124	15.321	29.397	34.924	1'44.766	231,2	15:42'02.722
22	25.183	15.341	29.474	35.169	1'45.167	234,7	15:43'47.889
23	25.217	15.399	31.160	35.075	1'46.851	234,7	15:45'34.740
24	25.638	15.521	30.262	36.707	1'48.128	233,2	15:47'22.868
25	25.038	15.331	29.561	35.060	1'44.990	233,7	15:49'07.858
26	24.818	15.365	29.368	35.099	1'44.650	233,7	15:50'52.508
27	24.797	15.304	29.967	35.581	1'45.649	234,7	15:52'38.157
28	24.861	15.317	29.452	35.693	1'45.323	235,7	15:54'23.480
Race Time 51'13.598							

269 Aylezo Motorsports (1'46.641)

Lap	Seg.1	Seg.2	Seg.3	Seg.4	Lap Time	km/h	Local Time
Zen Low							
1		15.975	30.700	36.644	2'37.001	234,7	15:05'46.883
2	25.725	15.554	30.352	36.562	1'48.193	235,1	15:07'35.076
3	25.802	15.750	30.524	36.763	1'48.839	235,1	15:09'23.915
4	26.145	16.624	31.329	36.281	1'50.379	217,1	15:11'14.294
5	26.416	15.949	31.001	36.725	1'50.091	233,2	15:13'04.385
6	26.141	15.791	30.511	36.354	1'48.797	234,7	15:14'53.182
7	26.124	15.890	30.700	36.444	1'49.158	234,7	15:16'42.340
8	26.092	15.836	30.698	36.989	1'49.615	233,7	15:18'31.955
9	26.299	16.033	31.001	36.908	1'50.241	234,7	15:20'22.196
10	26.152	15.938	30.708	36.772	1'49.570	233,2	15:22'11.766
Angelo Negro							
11	26.758	16.039	30.787	2'00.586	3'14.170P	233,7	15:25'25.936
12	32.227	16.065	30.853	36.385	1'55.530P	232,7	15:27'21.466
13	26.014	15.830	31.304	36.515	1'49.663	234,2	15:29'11.129
14	26.148	16.659	31.091	36.334	1'50.232	227,9	15:31'01.361
15	25.661	15.700	30.912	36.068	1'48.341	235,7	15:32'49.702

277 Leipert Motorsport (1'44.854)

Lap	Seg.1	Seg.2	Seg.3	Seg.4	Lap Time	km/h	Local Time
Philip Kadoorie							
1		16.245	30.700	36.275	2'37.752	231,2	15:05'47.634
2	25.451	15.612	30.592	36.615	1'48.270	233,7	15:07'35.904
3	25.467	15.677	30.819	36.689	1'48.652	234,7	15:09'24.556
4	25.849	15.739	30.271	35.875	1'47.734	232,7	15:11'12.290
5	25.594	15.379	30.627	36.121	1'47.721	234,7	15:13'00.011
6	25.368	15.580	30.391	36.231	1'47.570	234,2	15:14'47.581
7	25.924	15.627	30.446	36.307	1'48.304	233,2	15:16'35.885
8	25.554	15.692	30.519	36.098	1'47.863	232,2	15:18'23.748
9	25.800	15.794	30.438	35.909	1'47.941	230,7	15:20'11.689
10	25.654	15.761	31.175	37.353	1'49.943	233,7	15:22'01.632
11	25.609	15.857	30.289	36.007	1'47.762	233,2	15:23'49.394
Dan Wells							
12	25.799	15.711	30.792	1'55.272	3'07.574P	233,2	15:26'56.968
13	28.447	15.450	29.905	35.483	1'49.285P	231,7	15:28'46.253
14	25.205	15.580	30.011	35.540	1'46.336	233,2	15:30'32.589
15	25.123	15.268	29.629	35.116	1'45.136	234,7	15:32'17.725
16	25.022	15.302	29.391	37.466	1'47.181	234,2	15:34'04.906
17	25.410	15.165	29.780	35.714	1'46.069	234,7	15:35'50.975
18	25.329	15.312	29.769	35.506	1'45.916	234,7	15:37'36.891
19	25.118	15.332	29.886	35.238	1'45.574	235,1	15:39'22.465
20	24.955	15.240	29.416	35.243	1'44.854	235,1	15:41'07.319
21	25.083	15.207	29.485	37.121	1'46.896	234,2	15:42'54.215
22	24.984	15.210	29.786	35.321	1'45.301	235,1	15:44'39.516
23	24.987	15.303	30.081	36.074	1'46.445	234,7	15:46'25.961
24	25.215	15.629	30.859	35.678	1'47.381	233,7	15:48'13.342
25	25.933	15.721	30.018	35.428	1'47.100	234,2	15:50'00.442
26	25.110	15.320	29.954	35.499	1'45.883	234,2	15:51'46.325
27	25.322	15.371	30.036	35.799	1'46.528	235,1	15:53'32.853
28	25.172	15.262	30.685	35.915	1'47.034	235,7	15:55'19.887
Race Time 52'10.005							

278 True Vision Motorsport (1'46.429)

Lap	Seg.1	Seg.2	Seg.3	Seg.4	Lap Time	km/h	Local Time
Suttiluck Buncharoen							
1		15.956	30.433	36.300	2'35.658	230,7	15:05'45.540
2	25.375	15.354	30.059	36.033	1'46.821	234,2	15:07'32.361
3	25.402	15.564	30.213	36.164	1'47.343	233,2	15:09'19.704
4	25.417	15.446	30.155	36.122	1'47.140	234,2	15:11'06.844
5	25.292	15.535	30.550	36.036	1'47.413	234,2	15:12'54.257
6	25.452	15.460	30.495	36.805	1'48.212	234,7	15:14'42.469
7	25.755	15.661	31.859	36.018	1'49.293	232,7	15:16'31.762
8	25.591	15.454	30.039	36.641	1'47.725	233,7	15:18'19.487
9	25.510	15.667	31.004	37.552	1'49.733	232,2	15:20'09.220
10	25.786	15.572	30.400	36.565	1'48.323	233,2	15:21'57.543
11	26.716	16.585	30.327	36.427	1'50.055	228,3	15:23'47.598
12	25.846	15.578	30.140	2'00.870	3'12.434P	232,2	15:27'00.032
13	31.278	15.830	30.206	36.161	1'53.475P	230,3	15:28'53.507
14	27.084	15.570	30.168	35.851	1'48.673	232,7	15:30'42.180
15	25.299	15.382	29.825	35.923	1'46.429	235,1	15:32'28.609

25/10/2019

P = Pits In/Out - C = Lap-Time Cancelled

Powered by FICR PERUGIA TIMING

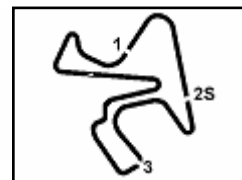


ROGER DUBUIS





6th ROUND



Jerez 4.428 m

8 / 8

USA + ASIA - Chronological Analysis Race 2

Start at 15:03'09.882

16	25.646	15.696	30.978	36.340	1'48.660	232,7	15:34'17.269
17	25.493	15.398	30.474	36.123	1'47.488	234,2	15:36'04.757
18	25.491	15.796	31.299	38.278	1'50.864	231,7	15:37'55.621
19	26.712	15.563	30.344	36.740	1'49.359	233,7	15:39'44.980
20	25.928	15.619	30.170	36.104	1'47.821	232,2	15:41'32.801
21	25.749	15.545	31.453	36.696	1'49.443	232,7	15:43'22.244
22	25.536	15.549	30.470	36.169	1'47.724	233,7	15:45'09.968
23	25.703	15.529	30.746	36.008	1'47.986	233,7	15:46'57.954
24	25.433	15.483	30.802	36.297	1'48.015	233,7	15:48'45.969
25	26.563	15.727	31.051	35.935	1'49.276	231,7	15:50'35.245
26	25.415	15.593	30.243	37.842	1'49.093	233,7	15:52'24.338
27	25.426	15.570	30.962	37.106	1'49.064	233,2	15:54'13.402

Race Time 51'03.520

288 GDL Racing (1'48.117)

Lap	Seg.1	Seg.2	Seg.3	Seg.4	Lap Time	km/h	Local Time
Gabriele Murrone							
1		16.489	31.584	36.781	2'39.246	228,8	15:05'49.128
2	25.640	15.653	30.518	36.893	1'48.704	233,2	15:07'37.832
3	25.991	16.206	30.639	36.604	1'49.440	232,2	15:09'27.272
4	25.749	15.663	30.997	36.572	1'48.981	235,7	15:11'16.253
5	26.219	15.772	30.798	36.939	1'49.728	234,2	15:13'05.981
6	25.833	15.716	30.834	36.217	1'48.600	234,2	15:14'54.581
7	25.950	15.790	30.956	36.235	1'48.931	235,1	15:16'43.512
8	25.829	15.816	30.882	37.406	1'49.933	233,2	15:18'33.445
9	26.728	15.753	30.657	36.311	1'49.449	233,2	15:20'22.894
10	25.835	15.920	30.880	36.574	1'49.209	230,7	15:22'12.103
11	26.715	15.945	31.102	38.025	1'51.787	231,2	15:24'03.890
12	26.276	15.848	30.983	35.811	1'48.918	233,7	15:25'52.808
13	25.701	15.582	30.920	1'59.675	3'11.878P	234,7	15:29'04.686
14	29.451	15.730	31.340	36.097	1'52.618P	232,7	15:30'57.304
15	25.826	15.552	30.703	36.287	1'48.368	235,1	15:32'45.672
16	25.915	15.594	30.814	35.794	1'48.117	234,2	15:34'33.789
17	25.986	15.672	30.939	35.838	1'48.435	234,7	15:36'22.224
18	25.913	15.563	30.748	36.345	1'48.569	235,7	15:38'10.793

Race Time 35'00.911

298 VS Racing (1'54.490)

Lap	Seg.1	Seg.2	Seg.3	Seg.4	Lap Time	km/h	Local Time
Kumar Prabakaran							
1		16.850	32.415	38.481	2'43.795	227,4	15:05'53.677
2	27.044	16.486	32.107	38.853	1'54.490	230,7	15:07'48.167
3	27.566	16.675	32.279	39.311	1'55.831	230,7	15:09'43.998
4	27.618	16.846	33.942	39.407	1'57.813	228,8	15:11'41.811
5	27.634	17.369	33.924	42.695	2'01.622	229,3	15:13'43.433
6	28.867	18.251	34.630	43.412	2'05.160	221,0	15:15'48.593
7	28.600	17.142	34.088	41.270	2'01.100	224,2	15:17'49.693
8	29.133	17.642	35.098	40.622	2'02.495	223,3	15:19'52.188
9	30.848	17.844	34.088	42.004	2'04.784	225,6	15:21'56.972
10	29.589	18.086	35.631	40.832	2'04.138	222,4	15:24'01.110
11	29.015	18.139	35.615	2'04.810	3'27.579P	224,6	15:27'28.689
12	33.357	17.427	33.620	41.198	2'05.602P	224,6	15:29'34.291
13	30.380	18.015	36.187	41.469	2'06.051	225,6	15:31'40.342
14	28.720	17.315	34.126	41.295	2'01.456	224,2	15:33'41.798
15	29.559	17.915	34.963	43.899	2'06.336	221,0	15:35'48.134
16	30.449	17.721	34.720	42.034	2'04.924	224,2	15:37'53.058
17	29.115	18.729	34.413	41.049	2'03.306	221,0	15:39'56.364
18	29.332	17.448	34.196	43.661	2'04.637	223,7	15:42'01.001
19	30.044	17.296	34.730	42.771	2'04.841	223,7	15:44'05.842
20	29.202	17.397	34.593	41.095	2'02.287	225,6	15:46'08.129
21	29.325	17.513	34.183	40.033	2'01.054	226,5	15:48'09.183
22	28.638	17.165	36.441	41.025	2'03.269	226,0	15:50'12.452
23	30.443	17.524	34.779	40.243	2'02.989	226,5	15:52'15.441
24	28.832	17.222	34.348	42.096	2'02.498	226,9	15:54'17.939

Race Time 51'08.057

25/10/2019

P = Pits In/Out - C = Lap-Time Cancelled

Powered by FICR PERUGIA TIMING

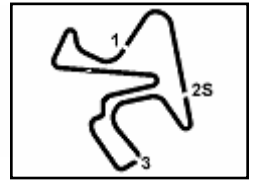


ROGER DUBUIS





6th ROUND



Jerez 4.428 m

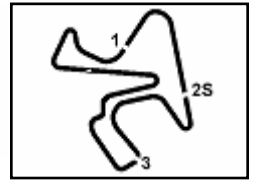
USA + ASIA - Pit Times Race 2

No.	Entrant	Driver		Race Time	Local Time	Time
101	Prestige Performance	S.MITCHELL	PIT IN	21'03.539	15:24'13.421	
		A.AMICI	PIT OUT	22'28.263	15:25'38.145	1'24.724
103	Dream Racing Motorsport	R.SELLARI	PIT IN	24'02.916	15:27'12.798	
			PIT OUT	25'30.624	15:28'40.506	1'27.708
106	US RaceTronics	S.AGHAHKANI	PIT IN	21'13.541	15:24'23.423	
			PIT OUT	22'40.498	15:25'50.380	1'26.957
107	Dream Racing Motorsport	S.MONK	PIT IN	21'24.103	15:24'33.985	
			PIT OUT	22'53.699	15:26'03.581	1'29.596
108	GMG Racing	M.JOHNSON	PIT IN	20'36.784	15:23'46.666	
		T.LOVELADY	PIT OUT	22'03.252	15:25'13.134	1'26.468
109	US RaceTronics	D.OCKEY	PIT IN	21'28.353	15:24'38.235	
		J.EIDSON	PIT OUT	22'53.129	15:26'03.011	1'24.776
122	Dream Racing Motorsport	C.REED	PIT IN	27'24.682	15:30'34.564	
		J.PRICE	PIT OUT	28'48.959	15:31'58.841	1'24.277
124	US RaceTronics	P.LIDDY	PIT IN	28'05.536	15:31'15.418	
		R.ATAPATTU	PIT OUT	29'33.241	15:32'43.123	1'27.705
127	Dream Racing Motorsport	C.SBIRRAZZUOLI	PIT IN	20'52.740	15:24'02.622	
		P.RUBERTI	PIT OUT	22'18.216	15:25'28.098	1'25.476
129	Change Racing	C.LEWIS	PIT IN	21'00.725	15:24'10.607	
			PIT OUT	22'25.163	15:25'35.045	1'24.438
133	Prestige Performance	C.CASSELS	PIT IN	25'02.171	15:28'12.053	
			PIT OUT	26'29.578	15:29'39.460	1'27.407
136	Change Racing	M.DICKEN	PIT IN	27'10.256	15:30'20.138	
			PIT OUT	28'39.487	15:31'49.369	1'29.231
143	Prestige Performance	S.CEMO	PIT IN	22'30.640	15:25'40.522	
		A.HARRISON	PIT OUT	23'58.744	15:27'08.626	1'28.104
146	PPM Precision Performance Motorsport	M.DALY	PIT IN	26'16.319	15:29'26.201	
			PIT OUT	27'41.014	15:30'50.896	1'24.695
163	Change Racing	M.SNOW	PIT IN	23'08.631	15:26'18.513	
			PIT OUT	24'35.893	15:27'45.775	1'27.262
			PIT IN	33'39.597	15:36'49.479	
169	Prestige Performance	E.CURRAN	PIT IN	28'19.409	15:31'29.291	
		W.HUBBELL	PIT OUT	29'51.063	15:33'00.945	1'31.654
222	Automobili Lamborghini	T.CAIROLI	PIT IN	20'28.096	15:23'37.978	
			PIT OUT	21'51.335	15:25'01.217	1'23.239
228	852 Challengers	S.WEERABORWORNPON	PIT IN	15'10.556	15:18'20.438	
230	yh Racing Team	D.YOSHIHARA	PIT IN	27'41.322	15:30'51.204	
		T.MATSUDA	PIT OUT	29'11.487	15:32'21.369	1'30.165
238	Hojust Racing	A.YAZID	PIT IN	28'42.731	15:31'52.613	
		T.OCHIAI	PIT OUT	30'06.479	15:33'16.361	1'23.748
239	T Squared Racing	H.HAN	PIT IN	25'38.533	15:28'48.415	
			PIT OUT	27'07.140	15:30'17.022	1'28.607
244	852 Challengers	C.LI	PIT IN	23'40.212	15:26'50.094	
		P.WONG	PIT OUT	25'10.899	15:28'20.781	1'30.687
257	PSC Motorsport	S.SARAVUT	PIT IN	20'49.207	15:23'59.089	
			PIT OUT	22'14.640	15:25'24.522	1'25.433
263	FFF Racing Team	J.PUHAKKA	PIT IN	28'29.380	15:31'39.262	
		T.KASAI	PIT OUT	29'54.837	15:33'04.719	1'25.457
266	VS Racing	A.AU	PIT IN	20'18.385	15:23'28.267	





6th ROUND



Jerez 4.428 m

USA + ASIA - Pit Times Race 2

No.	Entrant	Driver		Race Time	Local Time	Time
266	VS Racing	Y.NEMOTO	PIT OUT	21'43.559	15:24'53.441	1'25.174
268	Gama Racing	Y.CHEN	PIT IN	21'38.683	15:24'48.565	
		C.VAN DER DRIFT	PIT OUT	23'05.620	15:26'15.502	1'26.937
269	Aylezo Motorsports	Z.LOW	PIT IN	20'48.200	15:23'58.082	
		A.NEGRO	PIT OUT	22'16.054	15:25'25.936	1'27.854
277	Leipert Motorsport	P.KADOORIE	PIT IN	22'23.017	15:25'32.899	
		D.WELLS	PIT OUT	23'47.086	15:26'56.968	1'24.069
278	True Vision Motorsport	S.BUNCHAROEN	PIT IN	22'20.162	15:25'30.044	
			PIT OUT	23'50.150	15:27'00.032	1'29.988
288	GDL Racing	G.MURRONI	PIT IN	24'25.468	15:27'35.350	
			PIT OUT	25'54.804	15:29'04.686	1'29.336
298	VS Racing	K.PRABAKARAN	PIT IN	22'51.141	15:26'01.023	
			PIT OUT	24'18.807	15:27'28.689	1'27.666
207	Leipert Motorsport	Massimo Vignali				

Powered by FICR PERUGIA TIMING



ROGER DUBUIS

