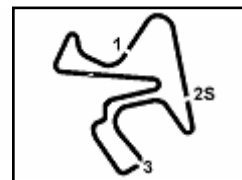




6<sup>th</sup> ROUND



Jerez 4.428 m

USA + ASIA - Chronological Analysis Race 1

Start at 9:58'58.251

1 / 7

101 Prestige Performance (1'42.241)

Table with 8 columns: Lap, Seg.1, Seg.2, Seg.3, Seg.4, Lap Time, km/h, Local Time. Lists driver data for Andrea Amici and Sandy Mitchell.

Race Time 51'03.845

103 Dream Racing Motorsport (1'45.954)

Table with 8 columns: Lap, Seg.1, Seg.2, Seg.3, Seg.4, Lap Time, km/h, Local Time. Lists driver data for Randy Sellari.

Race Time 50'59.647

106 US RaceTronics (1'43.482)

Table with 8 columns: Lap, Seg.1, Seg.2, Seg.3, Seg.4, Lap Time, km/h, Local Time.

Steven Aghahkani

Table with 8 columns: Lap, Seg.1, Seg.2, Seg.3, Seg.4, Lap Time, km/h, Local Time. Lists driver data for Steven Aghahkani.

Race Time 52'03.778

107 Dream Racing Motorsport (1'44.122)

Table with 8 columns: Lap, Seg.1, Seg.2, Seg.3, Seg.4, Lap Time, km/h, Local Time. Lists driver data for Sheena Monk.

Race Time 51'31.924

108 GMG Racing (1'44.259)

Table with 8 columns: Lap, Seg.1, Seg.2, Seg.3, Seg.4, Lap Time, km/h, Local Time. Lists driver data for Thomas Lovelady.

25/10/2019

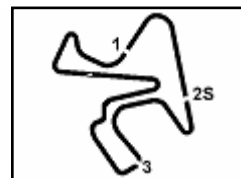
P = Pits In/Out - C = Lap-Time Cancelled

Powered by FICR PERUGIA TIMING





# 6<sup>th</sup> ROUND



## USA + ASIA - Chronological Analysis Race 1

Jerez 4.428 m

Start at 9:58'58.251

2 / 7

Mel Johnson

14	25.215	15.525	30.822	2'00.872	3'12.434P	234,7	10:28'22.713	18	25.459	15.674	29.902	35.785	1'46.820	234,7	10:35'54.582
15	31.676	16.192	31.034	36.149	1'55.051P	232,2	10:30'17.764	19	25.434	15.800	29.693	35.044	1'45.971	233,2	10:37'40.553
16	25.765	15.738	30.840	36.176	1'48.519	233,7	10:32'06.283	20	25.160	15.447	29.887	35.247	1'45.741	235,1	10:39'26.294
17	26.037	15.832	30.882	38.710	1'51.461	234,2	10:33'57.744	21	25.243	15.430	29.751	35.651	1'46.075	235,1	10:41'12.369
18	27.046	16.112	33.565	39.512	1'56.235	230,3	10:35'53.979	22	25.042	15.319	29.581	<b>34.936</b>	1'44.878	<b>236,2</b>	10:42'57.247
19	25.809	16.526	30.816	36.098	1'49.249	230,3	10:37'43.228	23	25.060	15.439	29.764	35.169	1'45.432	234,7	10:44'42.679
20	25.976	16.376	30.863	36.297	1'49.512	230,3	10:39'32.740	24	24.969	15.344	30.618	35.848	1'46.779	235,1	10:46'29.458
21	25.828	16.125	31.177	36.226	1'49.356	231,2	10:41'22.096	25	25.423	15.788	29.999	35.190	1'46.400	234,7	10:48'15.858
22	25.988	15.608	31.006	36.572	1'49.174	234,2	10:43'11.270	26	25.080	15.481	29.777	35.948	1'46.286	233,7	10:50'02.144
Race Time 51'03.893															

Race Time 44'13.019

### 124 US RaceTronics (1'43.334)

### 109 US RaceTronics (1'42.319)

Lap	Seg.1	Seg.2	Seg.3	Seg.4	Lap Time	km/h	Local Time
-----	-------	-------	-------	-------	----------	------	------------

Jacob Eidson							
1		31.416	38.379	56.889	3'16.236	126,5	10:02'14.487
2	31.233	19.614	36.244	41.479	2'08.570	160,6	10:04'23.057
3	33.671	23.150	55.423	1'02.668	2'54.912	107,9	10:07'17.969
4	24.583	15.116	28.739	34.520	1'42.958	236,2	10:09'00.927
5	24.365	15.027	<b>28.730</b>	<b>34.197</b>	<b>1'42.319</b>	237,2	10:10'43.246
6	<b>24.330</b>	14.940	28.768	34.345	1'42.383	237,2	10:12'25.629
7	24.474	<b>14.922</b>	28.888	34.430	1'42.714	<b>238,2</b>	10:14'08.343
8	24.505	14.968	29.043	34.336	1'42.852	237,2	10:15'51.195
9	24.843	14.990	29.052	34.435	1'43.320	237,7	10:17'34.515
10	24.904	15.039	29.107	34.463	1'43.513	236,7	10:19'18.028
11	24.658	15.025	29.115	34.899	1'43.697	236,2	10:21'01.725
12	24.609	15.130	29.081	34.649	1'43.469	236,2	10:22'45.194
13	24.916	15.292	29.220	34.626	1'44.054	237,7	10:24'29.248
Damon Ockey							
14	24.677	15.080	29.107	1'52.912	3'01.776P	236,2	10:27'31.024
15	29.470	15.536	29.690	35.408	1'50.104P	234,2	10:29'21.128
16	25.180	15.438	29.958	35.328	1'45.904	234,2	10:31'07.032
17	25.110	15.338	29.984	35.601	1'46.033	235,7	10:32'53.065
18	25.127	15.413	29.620	35.926	1'46.086	234,7	10:34'39.151
19	25.338	15.524	30.337	35.797	1'46.996	234,7	10:36'26.147
20	25.013	15.373	30.061	35.660	1'46.107	234,7	10:38'12.254
21	26.093	16.084	30.457	35.771	1'48.405	234,2	10:40'00.659
22	25.457	15.618	30.192	36.567	1'47.834	234,7	10:41'48.493
23	25.314	15.400	29.929	35.405	1'46.048	234,7	10:43'34.541
24	25.050	15.450	29.780	35.873	1'46.153	235,1	10:45'20.694
25	25.129	15.409	29.997	35.488	1'46.023	234,7	10:47'06.717
26	25.148	15.608	29.938	35.480	1'46.174	233,7	10:48'52.891
27	25.179	15.330	31.292	35.409	1'47.210	234,7	10:50'40.101
Race Time 51'41.850							

Lap	Seg.1	Seg.2	Seg.3	Seg.4	Lap Time	km/h	Local Time
-----	-------	-------	-------	-------	----------	------	------------

Ron Atapattu							
1		31.504	39.157	47.359	3'18.331	93,1	10:02'16.582
2	35.500	21.680	36.878	41.063	2'15.121	147,6	10:04'31.703
3	33.481	22.874	55.561	1'02.356	2'54.272	118,7	10:07'25.975
4	27.046	16.292	31.080	36.668	1'51.086	231,7	10:09'17.061
5	26.668	15.982	31.972	36.386	1'51.008	232,2	10:11'08.069
6	26.646	16.351	30.958	36.025	1'49.980	233,2	10:12'58.049
7	25.839	15.773	30.386	36.018	1'48.016	233,7	10:14'46.065
8	26.029	15.950	32.580	39.014	1'53.573	233,7	10:16'39.638
9	28.010	16.101	31.874	36.484	1'52.469	233,2	10:18'32.107
Patrick Liddy							
10	26.655	16.202	32.089	1'59.325	3'14.271P	229,3	10:21'46.378
11	26.990	15.119	29.164	34.748	1'46.021P	233,7	10:23'32.399
12	24.600	15.140	29.099	<b>34.495</b>	<b>1'43.334</b>	233,7	10:25'15.733
13	24.665	<b>15.015</b>	29.092	34.693	1'43.465	234,7	10:26'59.198
14	24.676	15.200	29.067	34.553	1'43.496	<b>236,2</b>	10:28'42.694
15	24.784	15.217	29.559	34.741	1'44.301	234,2	10:30'26.995
16	24.751	15.192	29.196	34.921	1'44.060	234,2	10:32'11.055
17	24.908	15.271	30.302	35.379	1'45.860	234,2	10:33'56.915
18	36.844	25.882	45.977	1'45.893	3'34.596P	131,6	10:37'31.511
19	30.070	15.421	29.571	35.369	1'50.431P	232,7	10:39'21.942
20	24.731	15.058	29.093	34.533	1'43.415	234,7	10:41'05.357
21	24.747	15.116	<b>29.019</b>	34.634	1'43.516	234,7	10:42'48.873
22	<b>24.589</b>	15.207	29.047	34.681	1'43.524	234,2	10:44'32.397
23	25.256	15.224	30.377	34.640	1'45.497	234,7	10:46'17.894
24	24.743	15.334	29.263	34.808	1'44.148	234,7	10:48'02.042
25	24.642	15.329	29.264	34.626	1'43.861	233,2	10:49'45.903
Race Time 50'47.652							

### 127 Dream Racing Motorsport (1'41.873)

### 122 Dream Racing Motorsport (1'44.783)

Lap	Seg.1	Seg.2	Seg.3	Seg.4	Lap Time	km/h	Local Time
-----	-------	-------	-------	-------	----------	------	------------

Justin Price							
1		25.336	42.164	41.418	3'18.791	101,7	10:02'17.042
2	35.842	21.560	36.840	41.289	2'15.531	143,9	10:04'32.573
3	35.124	25.380	53.328	1'02.485	2'56.317	124,0	10:07'28.890
4	28.144	16.515	31.730	36.703	1'53.092	231,2	10:09'21.982
5	26.158	16.014	31.141	36.435	1'49.748	233,2	10:11'11.730
6	25.987	16.000	30.596	36.926	1'49.509	232,7	10:13'01.239
7	<b>24.949</b>	15.516	30.904	37.958	1'49.327	233,7	10:14'50.566
8	25.843	15.675	31.327	36.566	1'49.411	233,2	10:16'39.977
9	26.405	15.679	31.229	36.951	1'50.264	234,2	10:18'30.241
10	25.239	15.605	31.305	37.187	1'49.336	232,7	10:20'19.577
11	25.259	15.681	31.085	35.888	1'47.913	233,7	10:22'07.490
Chad Reed							
12	25.869	16.371	30.474	1'56.744	3'09.458P	227,4	10:25'16.948
13	28.423	15.514	30.544	35.432	1'49.913P	232,7	10:27'06.861
14	25.107	15.350	29.718	35.333	1'45.508	234,7	10:28'52.369
15	25.008	15.413	29.614	35.306	1'45.341	234,7	10:30'37.710
16	24.985	<b>15.290</b>	<b>29.568</b>	34.940	<b>1'44.783</b>	234,2	10:32'22.493
17	25.015	15.368	29.832	35.054	1'45.269	235,7	10:34'07.762

Lap	Seg.1	Seg.2	Seg.3	Seg.4	Lap Time	km/h	Local Time
-----	-------	-------	-------	-------	----------	------	------------

Paolo Ruberti							
1		31.020	37.857	56.598	3'16.357	117,5	10:02'14.608
2	31.499	19.770	36.317	41.564	2'09.150	166,7	10:04'23.758
3	33.664	23.111	55.234	1'03.249	2'55.258	103,3	10:07'19.016
4	24.533	15.105	29.093	34.202	1'42.933	236,2	10:09'01.949
5	<b>24.147</b>	<b>14.953</b>	<b>28.660</b>	<b>34.113</b>	<b>1'41.873</b>	236,7	10:10'43.822
6	24.341	14.960	28.944	34.372	1'42.617	236,7	10:12'26.439
7	24.475	14.975	28.832	34.566	1'42.848	237,7	10:14'09.287
8	24.380	14.974	28.970	34.717	1'43.041	236,7	10:15'52.328
9	24.998	15.025	28.974	34.685	1'43.682	237,2	10:17'36.010
10	24.565	15.087	29.213	34.725	1'43.590	237,2	10:19'19.600
Cedric Sbirrazzuoli							
11	24.538	15.055	29.081	1'56.880	3'05.554P	236,7	10:22'25.154
12	26.955	15.361	29.594	34.821	1'46.731P	235,1	10:24'11.885
13	24.856	15.070	29.129	34.623	1'43.678	235,7	10:25'55.563
14	25.110	15.196	30.079	34.673	1'45.058	<b>238,2</b>	10:27'40.621
15	25.090	15.513	29.075	34.499	1'44.177	235,1	10:29'24.798
16	24.704	15.158	29.187	34.987	1'44.036	236,2	10:31'08.834
17	24.677	15.168	29.196	34.724	1'43.765	236,2	10:32'52.599
18	24.524	15.097	29.008	34.468	1'43.097	236,2	10:34'35.696
19	24.537	15.127	28.925	34.609	1'43.198	237,7	10:36'18.894
20	24.391	15.160	29.124	34.903	1'43.578	237,2	10:38'02.472

25/10/2019

P = Pits In/Out - C = Lap-Time Cancelled

Powered by FICR PERUGIA TIMING

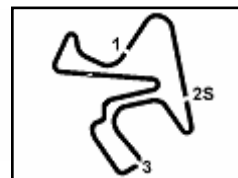


ROGER DUBUIS





# 6th ROUND



Jerez 4.428 m

## USA + ASIA - Chronological Analysis Race 1

3 / 7

Start at 9:58'58.251

Lap	Seg.1	Seg.2	Seg.3	Seg.4	Lap Time	km/h	Local Time
21	25.006	15.171	29.252	34.541	1'43.970	237,7	10:39'46.442
22	24.489	15.141	29.053	34.488	1'43.171	237,7	10:41'29.613
23	24.486	15.064	28.812	34.311	1'42.673	237,7	10:43'12.286
24	25.408	15.175	29.060	34.692	1'44.335	237,2	10:44'56.621
25	25.043	15.220	29.628	34.687	1'44.578	235,7	10:46'41.199
26	24.848	15.273	29.291	35.283	1'44.695	237,2	10:48'25.894
27	25.315	15.527	29.641	35.515	1'45.998	235,1	10:50'11.892

Race Time 51'13.641

### 129 Change Racing (1'42.650)

Lap	Seg.1	Seg.2	Seg.3	Seg.4	Lap Time	km/h	Local Time
Richard Antinucci							
1		31.041	37.021	55.746	3'16.556	90,7	10:02'14.807
2	32.231	19.636	36.285	41.824	2'09.976	182,4	10:04'24.783
3	33.754	23.209	55.188	1'02.920	2'55.071	87,7	10:07'19.854
4	24.645	15.229	28.918	34.268	1'43.060	235,1	10:09'02.914
5	25.751	15.015	28.733	34.194	1'43.693	237,2	10:10'46.607
6	24.614	15.084	28.847	34.229	1'42.774	235,1	10:12'29.381
7	24.423	15.052	28.850	34.325	1'42.650	237,7	10:14'12.031
8	24.473	15.148	28.958	34.489	1'43.068	236,2	10:15'55.099
9	24.571	15.182	30.304	34.595	1'44.652	236,7	10:17'39.751
10	24.760	15.219	29.114	35.144	1'44.237	236,2	10:19'23.988

Corey Lewis

11	24.659	15.167	28.964	1'51.166	2'59.956P	235,1	10:22'23.944
12	27.522	15.311	29.678	34.757	1'47.268P	233,7	10:24'11.212
13	24.846	15.262	29.184	34.735	1'44.027	234,7	10:25'55.239
14	25.077	15.349	30.574	35.071	1'46.071	235,1	10:27'41.310
15	25.255	15.488	29.661	34.812	1'45.216	231,7	10:29'26.526
16	24.518	15.275	29.299	34.666	1'43.758	232,7	10:31'10.284
17	24.719	15.202	29.169	34.596	1'43.686	235,1	10:32'53.970
18	24.781	15.313	29.523	35.109	1'44.726	235,1	10:34'38.696
19	24.718	15.140	29.302	35.779	1'44.939	235,7	10:36'23.635
20	24.789	15.205	29.401	53.116	2'02.511P	236,2	10:38'26.146
21	27.296	15.193	29.359	35.628	1'47.476P	235,1	10:40'13.622
22	24.704	15.078	29.240	34.598	1'43.620	235,7	10:41'57.242
23	24.761	15.236	29.970	34.706	1'44.673	235,7	10:43'41.915
24	24.721	15.216	29.337	34.682	1'43.956	236,2	10:45'25.871
25	24.704	15.224	29.563	34.856	1'44.347	235,7	10:47'10.218
26	24.757	15.202	29.122	34.467	1'43.548	236,2	10:48'53.766
27	24.617	15.399	29.695	34.866	1'44.577	235,1	10:50'38.343

Race Time 51'40.092

### 133 Prestige Performance (1'46.233)

Lap	Seg.1	Seg.2	Seg.3	Seg.4	Lap Time	km/h	Local Time
Cameron Cassels							
1		30.869	36.382	52.525	3'17.079	88,4	10:02'15.330
2	33.703	20.695	36.722	41.266	2'12.386	161,6	10:04'27.716
3	33.838	23.116	55.617	1'02.368	2'54.939	101,7	10:07'22.655
4	25.534	15.347	30.062	35.290	1'46.233	232,2	10:09'08.888

Race Time 10'10.637

### 136 Change Racing (1'48.173)

Lap	Seg.1	Seg.2	Seg.3	Seg.4	Lap Time	km/h	Local Time
Matt Dicken							
1		31.011	41.913	44.725	3'19.399	95,6	10:02'17.650
2	36.481	23.119	38.206	40.178	2'17.984	147,0	10:04'35.634
3	33.732	22.397	54.142	1'02.065	2'52.336	150,4	10:07'27.970
4	28.680	16.608	31.595	36.550	1'53.433	231,7	10:09'21.403
5	26.132	15.878	31.433	36.391	1'49.834	234,7	10:11'11.237
6	26.026	16.030	30.690	38.412	1'51.158	235,1	10:13'02.395
7	25.896	15.795	31.403	36.741	1'49.835	235,7	10:14'52.230
8	25.872	15.794	31.454	36.654	1'49.774	235,7	10:16'42.004
9	27.806	16.520	32.772	38.333	1'55.431	232,2	10:18'37.435
10	26.662	16.851	31.623	36.902	1'52.038	230,7	10:20'29.473
11	25.838	15.583	30.490	36.262	1'48.173	235,7	10:22'17.646
12	26.634	15.894	32.940	37.904	1'53.372	233,7	10:24'11.018
13	28.496	16.532	33.030	2'03.368	3'21.426P	230,3	10:27'32.444

Race Time 51'28.438

### 163 Change Racing (1'43.526)

Lap	Seg.1	Seg.2	Seg.3	Seg.4	Lap Time	km/h	Local Time
McKay Snow							
1		31.088	36.351	53.415	3'16.876	78,9	10:02'15.127
2	33.341	20.511	36.577	41.624	2'12.053	162,5	10:04'27.180
3	33.437	23.352	55.790	1'02.007	2'54.586	96,7	10:07'21.766
4	25.160	15.379	29.431	34.614	1'44.584	234,7	10:09'06.350
5	24.800	15.237	28.999	34.490	1'43.526	235,1	10:10'49.876
6	24.947	16.780	29.874	34.599	1'46.200	229,3	10:12'36.076

25/10/2019

P = Pits In/Out - C = Lap-Time Cancelled

Powered by FICR PERUGIA TIMING

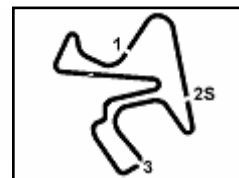


ROGER DUBUIS





# 6<sup>th</sup> ROUND



Jerez 4.428 m

## USA + ASIA - Chronological Analysis Race 1

Start at 9:58'58.251

4 / 7

7	24.723	15.195	29.303	34.749	1'43.970	235,7	10:14'20.046	9	24.857	15.112	29.485	35.020	1'44.474	237,2	10:17'07.424
8	24.754	15.137	29.358	34.813	1'44.062	235,1	10:16'04.108	10	25.090	15.202	29.738	35.005	1'45.035	236,2	10:18'52.459
9	24.879	15.322	29.566	35.177	1'44.944	235,1	10:17'49.052	11	24.964	15.181	29.409	35.143	1'44.697	235,7	10:20'37.156
10	25.052	15.421	29.697	36.966	1'47.136	235,1	10:19'36.188	12	24.707	15.231	29.449	35.124	1'44.511	236,7	10:22'21.667
11	25.159	15.414	29.774	35.278	1'45.625	234,2	10:21'21.813	13	24.854	15.165	29.978	36.602	1'46.599	235,7	10:24'08.266
12	25.353	15.482	29.927	1'56.803	3'07.565P	234,2	10:24'29.378	14	25.001	15.253	29.513	35.463	1'45.230	236,2	10:25'53.496
13	28.676	15.548	30.332	35.988	1'50.544P	234,2	10:26'19.922	Massimo Vignali							
14	25.286	15.289	29.697	36.130	1'46.402	235,1	10:28'06.324	15	25.221	15.278	29.420	1'53.864	3'03.783P	235,7	10:28'57.279
15	25.096	15.275	29.723	35.947	1'46.041	234,7	10:29'52.365	16	29.236	15.803	30.637	36.046	1'51.722P	230,7	10:30'49.001
16	25.225	15.434	30.200	35.627	1'46.486	233,7	10:31'38.851	17	25.537	15.452	30.368	36.593	1'47.950	234,2	10:32'36.951
17	25.410	15.361	29.961	35.368	1'46.100	235,1	10:33'24.951	18	25.682	15.720	30.844	35.754	1'48.000	233,7	10:34'24.951
18	25.360	15.471	30.015	35.344	1'46.190	235,1	10:35'11.141	19	25.623	15.731	31.178	36.402	1'48.934	232,7	10:36'13.885
19	25.374	15.341	29.836	36.079	1'46.630	235,1	10:36'57.771	20	26.046	15.399	30.279	36.529	1'48.253	234,2	10:38'02.138
20	25.169	15.431	29.899	35.756	1'46.255	235,7	10:38'44.026	21	26.149	15.746	30.615	36.968	1'49.478	233,2	10:39'51.616
21	26.098	15.410	29.941	35.381	1'46.830	235,1	10:40'30.856	22	25.703	15.543	30.393	36.008	1'47.647	234,7	10:41'39.263
22	25.309	15.373	29.676	35.075	1'45.433	234,7	10:42'16.289	23	25.688	15.680	30.689	35.963	1'48.020	231,2	10:43'27.283
23	25.220	15.375	29.570	34.981	1'45.146	236,7	10:44'01.435	24	25.583	15.867	30.857	35.991	1'48.298	226,5	10:45'15.581
24	25.235	15.300	29.560	34.958	1'45.053	236,2	10:45'46.488	25	25.437	15.632	30.353	35.855	1'47.277	233,2	10:47'02.858
25	25.146	15.915	29.971	35.472	1'46.504	234,2	10:47'32.992	26	25.595	15.569	30.568	35.983	1'47.715	233,7	10:48'50.573
26	25.102	15.434	29.814	35.153	1'45.503	235,1	10:49'18.495	27	25.540	15.588	30.297	35.762	1'47.187	234,7	10:50'37.760
27	25.114	15.421	29.971	35.540	1'46.046	235,7	10:51'04.541	Race Time 51'39.509							

Race Time 52'06.290

### 222 Automobili Lamborghini (1'43.661)

169 Prestige Performance (1'44.441)							222 Automobili Lamborghini (1'43.661)								
Lap	Seg.1	Seg.2	Seg.3	Seg.4	Lap Time	km/h	Local Time	Lap	Seg.1	Seg.2	Seg.3	Seg.4	Lap Time	km/h	Local Time
William Hubbell							Emanuele Pirro								
1		31.441	42.631	41.781	3'18.728	97,2	10:02'16.979	1			50.314	1'03.967	2'38.634	113,8	10:01'36.885
2	36.379	21.878	37.587	40.284	2'16.128	150,0	10:04'33.107	2	34.007	22.179	39.973	50.484	2'26.643	164,2	10:04'03.528
3	34.741	21.662	55.204	1'02.221	2'53.828	136,6	10:07'26.935	3	34.759	21.991	53.193	49.982	2'39.925	149,6	10:06'43.453
4	27.378	16.159	31.790	36.674	1'52.001	231,7	10:09'18.936	4	25.129	15.391	29.775	34.634	1'44.929	233,2	10:08'28.382
5	26.189	15.928	31.751	36.456	1'50.324	231,7	10:11'09.260	5	24.755	15.106	29.000	34.800	1'43.661	235,1	10:10'12.043
6	26.116	16.138	31.123	36.193	1'49.570	230,7	10:12'58.830	6	24.647	15.211	29.130	35.376	1'44.364	236,2	10:11'56.407
7	25.794	15.612	30.754	36.352	1'48.512	234,2	10:14'47.342	7	24.572	15.240	29.345	34.924	1'44.081	235,1	10:13'40.488
8	25.783	15.641	31.630	38.703	1'51.757	233,7	10:16'39.099	8	24.814	15.167	29.153	34.891	1'44.025	235,7	10:15'24.513
9	25.883	15.874	31.856	38.364	1'51.977	232,2	10:18'31.076	9	24.811	15.492	29.458	35.124	1'44.885	235,1	10:17'09.398
10	25.677	15.754	31.440	37.617	1'50.488	233,7	10:20'21.564	10	24.753	15.268	29.489	34.844	1'44.354	233,7	10:18'53.752
11	26.323	15.812	31.480	2'00.044	3'13.659P	233,2	10:23'35.223	11	24.895	15.281	29.369	35.210	1'44.755	235,7	10:20'38.507
Eric Curran							Tony Cairoli								
12	29.556	15.683	30.760	36.045	1'52.044P	233,2	10:25'27.267	12	24.805	15.233	29.262	34.954	1'44.254	234,2	10:22'22.761
13	25.049	15.391	29.745	35.455	1'45.640	233,2	10:27'12.907	13	24.800	15.311	29.594	36.586	1'46.291	235,1	10:24'09.052
14	24.984	15.201	30.297	35.568	1'46.500	234,2	10:28'58.957	14	25.053	15.276	29.265	35.723	1'45.317	233,7	10:25'54.369
15	24.868	15.190	29.455	34.928	1'44.441	234,2	10:30'43.398	15	25.342	15.311	29.823	36.203	1'46.679	235,1	10:27'41.048
16	25.006	15.185	29.466	35.209	1'44.866	235,1	10:32'28.264	16	25.195	15.862	30.371	1'58.145	3'09.573P	223,3	10:30'50.621
17	25.119	15.240	29.394	35.007	1'44.760	234,7	10:34'13.024	17	30.221	15.668	30.498	35.867	1'52.254P	233,7	10:32'42.875
18	25.016	15.413	29.576	35.075	1'45.080	234,7	10:35'58.104	18	26.130	15.884	30.378	35.884	1'48.276	232,2	10:34'31.151
19	25.473	15.363	29.536	35.582	1'45.954	233,7	10:37'44.058	19	25.675	15.568	30.106	37.405	1'48.754	234,2	10:36'19.905
20	25.394	15.792	29.598	35.186	1'45.970	233,2	10:39'30.028	20	25.978	15.721	30.247	35.866	1'47.812	234,2	10:38'07.717
Race Time 51'04.261							Race Time 39'09.466								

### 228 852 Challengers (1'42.826)

207 Leipert Motorsport (1'43.101)							228 852 Challengers (1'42.826)								
Lap	Seg.1	Seg.2	Seg.3	Seg.4	Lap Time	km/h	Local Time	Lap	Seg.1	Seg.2	Seg.3	Seg.4	Lap Time	km/h	Local Time
Brendon Leitch							Max Wiser								
1			50.054	1'03.492	2'38.913	143,9	10:01'37.164	1			53.733	58.410	2'45.702	170,6	10:01'43.953
2	34.119	22.491	39.930	50.462	2'27.002	178,3	10:04'04.166	2	34.125	24.316	40.026	47.914	2'26.381	151,8	10:04'10.334
3	34.646	22.121	53.135	49.714	2'39.616	158,1	10:06'43.782	3	36.872	21.939	52.829	49.313	2'40.953	111,7	10:06'51.287
4	25.173	15.093	29.160	34.399	1'43.825	236,2	10:08'27.607	4	26.656	15.163	29.674	35.845	1'47.338	239,7	10:08'38.625
5	24.403	14.985	29.205	34.508	1'43.101	236,2	10:10'10.708	5	25.729	15.501	33.401	37.324	1'51.955	239,7	10:10'30.580
6	24.834	15.101	29.180	34.696	1'43.811	236,2	10:11'54.519	6	24.636	14.987	28.909	34.920	1'43.452	239,2	10:12'14.032
7	24.638	14.988	29.177	34.983	1'43.786	237,2	10:13'38.305	7	24.826	15.394	29.710	34.337	1'44.267	239,2	10:13'58.299
8	24.820	15.142	29.471	35.212	1'44.645	236,2	10:15'22.950	8	24.734	14.985	28.840	34.267	1'42.826	239,2	10:15'41.125
Race Time 16'42.874							Race Time 16'42.874								

### 230 yh Racing Team (1'46.337)

230 yh Racing Team (1'46.337)									
Lap	Seg.1	Seg.2	Seg.3	Seg.4	Lap Time	km/h	Local Time		
Takamichi Matsuda									
1					49.887	1'00.682	2'41.489	141,0	10:01'39.740
2	33.457	24.689			39.904	49.633	2'27.683	122,9	10:04'07.423
3	36.183	21.541			53.701	49.108	2'40.533	139,2	10:06'47.956

25/10/2019

P = Pits In/Out - C = Lap-Time Cancelled

Powered by FICR PERUGIA TIMING





6<sup>th</sup> ROUND



Jerez 4.428 m

# USA + ASIA - Chronological Analysis Race 1

Start at 9:58'58.251

5 / 7

4	26.210	15.974	30.651	36.558	1'49.393	232,2	10:08'37.349	5	25.776	15.415	<b>29.609</b>	<b>34.890</b>	1'45.690	232,7	10:10'18.213
5	25.624	15.760	30.461	36.404	1'48.249	233,7	10:10'25.598	6	24.853	<b>15.260</b>	29.922	34.911	<b>1'44.946</b>	232,7	10:12'03.159
6	<b>25.241</b>	15.658	30.277	36.050	1'47.226	233,7	10:12'12.824	7	24.947	15.309	29.618	35.084	1'44.958	234,7	10:13'48.117
7	25.374	15.519	31.003	37.829	1'49.725	<b>235,7</b>	10:14'02.549	8	24.948	15.290	29.823	35.157	1'45.218	234,7	10:15'33.335
8	25.746	16.110	30.105	37.260	1'49.221	232,2	10:15'51.770	9	<b>24.820</b>	15.503	29.843	35.485	1'45.651	233,7	10:17'18.986
9	26.255	16.199	31.838	38.495	1'52.787	230,7	10:17'44.557	10	25.421	15.375	29.901	35.670	1'46.367	233,2	10:19'05.353
			Daijiro Yoshihara					11	25.210	15.350	30.394	1'59.469	3'10.423P	234,2	10:22'15.776
10	25.787	16.713	31.456	1'57.232	3'11.188P	211,7	10:20'55.745	12	28.926	15.720	30.800	36.155	1'51.601P	233,7	10:24'07.377
11	33.290	15.854	30.523	35.837	1'55.504P	232,7	10:22'51.249	13	25.013	15.345	29.803	35.820	1'45.981	233,7	10:25'53.358
12	26.556	15.853	30.367	37.026	1'49.802	234,2	10:24'41.051	14	26.059	15.431	29.724	35.272	1'46.486	232,7	10:27'39.844
13	26.201	15.581	30.581	35.711	1'48.074	234,7	10:26'29.125	15	25.282	16.434	30.806	35.825	1'48.347	230,7	10:29'28.191
14	25.744	15.566	30.030	35.437	1'46.777		10:28'15.902	16	25.054	15.275	29.784	35.641	1'45.754	234,2	10:31'13.945
15	25.294	15.506	30.404	37.382	1'48.586	<b>235,7</b>	10:30'04.488	17	25.247	15.382	29.785	36.436	1'46.850	<b>235,1</b>	10:33'00.795
16	25.905	15.524	30.118	35.895	1'47.442	235,1	10:31'51.930	18	25.293	15.372	29.774	35.442	1'45.881	232,2	10:34'46.676
17	25.630	15.494	30.361	<b>35.373</b>	1'46.858	234,2	10:33'38.788	19	25.112	15.347	29.959	35.805	1'46.223	234,7	10:36'32.899
18	25.491	<b>15.445</b>	30.159	35.481	1'46.576	234,7	10:35'25.364	20	25.057	15.355	29.895	35.097	1'45.404	232,2	10:38'18.303
19	25.495	15.476	29.780	36.496	1'47.247	235,1	10:37'12.611	21	25.169	15.567	30.026	35.508	1'46.270	233,7	10:40'04.573
20	25.580	15.536	29.904	35.589	1'46.609	235,1	10:38'59.220	22	25.118	15.345	29.786	36.087	1'46.336	234,2	10:41'50.909
21	25.695	15.893	29.956	35.984	1'47.528	234,7	10:40'46.728	23	25.181	15.396	29.953	35.660	1'46.190	233,7	10:43'37.099
22	25.513	15.596	31.437	35.664	1'48.210	233,7	10:42'34.958	24	25.027	15.454	30.051	35.739	1'46.271	232,2	10:45'23.370
23	25.573	15.740	29.862	35.606	1'46.781	234,2	10:44'21.739	25	25.363	15.538	30.349	36.038	1'47.288	232,7	10:47'10.658
24	25.561	15.474	30.209	35.901	1'47.145	<b>235,7</b>	10:46'08.884	26	25.508	15.571	30.134	35.626	1'46.839	230,3	10:48'57.497
25	25.425	15.535	<b>29.673</b>	35.704	<b>1'46.337</b>	235,1	10:47'55.221	27	25.528	15.481	30.257	35.614	1'46.880	232,2	10:50'44.377
26	25.814	15.525	29.793	35.494	1'46.626	235,1	10:49'41.847								Race Time 51'46.126

Race Time 50'43.596

244 852 Challengers (1'46.419)

238 Hojust Racing (1'42.980)

Lap	Seg.1	Seg.2	Seg.3	Seg.4	Lap Time	km/h	Local Time
Toshiyuki Ochiai							
1			49.985	1'02.966	2'39.291	137,6	10:01'37.542
2	34.566	23.121	39.296	50.251	2'27.234	158,8	10:04'04.776
3	34.678	22.254	53.236	49.696	2'39.864	154,8	10:06'44.640
4	25.211	15.264	29.482	34.865	1'44.822	236,2	10:08'29.462
5	24.877	<b>14.983</b>	29.246	34.909	1'44.015	236,7	10:10'13.477
6	24.892	15.251	29.439	35.427	1'45.009	235,1	10:11'58.486
7	25.164	15.434	29.725	35.132	1'45.455	234,7	10:13'43.941
8	25.142	15.242	29.550	35.760	1'45.694	234,7	10:15'29.635
9	25.155	15.315	29.767	35.455	1'45.692	233,2	10:17'15.327
10	25.047	15.367	29.936	35.455	1'45.805	232,7	10:19'01.132
Afiq Ikhwani Yazid							
11	25.196	15.489	29.519	1'57.234	3'07.438P	234,2	10:22'08.570
12	28.592	15.321	29.428	35.272	1'48.613P	234,7	10:23'57.183
13	25.009	15.171	29.048	34.584	1'43.812	235,7	10:25'40.995
14	24.628	15.024	28.968	34.650	1'43.270	235,7	10:27'24.265
15	24.436	15.171	29.053	34.585	1'43.245	235,1	10:29'07.510
16	24.567	15.100	28.934	34.655	1'43.256	234,7	10:30'50.766
17	24.624	15.232	29.950	35.985	1'45.791	235,7	10:32'36.557
18	25.458	15.875	29.137	34.562	1'45.032	236,2	10:34'21.589
19	24.721	15.097	28.934	35.348	1'44.100	<b>237,2</b>	10:36'05.689
20	24.813	15.134	29.692	34.717	1'44.356	235,7	10:37'50.045
21	25.019	15.083	29.118	34.472	1'43.692	235,7	10:39'33.737
22	25.010	15.290	29.014	34.489	1'43.803	236,2	10:41'17.540
23	24.630	15.019	29.131	34.966	1'43.746	235,7	10:43'01.286
24	24.810	15.018	28.870	34.464	1'43.162	<b>237,2</b>	10:44'44.448
25	<b>24.347</b>	15.221	29.034	34.615	1'43.217	233,7	10:46'27.665
26	24.633	15.049	<b>28.835</b>	<b>34.463</b>	<b>1'42.980</b>	236,2	10:48'10.645
27	24.918	15.608	30.167	36.868	1'47.561	234,7	10:49'58.206

Race Time 50'59.955

257 PSC Motorsport (1'43.782)

Lap	Seg.1	Seg.2	Seg.3	Seg.4	Lap Time	km/h	Local Time
Huilin Han							
1			50.006	1'02.814	2'39.721	137,1	10:01'37.972
2	34.791	23.393	39.230	49.909	2'27.323	157,2	10:04'05.295
3	34.611	22.297	53.378	49.676	2'39.962	147,8	10:06'45.257
4	25.627	15.807	30.481	35.351	1'47.266	233,2	10:08'32.523

Lap	Seg.1	Seg.2	Seg.3	Seg.4	Lap Time	km/h	Local Time
Paul Wong							
1			57.680	58.155	2'44.802	125,0	10:01'43.053
2	31.229	25.519	41.851	47.235	2'25.834	100,9	10:04'08.887
3	37.801	20.534	53.798	49.869	2'42.002	122,7	10:06'50.889
4	26.483	<b>15.317</b>	<b>29.771</b>	35.928	1'47.499	235,1	10:08'38.388
5	25.789	15.536	30.549	36.064	1'47.938	234,7	10:10'26.326
6	26.155	15.517	30.165	36.282	1'48.119	234,2	10:12'14.445
7	25.649	15.467	30.237	1'01.971	2'13.324	235,1	10:14'27.769
8	26.245	15.637	31.767	37.401	1'51.050	232,2	10:16'18.819
9	25.629	15.400	30.623	36.191	1'47.843	235,7	10:18'06.662
10	25.568	15.940	34.082	36.191	1'51.781	206,6	10:19'58.443
Clement Li							
11	26.107	15.434	30.291	1'58.460	3'10.292P	234,2	10:23'08.735
12	29.801	15.803	30.792	36.396	1'52.792P	233,7	10:25'01.527
13	25.452	15.405	30.130	36.108	1'47.095	235,1	10:26'48.622
14	25.394	15.522	30.065	35.710	1'46.691	235,1	10:28'35.313
15	25.417	15.651	30.218	35.644	1'46.930	235,1	10:30'22.243
16	25.508	15.595	30.049	35.642	1'46.794	234,7	10:32'09.037
17	25.405	15.487	32.318	36.468	1'49.678	235,7	10:33'58.715
18	27.153	15.839	32.625	36.254	1'51.871	235,1	10:35'50.586
19	25.484	15.520	30.206	<b>35.491</b>	1'46.701	234,7	10:37'37.287
20	<b>25.268</b>	15.460	30.089	35.602	<b>1'46.419</b>	<b>236,2</b>	10:39'23.706
21	25.467	15.702	30.502	37.490	1'49.161	234,7	10:41'12.867
22	26.014	15.930	32.341	36.780	1'51.065	235,1	10:43'03.932
23	26.519	15.910	30.554	37.744	1'50.727	234,2	10:44'54.659
24	25.781	15.752	31.537	36.127	1'49.197	234,7	10:46'43.856
25	25.843	15.721	30.467	36.210	1'48.241	234,2	10:48'32.097
26	26.344	15.910	30.782	36.490	1'49.526	234,2	10:50'21.623

Race Time 51'23.372

239 T Squared Racing (1'44.946)

Lap	Seg.1	Seg.2	Seg.3	Seg.4	Lap Time	km/h	Local Time
Sereethoranakul Sarun							
1			49.930	1'02.170	2'39.731	131,1	10:01'37.982
2	35.641	23.307	38.965	50.034	2'27.947	141,0	10:04'05.929
3	34.718	22.064	53.374	49.442	2'39.598	140,6	10:06'45.527
4	25.628	15.706	30.605	35.186	1'47.125	234,7	10:08'32.652
5	24.684	<b>15.120</b>	<b>29.151</b>	<b>34.827</b>	<b>1'43.782</b>	237,2	10:10'16.434
6	<b>24.410</b>	15.208	29.306	34.871	1'43.795	<b>238,2</b>	10:12'00.229

25/10/2019

P = Pits In/Out - C = Lap-Time Cancelled

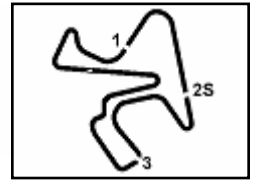
Powered by FICR PERUGIA TIMING







# 6<sup>th</sup> ROUND



## USA + ASIA - Chronological Analysis Race 1

Jerez 4.428 m

Start at 9:58'58.251

7 / 7

7	25.035	15.386	29.888	35.434	1'45.743	237,7	10:13'50.643	8	25.944	16.198	30.344	36.385	1'48.871	233,2	10:15'45.831
8	25.110	15.585	30.032	35.838	1'46.565	235,1	10:15'37.208	9	25.403	15.540	30.681	36.314	1'47.938	234,2	10:17'33.769
9	25.292	15.552	30.474	35.862	1'47.180	236,7	10:17'24.388	10	26.531	16.674	31.149	2'11.386	3'25.740P	201,7	10:20'59.509
10	25.685	15.948	30.538	35.829	1'48.000	236,2	10:19'12.388	11	31.569	15.673	30.583	35.810	1'53.635P	233,2	10:22'53.144
11	25.073	15.624	29.672	35.852	1'46.221	236,7	10:20'58.609	12	25.610	15.504	30.229	36.131	1'47.474	232,2	10:24'40.618
12	24.945	15.548	29.817	35.747	1'46.057	234,7	10:22'44.666	13	25.249	15.501	29.928	35.734	1'46.412	231,7	10:26'27.030
13	25.022	15.596	30.934	35.962	1'47.514	237,2	10:24'32.180	14	25.425	15.241	30.357	36.323	1'47.346	234,7	10:28'14.376
Zen Low															
14	25.273	15.823	30.400	1'56.783	3'08.279P	236,7	10:27'40.459	15	25.594	15.438	30.487	37.635	1'49.154	234,2	10:30'03.530
15	32.538	16.056	31.097	37.034	1'56.725P	233,7	10:29'37.184	16	25.236	15.458	30.205	36.874	1'47.773	234,2	10:31'51.303
16	26.407	15.896	30.563	36.307	1'49.173	234,7	10:31'26.357	17	25.401	15.405	30.114	35.720	1'46.640	235,7	10:33'37.943
17	26.186	15.662	30.610	37.037	1'49.495	235,1	10:33'15.852	18	25.550	15.384	30.017	35.739	1'46.690	235,7	10:35'24.633
18	25.852	15.653	30.527	36.106	1'48.138	235,1	10:35'03.990	19	25.168	15.359	29.924	35.540	1'45.991	235,7	10:37'10.624
19	25.793	15.689	30.624	36.936	1'49.042	234,2	10:36'53.032	20	25.511	15.423	30.098	35.918	1'46.950	236,7	10:38'57.574
20	27.261	16.010	30.997	36.397	1'50.665	234,2	10:38'43.697	21	25.797	15.395	30.523	36.158	1'47.873	235,1	10:40'45.447
21	26.794	15.864	30.967	36.294	1'49.919	234,2	10:40'33.616	22	25.584	15.562	32.222	35.445	1'48.813	232,2	10:42'34.260
22	26.085	15.721	30.558	36.356	1'48.720	234,7	10:42'22.336	23	25.372	15.432	30.195	35.935	1'46.934	235,7	10:44'21.194
23	25.903	15.854	30.583	36.296	1'48.636	235,1	10:44'10.972	24	25.352	15.317	30.221	36.256	1'47.146	234,7	10:46'08.340
24	26.014	15.800	31.698	36.325	1'49.837	235,7	10:46'00.809	25	25.260	15.262	30.008	35.936	1'46.466	234,7	10:47'54.806
25	26.362	15.653	30.555	36.887	1'49.457	235,7	10:47'50.266	26	25.485	15.320	30.003	35.997	1'46.805	236,2	10:49'41.611
26	26.075	15.666	30.510	36.171	1'48.422	236,7	10:49'38.688	<b>288 GDL Racing (1'47.300)</b>							
Race Time 50'40.437								Lap	Seg.1	Seg.2	Seg.3	Seg.4	Lap Time	km/h	Local Time

<b>277 Leipert Motorsport (1'43.078)</b>							
Lap	Seg.1	Seg.2	Seg.3	Seg.4	Lap Time	km/h	Local Time
Dan Wells							
1			50.262	1'04.257	2'38.249	95,7	10:01'36.500
2	33.047	22.230	40.582	50.463	2'26.322	159,5	10:04'02.822
3	34.702	20.622	54.122	50.579	2'40.025	164,0	10:06'42.847
4	24.989	15.107	29.225	34.567	1'43.888	236,2	10:08'26.735
5	24.624	14.981	28.923	34.550	1'43.078	236,2	10:10'09.813
6	24.763	14.984	29.293	34.751	1'43.791	236,7	10:11'53.604
7	24.569	15.024	29.150	34.761	1'43.504	237,2	10:13'37.108
8	24.739	15.010	29.210	34.852	1'43.811	236,7	10:15'20.919
9	24.798	15.031	29.153	34.751	1'43.733	236,2	10:17'04.652
10	24.955	15.041	29.324	34.838	1'44.158	236,7	10:18'48.810
11	24.903	15.067	29.394	35.433	1'44.797	236,2	10:20'33.607
12	24.674	15.048	29.315	35.299	1'44.336	237,7	10:22'17.943
13	25.067	15.105	29.768	35.055	1'44.995	234,7	10:24'02.938
Philip Kadoorie							
14	24.738	15.061	29.601	1'54.114	3'03.514P	236,2	10:27'06.452
15	29.765	15.717	31.361	36.870	1'53.713P	233,7	10:29'00.165
16	25.686	15.835	30.400	36.050	1'47.971	233,2	10:30'48.136
17	25.496	15.923	30.282	36.151	1'47.852	230,3	10:32'35.988
18	25.867	15.865	30.884	35.828	1'48.444	233,7	10:34'24.432
19	25.577	15.920	30.841	36.231	1'48.569	233,7	10:36'13.001
20	25.519	15.799	30.595	36.386	1'48.299	233,2	10:38'01.300
21	25.719	16.443	30.381	36.083	1'48.626	232,2	10:39'49.926
22	25.705	15.691	30.515	36.361	1'48.272	234,7	10:41'38.198
23	26.007	15.767	30.199	36.793	1'48.766	233,2	10:43'26.964
24	25.524	15.606	30.415	36.528	1'48.073	233,2	10:45'15.037
25	25.414	15.790	30.131	35.873	1'47.208	233,7	10:47'02.245
26	25.581	15.716	30.567	35.609	1'47.473	234,2	10:48'49.718
27	25.484	15.587	30.077	36.336	1'47.484	234,7	10:50'37.202
Race Time 51'38.951							

<b>288 GDL Racing (1'47.300)</b>							
Lap	Seg.1	Seg.2	Seg.3	Seg.4	Lap Time	km/h	Local Time
Gabriele Murrioni							
1			50.106	1'01.541	2'41.204	120,0	10:01'39.455
2	36.027	24.227	38.725	49.477	2'28.456	129,3	10:04'07.911
3	36.496	21.197	53.862	49.119	2'40.674	149,4	10:06'48.585
4	26.010	15.859	30.839	36.785	1'49.493	232,2	10:08'38.078
5	25.621	15.573	30.486	36.328	1'48.008	233,7	10:10'26.086
6	25.636	15.482	30.479	35.703	1'47.300	235,7	10:12'13.386
7	25.327	15.498	30.805	37.046	1'48.676	234,7	10:14'02.062
8	25.603	15.348	30.524	35.925	1'47.400	236,7	10:15'49.462
9	28.609	19.484	38.467	37.923	2'04.483	188,0	10:17'53.945
Race Time 18'55.694							

<b>298 VS Racing (1'52.993)</b>							
Lap	Seg.1	Seg.2	Seg.3	Seg.4	Lap Time	km/h	Local Time
Kumar Prabakaran							
1			54.331	58.420	2'44.608	159,0	10:01'42.859
2	34.124	23.645	40.559	47.368	2'25.696	123,1	10:04'08.555
3	37.839	20.083	54.114	50.039	2'42.075	137,3	10:06'50.630
4	29.293	16.784	32.676	38.337	1'57.090	230,7	10:08'47.720
5	27.455	16.749	32.961	39.843	1'57.008	231,7	10:10'44.728
6	29.484	17.056	33.707	40.746	2'00.993	231,7	10:12'45.721
7	27.529	16.511	34.042	39.273	1'57.355	232,7	10:14'43.076
8	27.578	16.492	32.874	40.170	1'57.114	231,7	10:16'40.190
9	29.203	16.698	32.551	39.861	1'58.313	231,7	10:18'38.503
10	28.815	16.809	33.513	2'10.545	3'29.682P	231,7	10:22'08.185
11	32.136	16.340	32.902	39.375	2'00.753P	230,7	10:24'08.938
12	29.983	16.681	33.152	39.173	1'58.989	230,3	10:26'07.927
13	29.143	17.134	33.302	40.016	1'59.595	227,4	10:28'07.522
14	27.558	16.657	32.638	40.147	1'57.000	227,4	10:30'04.522
15	27.960	16.553	32.394	38.359	1'55.266	232,2	10:31'59.788
16	27.081	16.235	31.814	37.863	1'52.993	232,7	10:33'52.781
17	29.522	16.963	34.802	43.047	2'04.334	229,8	10:35'57.115
18	28.398	17.326	33.513	38.762	1'57.999	229,8	10:37'55.114
19	27.431	16.592	35.315	40.029	1'59.367	229,8	10:39'54.481
20	27.334	16.725	33.026	40.003	1'57.088	227,9	10:41'51.569
21	27.200	16.377	33.132	38.640	1'55.349	232,2	10:43'46.918
22	27.375	17.457	32.777	38.340	1'55.949	225,1	10:45'42.867
23	27.838	16.769	32.738	38.297	1'55.642	229,3	10:47'38.509
24	27.987	17.438	32.664	38.432	1'56.521	231,2	10:49'35.030
Race Time 50'36.779							

<b>278 True Vision Motorsport (1'45.991)</b>							
Lap	Seg.1	Seg.2	Seg.3	Seg.4	Lap Time	km/h	Local Time
Suttituck Buncharoen							
1			49.083	1'02.131	2'41.077	168,7	10:01'39.328
2	35.695	23.334	38.934	49.720	2'27.683	129,1	10:04'07.011
3	35.792	21.729	53.410	48.891	2'39.822	148,5	10:06'46.833
4	25.791	15.621	30.562	36.796	1'48.770	233,7	10:08'35.603
5	25.602	15.446	30.518	35.809	1'47.375	235,1	10:10'22.978
6	25.517	15.338	30.291	36.033	1'47.179	234,2	10:12'10.157
7	25.425	15.341	30.207	35.830	1'46.803	235,1	10:13'56.960

25/10/2019

P = Pits In/Out - C = Lap-Time Cancelled

Powered by FICR PERUGIA TIMING

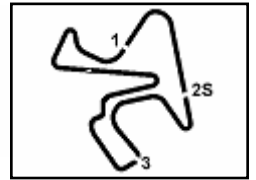


ROGER DUBUIS





6<sup>th</sup> ROUND



Jerez 4.428 m

### USA + ASIA - Pit Times Race 1

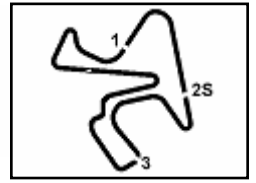
No.	Entrant	Driver		Race Time	Local Time	Time
101	Prestige Performance	A.AMICI	PIT IN	21'59.631	10:20'57.882	
			PIT OUT	23'24.342	10:22'22.593	1'24.711
103	Dream Racing Motorsport	R.SELLARI	PIT IN	20'59.317	10:19'57.568	
			PIT OUT	22'27.633	10:21'25.884	1'28.316
			PIT IN	37'06.107	10:36'04.358	
			PIT OUT	38'15.370	10:37'13.621	1'09.263
106	US RaceTronics	S.AGHAKHANI	PIT IN	23'57.990	10:22'56.241	
			PIT OUT	25'25.704	10:24'23.955	1'27.714
107	Dream Racing Motorsport	S.MONK	PIT IN	16'16.365	10:15'14.616	
			PIT OUT	18'06.256	10:17'04.507	1'49.891
			PIT IN	21'46.897	10:20'45.148	
			PIT OUT	23'36.879	10:22'35.130	1'49.982
			PIT IN	31'00.160	10:29'58.411	
			PIT OUT	42'27.591	10:41'25.842	11'27.431
108	GMG Racing	T.LOVELADY M.JOHNSON	PIT IN	27'54.689	10:26'52.940	
			PIT OUT	29'24.462	10:28'22.713	1'29.773
			PIT IN	46'20.445	10:45'18.696	
109	US RaceTronics	J.EIDSON D.OCKEY	PIT IN	27'08.178	10:26'06.429	
			PIT OUT	28'32.773	10:27'31.024	1'24.595
122	Dream Racing Motorsport	J.PRICE C.REED	PIT IN	24'52.550	10:23'50.801	
			PIT OUT	26'18.697	10:25'16.948	1'26.147
124	US RaceTronics	R.ATAPATTU P.LIDDY	PIT IN	21'21.592	10:20'19.843	
			PIT OUT	22'48.127	10:21'46.378	1'26.535
			PIT IN	37'39.797	10:36'38.048	
			PIT OUT	38'33.260	10:37'31.511	53.463
127	Dream Racing Motorsport	P.RUBERTI C.SBIRRAZZUOLI	PIT IN	21'58.616	10:20'56.867	
			PIT OUT	23'26.903	10:22'25.154	1'28.287
129	Change Racing	R.ANTINUCCI C.LEWIS	PIT IN	22'03.063	10:21'01.314	
			PIT OUT	23'25.693	10:22'23.944	1'22.630
			PIT IN	39'03.339	10:38'01.590	
			PIT OUT	39'27.895	10:38'26.146	24.556
133	Prestige Performance	C.CASSELS	PIT IN	12'19.861	10:11'18.112	
136	Change Racing	M.DICKEN	PIT IN	27'04.871	10:26'03.122	
			PIT OUT	28'34.193	10:27'32.444	1'29.322
146	PPM Precision Performance	M.BIGDOVIC C.DALY	PIT IN	22'07.916	10:21'06.167	
			PIT OUT	23'32.489	10:22'30.740	1'24.573
163	Change Racing	M.SNOW	PIT IN	24'03.910	10:23'02.161	
			PIT OUT	25'31.127	10:24'29.378	1'27.217
169	Prestige Performance	W.HUBBELL	PIT IN	23'08.659	10:22'06.910	
			PIT OUT	24'36.972	10:23'35.223	1'28.313
207	Leipert Motorsport	B.LEITCH M.VIGNALI	PIT IN	28'33.777	10:27'32.028	
			PIT OUT	29'59.028	10:28'57.279	1'25.251
222	Automobili Lamborghini	E.PIRRO T.CAIROLI	PIT IN	30'23.982	10:29'22.233	
			PIT OUT	31'52.370	10:30'50.621	1'28.388
			PIT IN	42'02.236	10:41'00.487	
228	852 Challengers	M.WISER	PIT IN	18'36.238	10:17'34.489	
230	yh Racing Team	T.MATSUDA D.YOSHIHARA	PIT IN	20'32.397	10:19'30.648	
			PIT OUT	21'57.494	10:20'55.745	1'25.097
238	Hojust Racing	T.OCHIAI A.YAZID	PIT IN	21'42.793	10:20'41.044	
			PIT OUT	23'10.319	10:22'08.570	1'27.526







6<sup>th</sup> ROUND



Jerez 4.428 m

### USA + ASIA - Pit Times Race 1

No.	Entrant	Driver		Race Time	Local Time	Time
239	T Squared Racing	H.HAN	PIT IN	21'48.282	10:20'46.533	
			PIT OUT	23'17.525	10:22'15.776	1'29.243
244	852 Challengers	P.WONG C.LI	PIT IN	22'43.911	10:21'42.162	
			PIT OUT	24'10.484	10:23'08.735	1'26.573
257	PSC Motorsport	S.SARUN	PIT IN	28'51.435	10:27'49.686	
			PIT OUT	30'17.166	10:29'15.417	1'25.731
263	FFF Racing Team	T.KASAI J.PUHAKKA	PIT IN	21'25.019	10:20'23.270	
			PIT OUT	22'50.433	10:21'48.684	1'25.414
266	VS Racing	Y.NEMOTO A.AU	PIT IN	28'09.950	10:27'08.201	
			PIT OUT	29'34.488	10:28'32.739	1'24.538
268	Gama Racing	C.VAN DER DRIFT Y.CHEN	PIT IN	26'30.479	10:25'28.730	
			PIT OUT	27'55.500	10:26'53.751	1'25.021
269	Aylezo Motorsports	A.NEGRO Z.LOW	PIT IN	27'15.624	10:26'13.875	
			PIT OUT	28'42.208	10:27'40.459	1'26.584
277	Leipert Motorsport	D.WELLS P.KADOORIE	PIT IN	26'43.295	10:25'41.546	
			PIT OUT	28'08.201	10:27'06.452	1'24.906
278	True Vision Motorsport	S.BUNCHAROEN	PIT IN	20'23.994	10:19'22.245	
			PIT OUT	22'01.258	10:20'59.509	1'37.264
288	GDL Racing	G.MURRONI	PIT IN	20'50.377	10:19'48.628	
298	VS Racing	K.PRABAKARAN	PIT IN	21'33.447	10:20'31.698	
			PIT OUT	23'09.934	10:22'08.185	1'36.487
143	Prestige Performance	Ashton Harrison				

Powered by FICR PERUGIA TIMING



ROGER DUBUIS

