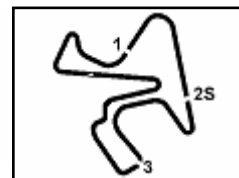




6th ROUND



Jerez 4.428 m

1 / 4

USA + ASIA - Chronological Analysis Qualifying 2

101 Prestige Performance (1'41.680)							
Lap	Seg.1	Seg.2	Seg.3	Seg.4	Lap Time	km/h	Local Time
Sandy Mitchell							
							16:31'21.815
1	28.582	14.985	31.072	34.596	1'49.235P	238,2	16:33'11.050
2	24.030	14.797	28.629	34.224	1'41.680	238,7	16:34'52.730
3	24.271	14.739	28.629	46.044	1'53.683	238,7	16:36'46.413
4	24.154	14.875	28.709	38.177	1'45.915	238,2	16:38'32.328

4	25.648	15.560	30.294	36.167	1'47.669	235,1	16:38'40.109
5	25.646	15.425	31.000	36.064	1'48.135	236,2	16:40'28.244
6	25.699	15.463	30.685	35.999	1'47.846	235,1	16:42'16.090
7	25.319	15.621	30.163	47.476	1'58.579	233,7	16:44'14.669
8	25.666	15.554	30.068	36.718	1'48.006	234,7	16:46'02.675
9	25.570	15.448	30.225	36.461	1'47.704C	235,1	16:47'50.379

103 Dream Racing Motorsport (1'47.080)							
Lap	Seg.1	Seg.2	Seg.3	Seg.4	Lap Time	km/h	Local Time
Randy Sellari							
							16:30'09.366
1	30.292	16.071	31.136	38.514	1'56.013P	234,2	16:32'05.379
2	25.984	15.628	30.501	35.965	1'48.078	235,7	16:33'53.457
3	25.290	15.398	30.786	36.262	1'47.736	236,2	16:35'41.193
4	25.652	15.573	30.878	36.019	1'48.122	235,1	16:37'29.315
5	25.724	15.802	30.423	35.495	1'47.444	233,2	16:39'16.759
6	25.311	15.370	30.293	36.106	1'47.080	235,7	16:41'03.839
7	25.773	15.488	30.792	37.054	1'49.107	236,2	16:42'52.946
8	25.938	15.659	30.833	36.415	1'48.845	235,1	16:44'41.791
9	25.970	15.689	30.526	36.196	1'48.381	234,7	16:46'30.172
10	25.457	15.367	30.639	4'31.438	5'42.901P	235,1	16:52'13.073
11	30.909	15.650	31.251	37.866	1'55.676P	234,2	16:54'08.749
12	25.479	15.462	30.441	36.057	1'47.439	234,7	16:55'56.188

109 US RaceTronics (1'45.759)							
Lap	Seg.1	Seg.2	Seg.3	Seg.4	Lap Time	km/h	Local Time
Damon Ockey							
							16:30'04.228
1	33.805	16.696	31.450	37.728	1'59.679P	230,3	16:32'03.907
2	26.452	15.575	30.188	35.885	1'48.100	235,7	16:33'52.007
3	24.782	15.476	29.502	35.999	1'45.759	232,2	16:35'37.766
4	28.857	17.259	37.842	1'45.885	3'09.843P	226,0	16:38'47.609
5	34.618	18.456	39.024	40.518	2'12.616P	161,6	16:41'00.225
6	24.962	15.579	33.794	37.825	1'52.160	231,7	16:42'52.385
7	26.336	18.096	40.252	42.376	2'07.060	170,6	16:44'59.445
8	24.936	15.459	30.179	39.896	1'50.470	232,7	16:46'49.915

106 US RaceTronics (1'43.728)							
Lap	Seg.1	Seg.2	Seg.3	Seg.4	Lap Time	km/h	Local Time
Steven Aghakhani							
							16:30'02.269
1	34.061	16.315	32.703	37.360	2'00.439P	233,2	16:32'02.708
2	24.612	15.043	29.320	37.045	1'46.020	238,2	16:33'48.728
3	24.833	15.320	29.836	37.376	1'47.365	230,7	16:35'36.093
4	27.022	17.919	31.597	1'49.784	3'06.322P	207,0	16:38'42.415
5	37.785	17.489	31.746	36.371	2'03.391P	212,9	16:40'45.806
6	24.878	15.167	29.283	39.140	1'48.468	236,7	16:42'34.274
7	24.759	15.074	29.216	34.679	1'43.728	237,2	16:44'18.002
8	24.647	15.027	29.266	35.209	1'44.149	238,7	16:46'02.151

122 Dream Racing Motorsport (1'44.256)							
Lap	Seg.1	Seg.2	Seg.3	Seg.4	Lap Time	km/h	Local Time
Chad Reed							
							16:31'29.583
1	29.075	16.083	34.154	39.935	1'59.247P	203,9	16:33'28.830
2	24.868	15.387	29.614	35.281	1'45.150	235,1	16:35'13.980
3	24.639	15.220	29.369	35.028	1'44.256	236,7	16:36'58.236
4	25.008	15.231	33.062	39.534	1'52.835	237,2	16:38'51.071

107 Dream Racing Motorsport (1'44.338)							
Lap	Seg.1	Seg.2	Seg.3	Seg.4	Lap Time	km/h	Local Time
Sheena Monk							
							16:30'07.381
1	30.825	16.014	31.467	35.292	1'53.598P	233,7	16:32'00.979
2	24.816	15.063	29.369	35.150	1'44.398	235,7	16:33'45.377
3	24.901	15.352	29.762	39.703	1'49.718	234,2	16:35'35.095
4	25.055	15.237	31.233	36.949	1'48.474	233,7	16:37'23.569
5	24.962	15.352	29.539	35.055	1'44.908	235,1	16:39'08.477
6	24.838	15.088	29.456	35.267	1'44.649	236,2	16:40'53.126
7	26.734	18.044	34.872	38.845	1'58.495	198,1	16:42'51.621
8	24.930	15.214	29.591	36.232	1'45.967	235,1	16:44'37.588
9	24.816	15.207	29.530	34.785	1'44.338	234,7	16:46'21.926
10	24.772	15.110	29.670	42.347	1'51.899C	235,7	16:48'13.825
11	36.859	23.940	40.870	2'20.703	4'02.372P	125,3	16:52'16.197
12	30.638	15.401	32.855	39.928	1'58.822P	234,7	16:54'15.019
13	24.978	15.287	29.473	35.105	1'44.843	234,7	16:55'59.862

124 US RaceTronics (1'43.041)							
Lap	Seg.1	Seg.2	Seg.3	Seg.4	Lap Time	km/h	Local Time
Patrick Liddy							
							16:30'06.430
1	31.126	15.706	30.131	35.303	1'52.266P	233,2	16:31'58.696
2	24.491	15.055	29.070	34.497	1'43.113	235,7	16:33'41.809
3	24.407	15.952	31.513	39.261	1'51.133	218,0	16:35'32.942
4	24.391	14.967	29.885	40.341	1'49.584	234,7	16:37'22.526
5	24.551	14.952	28.961	34.577	1'43.041	237,7	16:39'05.567
6	24.311	15.173	30.054	40.405	1'49.943	235,7	16:40'55.510
7	24.606	15.184	36.142	39.343	1'55.275	227,4	16:42'50.785

108 GMG Racing (1'47.669)							
Lap	Seg.1	Seg.2	Seg.3	Seg.4	Lap Time	km/h	Local Time
Mel Johnson							
							16:30'57.412
1	30.454	15.605	30.528	38.501	1'55.088P	234,2	16:32'52.500
2	25.645	15.609			2'09.281	231,2	16:35'01.781
3	27.023	15.713	30.462	37.461	1'50.659	229,8	16:36'52.440

127 Dream Racing Motorsport (1'42.551)							
Lap	Seg.1	Seg.2	Seg.3	Seg.4	Lap Time	km/h	Local Time
Cedric Sbirrazzuoli							
							16:31'41.930
1	30.106	16.750	31.492	39.423	1'57.771P	235,7	16:33'39.701
2	24.411	15.303	29.110	35.199	1'44.023	230,7	16:35'23.724
3	24.180	14.928	28.897	34.546	1'42.551	238,2	16:37'06.275
4	24.300	14.971	28.890	34.428	1'42.589	239,7	16:38'48.864

129 Change Racing (1'43.184)							
Lap	Seg.1	Seg.2	Seg.3	Seg.4	Lap Time	km/h	Local Time
Corey Lewis							
							16:31'54.748
1	41.343	17.733	35.739	40.257	2'15.072P	175,7	16:34'09.820
2	24.478	15.014	30.194	36.069	1'45.755	237,7	16:35'55.575
3	24.473	15.088	29.543	40.530	1'49.634	238,2	16:37'45.209
4	24.611	15.054	29.116	34.635	1'43.416	240,3	16:39'28.625
5	24.598	15.057	29.114	34.473	1'43.242	239,2	16:41'11.867
6	24.687	15.670	34.435	36.242	1'51.034	236,2	16:43'02.901
7	24.609	15.055	32.295	36.670	1'48.629	238,2	16:44'51.530
8	24.634	15.050	29.998	38.927	1'48.609	238,7	16:46'40.139
9	24.576	15.122	28.979	4'23.158	5'31.835P	236,7	16:52'11.974
10	31.332	15.706	31.464	37.474	1'55.976P	236,7	16:54'07.950

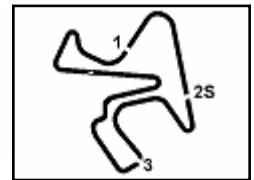
24/10/2019 P = Pits In/Out - C = Lap-Time Cancelled

Powered by FICR PERUGIA TIMING





6th ROUND



USA + ASIA - Chronological Analysis Qualifying 2

Jerez 4.428 m

2 / 4

11 24.374 15.126 29.122 34.562 1'43.184 238,7 16:55'51.134 6 28.791 15.324 30.318 34.922 1'49.355P 234,2 16:46'57.216

133 Prestige Performance (1'44.944)							
Lap	Seg.1	Seg.2	Seg.3	Seg.4	Lap Time	km/h	Local Time
Cameron Cassels							
					16:30'10.733		
1	31.210	20.517	33.556	39.554	2'04.837P	122,4	16:32'15.570
2	24.797	15.339	29.629	35.319	1'45.084	235,1	16:34'00.654
3	24.936	15.227	30.176	35.757	1'46.096	235,7	16:35'46.750
4	24.917	15.135	29.991	35.330	1'45.373	235,7	16:37'32.123
5	24.923	15.148	29.724	35.400	1'45.195	238,2	16:39'17.318
6	25.319	17.748	34.275	35.873	1'53.215	174,3	16:41'10.533
7	25.052	15.240	29.549	35.103	1'44.944	235,1	16:42'55.477
8	24.878	15.443	30.295	38.784	1'49.400	234,7	16:44'44.877
9	24.787	15.636	31.882	38.651	1'50.956	234,2	16:46'35.833

169 Prestige Performance (1'43.923)							
Lap	Seg.1	Seg.2	Seg.3	Seg.4	Lap Time	km/h	Local Time
Eric Curran							
					16:30'15.883		
1	33.522	19.388	33.071	40.672	2'06.653P	174,9	16:32'22.536
2	24.614	15.011	29.239	35.059	1'43.923	236,2	16:34'06.459
3	24.826	15.091	29.683	37.947	1'47.547	235,7	16:35'54.006
4	24.592	15.283	29.605	38.104	1'47.584	234,7	16:37'41.590
5	24.952	15.164	29.506	35.711	1'45.333	235,1	16:39'26.923
6	31.098	17.309	32.222	37.480	1'58.109	205,0	16:41'25.032
7	24.682	15.193	29.399	35.011	1'44.285	234,7	16:43'09.317
8	24.752	15.215	29.292	35.847	1'45.106	235,1	16:44'54.423
9	25.294	18.329	38.596	37.930	2'00.149	183,6	16:46'54.572

136 Change Racing (1'48.518)							
Lap	Seg.1	Seg.2	Seg.3	Seg.4	Lap Time	km/h	Local Time
Matt Dicken							
					16:31'57.774		
1	39.705	18.150	36.554	38.930	2'13.339P	197,7	16:34'11.113
2	25.780	15.683	31.051	36.694	1'49.208	233,7	16:36'00.321
3	26.298	15.697	31.853	37.987	1'51.835	233,7	16:37'52.156
4	26.028	15.832	31.117	36.799	1'49.776	234,2	16:39'41.932
5	26.051	15.962	30.866	36.623	1'49.502	232,7	16:41'31.434
6	25.904	15.773	30.878	36.952	1'49.507	234,7	16:43'20.941
7	26.386	16.025	32.897	37.585	1'52.893	233,7	16:45'13.834
8	26.807	16.979	33.483	38.451	1'55.720	222,8	16:47'09.554
9	26.183	16.004	39.116	34.401	5'05.319P	233,2	16:52'14.873
10	34.440	16.492	32.380	38.463	2'01.775P	228,8	16:54'16.648
11	25.960	15.709	30.771	36.078	1'48.518	233,7	16:56'05.166

207 Leipert Motorsport (1'48.888)							
Lap	Seg.1	Seg.2	Seg.3	Seg.4	Lap Time	km/h	Local Time
Massimo Vignali							
					16:31'13.697		
1	31.007	16.167	39.695	8'26.464	9'53.333P	230,7	16:41'07.030
2	32.563	16.006	33.223	37.153	1'58.945P	220,6	16:43'05.975
3	25.509	15.393	30.764	37.222	1'48.888	234,2	16:44'54.863

222 Automobili Lamborghini (1'45.190)							
Lap	Seg.1	Seg.2	Seg.3	Seg.4	Lap Time	km/h	Local Time
Tony Cairoli							
					16:31'17.700		
1	29.834	16.290	35.531	37.289	1'58.944P	228,3	16:33'16.644
2	24.705	15.337	29.763	35.393	1'45.198	234,7	16:35'01.842
3	24.862	15.121	30.662	38.590	1'49.235	235,7	16:36'51.077
4	24.964	15.439	29.494	35.354	1'45.251	235,7	16:38'36.328
5	25.092	15.344	29.622	35.415	1'45.473	235,7	16:40'21.801
6	24.989	23.238	37.830	48.166	2'14.223	152,7	16:42'36.024
7	31.644	18.484	41.972	44.470	2'16.570	191,9	16:44'52.594
8	25.066	15.617	30.183	37.537	1'48.403	234,7	16:46'40.997
9	24.711	15.242	31.421	4'17.755	5'29.129P	234,7	16:52'10.126
10	31.174	15.812	31.002	36.960	1'54.948P	232,7	16:54'05.074
11	25.046	15.173	29.418	35.553	1'45.190	235,1	16:55'50.264

143 Prestige Performance (1'48.116)							
Lap	Seg.1	Seg.2	Seg.3	Seg.4	Lap Time	km/h	Local Time
Stephanie Cemo							
					16:30'23.248		
1	32.439	16.744	31.941	39.043	2'00.167P	205,8	16:32'23.415
2	26.219	15.703	30.292	35.902	1'48.116	235,1	16:34'11.531
3	25.945	15.685	30.886	36.944	1'49.460	233,2	16:36'00.991
4	26.129	15.770	30.860	36.468	1'49.227	234,2	16:37'50.218
5	25.969	15.883	30.772	36.236	1'48.860	233,7	16:39'39.078
6	26.067	15.658	30.625	36.476	1'48.826	234,2	16:41'27.904
7	26.228	16.016	30.971	36.658	1'49.873	233,7	16:43'17.777
8	26.144	15.746	30.508	36.018	1'48.416	231,7	16:45'06.193
9	25.924	16.010	31.061	36.499	1'49.494	229,8	16:46'55.687

230 yh Racing Team (1'45.085)							
Lap	Seg.1	Seg.2	Seg.3	Seg.4	Lap Time	km/h	Local Time
Daijro Yoshihara							
					16:30'53.060		
1	30.313	16.209	30.468	39.305	1'56.295P	207,4	16:32'49.355
2	25.007	15.333	29.387	35.358	1'45.085	234,2	16:34'34.440
3	25.029	15.335	29.581	35.271	1'45.216	235,1	16:36'19.656
4	24.956	15.267	29.710	37.615	1'47.548	238,2	16:38'07.204
5	25.024	15.498	29.753	37.136	1'47.411	237,2	16:39'54.615

146 PPM Precision Performance Moto (1'44.210)							
Lap	Seg.1	Seg.2	Seg.3	Seg.4	Lap Time	km/h	Local Time
Conor Daly							
					16:37'05.358		
1	37.342	16.337	30.316	34.823	1'58.818P	195,3	16:39'04.176
2	24.198	15.036	28.978	39.102	1'47.314	234,7	16:40'51.490
3	24.357	14.885	28.869	36.099	1'44.210	238,2	16:42'35.700
4	28.132	16.206	33.158	38.186	1'55.682	219,7	16:44'31.382

238 Hojust Racing (1'42.935)							
Lap	Seg.1	Seg.2	Seg.3	Seg.4	Lap Time	km/h	Local Time
Afiq Ikhwan Yazid							
					16:30'28.522		
1	28.858	15.426	32.803	50.570	2'07.657P	213,8	16:32'36.179
2	24.434	15.197	28.891	34.413	1'42.935	234,7	16:34'19.114
3	26.673	21.223	44.554	42.622	2'15.072	145,0	16:36'34.186
4	24.474	15.858	32.005	35.962	1'48.299	223,7	16:38'22.485
5	24.561	14.948	28.964	34.755	1'43.228	237,7	16:40'05.713
6	26.587	15.440	53.964	1'33.022	3'09.013P	237,2	16:43'14.726
7	47.675	25.400	45.178	40.447	2'38.700P	119,6	16:45'53.426
8	24.517	15.049	28.964	34.624	1'43.154	234,2	16:47'36.580

163 Change Racing (1'44.046)							
Lap	Seg.1	Seg.2	Seg.3	Seg.4	Lap Time	km/h	Local Time
McKay Snow							
					16:31'31.488		
1	35.563	16.054	30.331	45.258	2'07.206P	233,2	16:33'38.694
2	24.794	15.695	30.224	34.891	1'45.604	223,7	16:35'24.298
3	24.842	15.167	29.226	34.811	1'44.046	236,2	16:37'08.344
4	24.804	15.167	29.551	34.789	1'44.311	236,7	16:38'52.655
5	26.007	15.747	30.961	5'02.491	6'15.206P	236,2	16:45'07.861

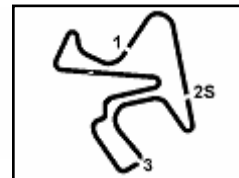
24/10/2019 P = Pits In/Out - C = Lap-Time Cancelled

Powered by FICR PERUGIA TIMING





6th ROUND



Jerez 4.428 m

3 / 4

USA + ASIA - Chronological Analysis Qualifying 2

239 T Squared Racing (1'44.913)							
Lap	Seg.1	Seg.2	Seg.3	Seg.4	Lap Time	km/h	Local Time
Huilin Han							
							16:32'27.088
1	29.076	15.487	30.505	36.104	1'51.172P	233,2	16:34'18.260
2	24.833	15.253	29.682	35.407	1'45.175	235,1	16:36'03.435
3	31.316	18.639	29.985	36.092	1'56.032	210,5	16:37'59.467
4	24.899	15.299	29.503	35.391	1'45.092	234,2	16:39'44.559
5	33.747	21.244	45.005	38.168	2'18.164	195,3	16:42'02.723
6	24.901	15.444	29.397	35.171	1'44.913	230,3	16:43'47.636
7	24.835	15.253	29.833	35.087	1'45.008	235,1	16:45'32.644

244 852 Challengers (1'47.305)							
Lap	Seg.1	Seg.2	Seg.3	Seg.4	Lap Time	km/h	Local Time
Clement Li							
							16:33'53.150
1	37.943	17.871	36.271	39.656	2'11.741P	192,2	16:36'04.891
2	26.023	15.927	30.608	36.569	1'49.127	229,3	16:37'54.018
3	25.241	15.541	30.670	42.104	1'53.556	236,2	16:39'47.574
4	25.426	15.721	30.218	35.940	1'47.305	233,7	16:41'34.879
5	25.796	17.600	31.302	36.286	1'50.984	198,4	16:43'25.863
6	26.001	15.989	35.700	37.200	1'54.890	201,7	16:45'20.753

257 PSC Motorsport (1'46.902)							
Lap	Seg.1	Seg.2	Seg.3	Seg.4	Lap Time	km/h	Local Time
Sereethoranakul Saravut							
							16:31'02.131
1	32.152	16.706	31.278	36.181	1'56.317P	230,7	16:32'58.448
2	25.490	15.537	30.725	36.114	1'47.866	236,2	16:34'46.314
3	25.677	15.873	30.432	37.298	1'49.280	232,2	16:36'35.594
4	25.707	15.485	30.722	36.077	1'47.991	238,2	16:38'23.585
5	25.555	15.400	30.100	36.017	1'47.072	237,7	16:40'10.657
6	25.466	15.429	30.426	35.581	1'46.902	237,7	16:41'57.559

263 FFF Racing Team (1'42.028)							
Lap	Seg.1	Seg.2	Seg.3	Seg.4	Lap Time	km/h	Local Time
Juuso Puhakka							
							16:30'08.083
1	31.481	20.961	33.154	40.721	2'06.317P	160,2	16:32'14.400
2	24.155	15.060	28.622	34.191	1'42.028	237,7	16:33'56.428
3	24.240	14.929	33.173	43.471	1'55.813	238,7	16:35'52.241
4	24.347	14.939	28.994	34.412	1'42.692	238,7	16:37'34.933
5	24.330	14.912	28.791	42.342	1'50.375	239,7	16:39'25.308
6	24.400	14.892	28.999	34.341	1'42.632	238,2	16:41'07.940

266 VS Racing (1'44.202)							
Lap	Seg.1	Seg.2	Seg.3	Seg.4	Lap Time	km/h	Local Time
Alex Au							
							16:36'07.946
1	33.525	17.115	36.375	42.500	2'09.515P	208,1	16:38'17.461
2	26.478	15.571	30.479	42.455	1'54.983	237,2	16:40'12.444
3	27.742	15.530	33.671	43.865	2'00.808	236,2	16:42'13.252
4	24.866	15.162	29.353	35.383	1'44.764	238,7	16:43'58.016
5	24.782	15.064	30.060	35.318	1'45.224	239,2	16:45'43.240
6	24.588	16.061	34.479	36.847	1'51.975	218,4	16:47'35.215
7	26.206	25.069	42.892	3'13.233	4'47.400P	133,0	16:52'22.615
8	29.701	15.695	31.542	43.280	2'00.218P	201,7	16:54'22.833
9	24.913	15.191	29.268	34.830	1'44.202	237,7	16:56'07.035

268 Gama Racing (1'42.520)							
Lap	Seg.1	Seg.2	Seg.3	Seg.4	Lap Time	km/h	Local Time
Yi Fan Chen							
							16:30'25.938
1	29.922	15.758	30.669	46.909	2'03.258P	232,7	16:32'29.196

24/10/2019 P = Pits In/Out - C = Lap-Time Cancelled

2	24.243	14.957	29.308	34.375	1'42.883	237,7	16:34'12.079
3	28.628	17.498	41.995	4'09.141	5'37.262P	144,8	16:39'49.341
4	37.793	15.587	31.108	35.581	2'00.069P	217,6	16:41'49.410
5	24.298	15.113	28.815	34.294	1'42.520	235,1	16:43'31.930
6	24.396	15.014	29.078	34.562	1'43.050	236,2	16:45'14.980
7	27.159	18.037	37.210	38.119	2'00.525	175,2	16:47'15.505

269 Aylezo Motorsports (1'47.075)							
Lap	Seg.1	Seg.2	Seg.3	Seg.4	Lap Time	km/h	Local Time
Zen Low							
							16:30'21.649
1	33.210	17.339	34.156	51.148	2'15.853P	174,6	16:32'37.502
2	26.260	15.708	30.473	36.087	1'48.528	236,2	16:34'26.030
3	25.410	15.565	30.545	35.795	1'47.315	236,7	16:36'13.345
4	25.815	15.473	30.446	35.674	1'47.408	238,2	16:38'00.753
5	31.031	20.630	35.330	36.910	2'03.901	171,6	16:40'04.654
6	25.776	15.467	30.185	35.688	1'47.116	236,2	16:41'51.770
7	25.542	15.611	30.035	35.887	1'47.075	235,1	16:43'38.845
8	25.683	15.656	30.126	39.652	1'51.117	236,2	16:45'29.962
9	25.447	15.404	30.428	39.868	1'51.147	237,7	16:47'21.109
10	25.473	17.561	47.811	3'50.074	5'20.919P	180,9	16:52'42.028
11	30.576	15.674	31.216	36.264	1'53.730P	234,7	16:54'35.758

277 Leipert Motorsport (2'03.043)							
Lap	Seg.1	Seg.2	Seg.3	Seg.4	Lap Time	km/h	Local Time
Philip Kadoorie							
							16:31'36.941
1	30.517	15.895	31.120	37.735	1'55.267P	230,7	16:33'32.208
2	24.967	23.743	33.424	40.909	2'03.043	186,7	16:35'35.251

278 True Vision Motorsport (1'46.146)							
Lap	Seg.1	Seg.2	Seg.3	Seg.4	Lap Time	km/h	Local Time
Suttitluck Buncharoen							
							16:30'32.913
1	32.156	15.899	34.768	51.240	2'14.063P	177,1	16:32'46.976
2	25.225	15.385	30.214	38.412	1'49.236	235,1	16:34'36.212
3	25.424	15.410	30.255	35.824	1'46.913	234,7	16:36'23.125
4	25.096	15.279	30.016	35.880	1'46.271	234,7	16:38'09.396
5	25.283	15.415	30.083	35.469	1'46.250	235,7	16:39'55.646
6	25.162	15.527	29.882	35.663	1'46.234	235,1	16:41'41.880
7	25.250	15.265	30.086	35.635	1'46.236	235,1	16:43'28.116
8	25.357	15.259	29.892	35.638	1'46.146	235,1	16:45'14.262
9	31.019	19.703	34.699	45.291	2'10.712	199,5	16:47'24.974

288 GDL Racing (1'45.856)							
Lap	Seg.1	Seg.2	Seg.3	Seg.4	Lap Time	km/h	Local Time
Gabriele Murrioni							
							16:30'17.851
1	32.671	19.114	35.775	55.788	2'23.348P	163,7	16:32'41.199
2	25.159	15.449	30.027	35.221	1'45.856	236,2	16:34'27.055
3	25.235	15.351	30.286	38.518	1'49.390	238,2	16:36'16.445
4	25.256	15.379	30.229	35.818	1'46.682	238,2	16:38'03.127
5	25.058	15.322	30.375	35.422	1'46.177	238,7	16:39'49.304
6	25.193	15.456	30.092	35.393	1'46.134	236,7	16:41'35.438
7	25.320	15.377	30.419	35.332	1'46.448	235,7	16:43'21.886
8	25.669	16.174	31.475	35.597	1'48.915	226,5	16:45'10.801
9	25.268	15.344	1'04.706	43.137	2'28.455	235,7	16:47'39.256
10	28.441	21.287	43.519	3'04.741	4'37.988P	126,3	16:52'17.244
11	30.285	15.594	31.520	35.701	1'53.100P	234,7	16:54'10.344

298 VS Racing (2'00.151)							
Lap	Seg.1	Seg.2	Seg.3	Seg.4	Lap Time	km/h	Local Time
Kumar Prabakaran							
							16:36'19.427

Powered by FICR PERUGIA TIMING





6th ROUND



Jerez 4.428 m

4 / 4

USA + ASIA - Chronological Analysis Qualifying 2

1	36.298	18.665	36.927	43.343	2'15.233P	198,1	16:38'34.660
2	29.118	16.748	34.598	39.833	2'00.297	231,7	16:40'34.957
3	28.039	17.071	33.043	44.427	2'02.580	227,9	16:42'37.537
4	27.882	17.183	34.225	40.861	2'00.151	226,0	16:44'37.688
5	30.026	19.081	35.196	43.669	2'07.972	217,1	16:46'45.660



ROGER DUBUIS

