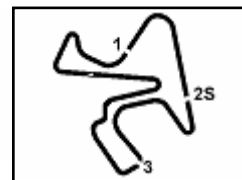






# 6<sup>th</sup> ROUND



Jerez 4.428 m

## USA + ASIA - Chronological Analysis Free Practice 2

2 / 7

11	25.207	15.477	32.217	35.940	1'48.841	233,7	13:51'43.360	12	24.701	15.153	29.271	34.702	<b>1'43.827</b>	234,2	13:55'51.882
12	25.435	15.698	30.144	36.293	1'47.570	232,7	13:53'30.930	13	24.689	15.193	29.590	36.288	1'45.760	<b>235,1</b>	13:57'37.642
13	25.240	15.630	29.706	36.254	1'46.830	233,2	13:55'17.760	14	24.662	<b>15.047</b>	29.428	8'25.363	9'34.500P	<b>235,1</b>	14:07'12.142
14	29.103	17.354	30.877	35.908	1'53.242	229,3	13:57'11.002	15	30.525	15.688	32.471	36.747	1'55.431P	228,8	14:09'07.573
15	25.378	15.808	30.945	38.866	1'50.997	232,2	13:59'01.999	<b>127 Dream Racing Motorsport (1'41.704)</b>							
16	25.677	15.778	30.181	8'00.000	9'11.636P	231,7	14:08'13.635	Lap	Seg.1	Seg.2	Seg.3	Seg.4	Lap Time	km/h	Local Time
17	32.050	17.038	32.488	2'07.720	3'29.296P	226,9	14:11'42.931	Cedric Sbirrazzuoli							
18	39.450	21.170	36.436	37.827	2'14.883P	202,8	14:13'57.814	1	34.980	18.175	34.083	39.024	2'06.262P	209,7	13:31'07.216
19	25.003	15.641	29.555	35.595	1'45.794	229,8	14:15'43.608	2	27.143	15.898	31.610	1'38.782	2'53.433P	231,7	13:36'06.911
20	25.180	15.613	29.849	35.987	1'46.629	232,7	14:17'30.237	3	30.294	15.375	29.724	44.477	1'59.870P	236,2	13:38'06.781
21	25.419	15.924	31.996	36.804	1'50.143	231,2	14:19'20.380	4	24.452	15.258	29.382	34.402	1'43.494	236,7	13:39'50.275
22	25.475	15.740	30.091	36.035	1'47.341	232,7	14:21'07.721	5	24.507	15.314	29.038	34.337	1'43.196	236,2	13:41'33.471
23	25.445	15.759	30.354	36.027	1'47.585	232,2	14:22'55.306	6	24.424	15.382	29.115	38.163	1'47.084	236,2	13:43'20.555
24	25.264	15.552	29.851	36.197	1'46.864	234,2	14:24'42.170	7	24.326	15.087	28.968	34.472	1'42.853	236,7	13:45'03.408
25	25.331	15.332	30.593	2'03.860	3'15.116P	235,1	14:27'57.286	Paolo Ruberti							
26	29.858	15.906	30.277	36.522	1'52.563P	232,7	14:29'49.849	8	25.373	15.932	29.799	1'57.066	3'08.170P	237,2	13:48'11.578
27	25.254	15.622	29.871	35.600	1'46.347	233,2	14:31'36.196	9	29.753	15.471	29.418	36.071	1'50.713P	236,2	13:50'02.291

### 122 Dream Racing Motorsport (1'44.827)

Lap	Seg.1	Seg.2	Seg.3	Seg.4	Lap Time	km/h	Local Time
Chad Reed							
1	33.822	17.757	34.714	58.748	2'25.041P	198,1	13:32'40.620
2	32.301	16.403	30.839	3'56.058	5'15.601P	230,3	13:37'56.221
3	31.051	17.609	32.912	36.167	1'57.739P	186,7	13:39'53.960
4	25.467	15.452	29.672	35.053	1'45.644	232,2	13:41'39.604
5	25.883	15.374	29.483	<b>34.858</b>	1'45.598	234,7	13:43'25.202
6	25.601	15.330	<b>29.346</b>	34.891	1'45.168	234,2	13:45'10.370
7	25.056	15.328	29.616	35.588	1'45.588	235,7	13:46'55.958
8	25.970	15.402	29.486	34.966	1'45.824	234,7	13:48'41.782
9	25.074	15.491	29.440	35.035	1'45.040	234,7	13:50'26.822
10	25.157	15.348	29.667	35.739	1'45.911	235,1	13:52'12.733
11	<b>24.904</b>	<b>15.264</b>	29.495	35.710	1'45.373	<b>236,2</b>	13:53'58.106
12	25.039	15.389	29.780	35.704	1'45.912	233,7	13:55'44.018
13	24.925	15.457	29.451	34.994	<b>1'44.827</b>	233,7	13:57'28.845
14	25.133	15.416	29.522	35.173	1'45.244	234,2	13:59'14.089

Justin Price

15	24.978	15.422	30.092	8'11.459	9'21.951P	<b>236,2</b>	14:08'36.040
16	27.770	15.609	30.513	58.757	2'12.649P	230,7	14:10'48.689
17	46.614	33.103	32.157	35.818	2'27.692	139,4	14:13'16.381
18	25.235	15.707	30.684	36.507	1'48.133	231,2	14:15'04.514
19	25.292	15.980	30.621	36.064	1'47.957	230,7	14:16'52.471
20	25.817	15.708	30.893	36.391	1'48.809	233,2	14:18'41.280
21	25.662	15.768	30.406	37.236	1'49.072	233,2	14:20'30.352
22	25.752	15.778	30.687	36.078	1'48.295	233,2	14:22'18.647
23	25.440	15.816	30.616	37.937	1'49.809	234,7	14:24'08.456
24	25.707	15.793	30.834	2'31.700	3'44.034P	233,2	14:27'52.490
25	28.816	15.793	30.648	36.005	1'51.262P	233,7	14:29'43.752

### 124 US RaceTronics (1'43.827)

Lap	Seg.1	Seg.2	Seg.3	Seg.4	Lap Time	km/h	Local Time
Patrick Liddy							
1	37.546	19.501	36.937	41.051	2'15.035P		13:30'07.345
2	27.748	16.510	31.650	37.193	1'53.101	230,7	13:34'15.481
3	26.604	16.076	31.296	36.482	1'50.458	230,3	13:36'05.939
4	26.873	15.825	31.116	36.568	1'50.382	232,7	13:37'56.321
5	26.579	15.878	31.457	36.893	1'50.807	232,7	13:39'47.128
6	26.752	16.048	31.715	36.770	1'51.285	232,2	13:41'38.413
7	27.592	16.074	31.426	36.573	1'51.665	232,2	13:43'30.078
8	26.596	16.000	31.135	36.858	1'50.589	232,7	13:45'20.667
9	26.619	16.308	32.128	3'29.808	4'44.863P	234,2	13:50'05.530
10	29.832	18.172	40.444	50.107	2'18.555P	105,1	13:52'24.085
11	24.800	15.359	<b>29.132</b>	<b>34.679</b>	1'43.970	232,2	13:54'08.055

### 129 Change Racing (1'42.278)

Lap	Seg.1	Seg.2	Seg.3	Seg.4	Lap Time	km/h	Local Time
Richard Antinucci							
1	44.379	17.682	33.475	40.442	2'15.978P	215,0	13:32'43.868
2	28.452	16.718	29.833	37.702	1'52.705	228,3	13:34'36.573
3	24.369	17.276	31.258	44.056	1'56.959	231,2	13:36'33.532
4	<b>24.179</b>	15.087	28.921	36.399	1'44.586	235,7	13:38'18.118
5	24.462	16.047	34.825	36.937	1'52.271	221,0	13:40'10.389
6	24.386	15.082	28.772	3'30.008	4'38.248P	236,7	13:44'48.637
7	27.676	15.275	29.103	40.254	1'52.308P	230,3	13:46'40.945
Corey Lewis							
8	24.544	15.031	29.324	4'17.872	5'26.771P	236,2	13:52'07.716
9	30.557	15.406	30.296	36.827	1'53.086P	233,2	13:54'00.802
10	24.658	15.206	29.108	34.817	1'43.789	236,2	13:55'44.591
11	25.923	16.081	29.426	10'46.680	11'58.110P	236,2	14:07'42.701
12	28.076	16.901	31.935	35.141	1'52.053P	210,9	14:09'34.754
13	35.756	34.151	58.903	6'13.861	8'22.671P	77,3	14:17'57.425
Richard Antinucci							
14	32.583	17.568	33.736	37.439	2'01.326P	138,0	14:19'58.751
15	24.507	15.091	<b>28.642</b>	51.304	1'59.544	235,1	14:21'58.295
16	24.291	14.983	28.745	34.396	1'42.415	237,2	14:23'40.710
17	24.349	14.906	28.699	49.437	1'57.391	<b>238,2</b>	14:25'38.101
18	24.258	14.982	44.516	38.114	2'01.870	237,2	14:27'39.971
19	24.303	<b>14.871</b>	28.865	<b>34.239</b>	<b>1'42.278</b>	<b>238,2</b>	14:29'22.249
20	24.464	15.265	28.805	34.561	1'43.095	235,7	14:31'05.344

24/10/2019

P = Pits In/Out - C = Lap-Time Cancelled

Powered by FICR PERUGIA TIMING



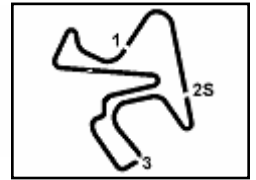
ROGER DUBUIS





SQUADRA CORSE

# 6<sup>th</sup> ROUND



Jerez 4.428 m

## USA + ASIA - Chronological Analysis Free Practice 2

3 / 7

### 133 Prestige Performance (1'45.110)

Lap	Seg.1	Seg.2	Seg.3	Seg.4	Lap Time	km/h	Local Time
Cameron Cassels							
							13:30'08.490
1	36.068	17.815	31.956	35.890	2'01.729P	221,0	13:32'10.219
2	25.383	15.354	29.968	35.045	1'45.750	234,2	13:33'55.969
3	<b>24.699</b>	15.703	<b>29.600</b>	35.273	1'45.275	233,7	13:35'41.244
4	24.811	15.552	29.947	2'00.874	3'11.184P	229,8	13:38'52.428
5	31.780	15.769	30.652	36.036	1'54.237P	233,2	13:40'46.665
6	25.036	15.307	29.831	35.387	1'45.561	235,1	13:42'32.226
7	25.815	15.352	29.860	35.410	1'46.437	234,7	13:44'18.663
8	25.606	15.891	30.104	35.295	1'46.896	234,2	13:46'05.559
9	25.129	<b>15.209</b>	29.871	<b>34.901</b>	<b>1'45.110</b>	<b>236,2</b>	13:47'50.669
10	25.120	15.293	30.120	6'27.913	7'38.446P	235,1	13:55'29.115
11	30.020	15.613	30.857	36.038	1'52.528P	229,8	13:57'21.643
12	25.399	15.469	30.027	35.077	1'45.972	234,7	13:59'07.615
13	24.925	15.334	29.616	6'52.498	8'02.373P	234,7	14:07'09.988
14	32.464	15.539	4'16.502	2'37.156	7'41.661P	232,2	14:14'51.649
15	30.150	15.411	30.199	35.647	1'51.407P	234,7	14:16'43.056
16	25.847	15.895	30.240	36.868	1'48.850	233,2	14:18'31.906

10	26.644	15.905	31.534	36.785	1'50.868	231,7	13:51'42.538
11	27.492	16.066	30.995	6'49.211	8'03.764P	232,7	13:59'46.302
12	31.930	16.226	33.119	6'29.272	7'50.547P	227,4	14:07'36.849
13	32.975	17.238	33.008	37.710	2'00.931P	220,2	14:09'37.780
14	33.877	33.930	59.598	48.608	2'56.013	77,0	14:12'33.793
15	26.583	15.833	31.323	36.928	1'50.667	230,3	14:14'24.460
16	26.863	16.109	31.874	38.980	1'53.826	230,3	14:16'18.286
17	26.775	16.154	31.386	36.616	1'50.931	230,7	14:18'09.217
18	26.650	16.290	31.487	36.459	1'50.886	229,3	14:20'00.103
19	26.435	16.020	31.248	36.677	1'50.380	230,7	14:21'50.483
20	26.458	15.990	31.655	36.637	1'50.740	231,2	14:23'41.223
21	26.339	16.029	31.246	37.033	1'50.647	231,2	14:25'31.870
22	26.289	15.761	31.498	36.691	1'50.239	232,7	14:27'22.109
23	26.295	15.953	30.790	36.413	1'49.451	233,2	14:29'11.560
24	26.211	16.141	31.356	36.476	1'50.184	232,2	14:31'01.744

### 146 PPM Precision Performance Moto (1'42.547)

Lap	Seg.1	Seg.2	Seg.3	Seg.4	Lap Time	km/h	Local Time
Brandon Gdovic							
							13:30'31.794
1	48.024	19.791	39.922	43.428	2'31.165P	130,2	13:33'02.959
2	32.568	20.570	35.342	5'15.143	6'43.623P	116,7	13:39'46.582
3	29.261	15.277	30.768	36.560	1'51.866P	234,7	13:41'38.448
4	25.138	15.262	29.616	35.244	1'45.260	235,7	13:43'23.708
5	25.142	15.311	29.559	34.775	1'44.787	235,1	13:45'08.495
6	24.921	15.230	29.947	36.231	1'46.329	<b>236,2</b>	13:46'54.824
7	25.025	15.275	29.564	34.895	1'44.759	<b>236,2</b>	13:48'39.583
8	25.083	15.289	29.685	41.756	1'51.813	<b>236,2</b>	13:50'31.396
9	25.250	15.383	34.983	40.172	1'55.788	<b>236,2</b>	13:52'27.184
10	30.202	16.904	30.191	35.351	1'52.648	234,7	13:54'19.832
11	25.119	15.206	29.526	34.990	1'44.841	<b>236,2</b>	13:56'04.673
Conor Daly							
12	25.298	15.654	30.045	2'17.301	3'28.298P	235,7	13:59'32.971
13	29.327	15.415	34.465	6'25.951	7'45.158P	235,1	14:07'18.129
14	40.069	15.324	35.395	4'35.441	6'06.229P	234,2	14:13'24.358
15	31.347	18.749	33.545	36.134	1'59.775P	207,0	14:15'24.133
16	24.393	15.027	28.979	<b>34.286</b>	1'42.685	<b>236,2</b>	14:17'06.818
17	<b>24.358</b>	<b>14.871</b>	<b>28.737</b>	34.581	<b>1'42.547</b>	<b>236,2</b>	14:18'49.365
Brandon Gdovic							
18	25.682	16.113	31.205	5'21.577	6'34.577P	232,7	14:25'23.942
19	31.046	15.772	31.354	34.680	1'52.852P	233,7	14:27'16.794
20	24.816	15.699	30.572	35.603	1'46.690	233,2	14:29'03.484
21	24.711	14.985	29.146	34.386	1'43.228	<b>236,2</b>	14:30'46.712

### 163 Change Racing (1'44.710)

Lap	Seg.1	Seg.2	Seg.3	Seg.4	Lap Time	km/h	Local Time
McKay Snow							
							13:30'12.831
1	32.678	17.732	31.566	36.973	1'58.949P	224,6	13:32'11.780
2	24.998	15.488	29.625	35.608	1'45.719	231,2	13:33'57.499
3	<b>24.751</b>	15.325	29.490	35.144	<b>1'44.710</b>	233,7	13:35'42.209
4	24.814	15.244	29.868	35.268	1'45.194	232,7	13:37'27.403
5	24.943	15.353	29.650	35.275	1'45.221	232,7	13:39'12.624
6	24.814	15.282	29.394	35.798	1'45.288	232,7	13:40'57.912
7	25.194	15.473	30.302	4'44.234	5'55.203P	231,7	13:46'53.115
8	31.341	15.578	30.248	35.763	1'52.930P	232,7	13:48'46.045
9	26.059	16.021	30.198	35.144	1'47.422	231,2	13:50'33.467
10	24.971	15.271	29.713	35.940	1'45.895	234,7	13:52'19.362
11	24.809	15.230	29.606	35.076	1'44.721	234,2	13:54'04.083
12	25.004	15.229	29.689	35.170	1'45.092	234,7	13:55'49.175
13	25.128	16.193	30.556	11'14.549	12'26.426P	232,2	14:08'15.601
14	39.153	16.523	30.359	2'56.224	4'22.259P	229,3	14:12'37.860
15	30.141	15.686	30.024	35.090	1'50.941P	228,3	14:14'28.801
16	24.989	15.177	30.498	36.492	1'47.156	234,2	14:16'15.957

### 143 Prestige Performance (1'44.469)

Lap	Seg.1	Seg.2	Seg.3	Seg.4	Lap Time	km/h	Local Time
Ashton Harrison							
							13:30'35.110
1	41.558	16.867	31.507	36.826	2'06.758P	226,9	13:32'41.868
2	25.191	15.371	<b>29.349</b>	35.416	1'45.327	232,7	13:34'27.195
3	<b>24.789</b>	15.034	29.442	<b>35.204</b>	<b>1'44.469</b>	234,2	13:36'11.664
4	25.147	<b>15.032</b>	29.359	35.460	1'44.998	<b>234,7</b>	13:37'56.662
Stephanie Cemo							
5	26.860	15.761	31.237	3'09.159	4'23.017P	231,2	13:42'19.679
6	32.672	16.359	31.799	37.073	1'57.903P	228,8	13:44'17.582
7	26.381	15.960	31.555	36.700	1'50.596	232,2	13:46'08.178
8	26.654	16.205	31.590	37.328	1'51.777	231,7	13:47'59.955
9	27.065	16.075	31.500	37.075	1'51.715	231,7	13:49'51.670

24/10/2019

P = Pits In/Out - C = Lap-Time Cancelled

Powered by FICR PERUGIA TIMING



ROGER DUBUIS



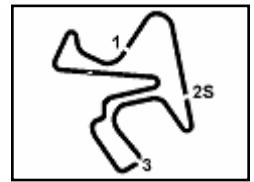








# 6<sup>th</sup> ROUND



## USA + ASIA - Chronological Analysis Free Practice 2

Jerez 4.428 m

6 / 7

Chris van der Drift

Lap	Seg.1	Seg.2	Seg.3	Seg.4	Lap Time	km/h	Local Time
10	25.333	15.597	30.285	35.899	1'47.114	230,7	13:54'11.783
11	25.521	15.738	31.090	36.778	1'49.127	231,7	13:56'00.910
12	25.805	15.543	31.076	10'46.284	1'58.708P	233,7	14:07'59.618
13	29.478	15.965	32.591	50.413	2'08.447P	231,2	14:10'08.065
14	45.847	34.507	59.479	37.476	2'57.309	78,7	14:13'05.374
15	25.062	15.396	29.978	35.691	1'46.127	232,7	14:14'51.501
16	25.252	15.559	30.068	37.994	1'48.873	228,8	14:16'40.374
17	25.073	15.520	32.093	38.622	1'51.308	232,7	14:18'31.682
18	25.269	15.487	30.253	36.131	1'47.140	232,2	14:20'18.822
19	25.467	15.463	30.035	35.990	1'46.955	234,7	14:22'05.777
20	25.080	15.392	30.508	38.641	1'49.621	233,7	14:23'55.398
21	26.606	15.814	30.552	36.110	1'49.082	233,7	14:25'44.480
22	25.060	15.393	30.636	35.384	1'46.473	234,2	14:27'30.953
23	26.936	17.868	34.587	37.192	1'56.583	187,3	14:29'27.536
24	25.174	15.298	30.032	35.989	1'46.493	234,2	14:31'14.029

### 278 True Vision Motorsport (1'46.371)

Lap	Seg.1	Seg.2	Seg.3	Seg.4	Lap Time	km/h	Local Time
Suttilluck Buncharoen							
1	44.336	26.738	35.832	37.536	2'24.442P	134,5	13:44'09.245
2	25.211	15.429	29.900	36.341	1'46.881	234,2	13:45'56.126
3	25.447	15.447	30.104	35.554	1'46.552	234,2	13:47'42.678
4	25.380	15.649	31.200	35.974	1'48.203	230,3	13:49'30.881
5	25.332	15.374	30.074	36.242	1'47.022	236,2	13:51'17.903
6	25.473	15.476	30.276	42'8.372	5'39.597P	234,2	13:56'57.500
7	32.635	15.545	30.138	36.737	1'55.055P	234,2	13:58'52.555
8	25.201	15.348	30.125	41.755	1'52.429C	234,7	14:00'44.984
9	32.684	17.454	39.213	6'18.149	7'47.500P	215,4	14:08'32.484
10	31.181	18.617	32.284	2'50.499	4'12.581P	196,3	14:12'45.065
11	33.462	18.339	36.480	36.225	2'04.506P	164,0	14:14'49.571
12	25.385	15.449	30.899	36.363	1'48.096	233,2	14:16'37.667
13	26.302	16.438	35.877	8'23.363	9'41.980P	230,7	14:26'19.647
14	31.206	15.652	30.025	36.049	1'52.932P	231,7	14:28'12.579
15	25.386	15.407	30.994	36.057	1'47.844	234,7	14:30'00.423
16	25.113	15.524	30.105	35.629	1'46.371	234,2	14:31'46.794

### 269 Aylezo Motorsports (1'46.661)

Lap	Seg.1	Seg.2	Seg.3	Seg.4	Lap Time	km/h	Local Time
Angelo Negro							
13:31'03.153							
1	33.683	17.404	33.252	2'53.820	4'18.159P	226,0	13:35'21.312
2	37.606	18.431	36.026	38.586	2'10.649P	215,4	13:37'31.961
3	25.940	15.851	40.221	1'59.286	3'21.298P	233,2	13:40'53.259
4	32.194	15.866	32.680	37.148	1'57.888P	233,2	13:42'51.147
5	26.723	16.159	31.981	5'53.061	7'07.924P	231,7	13:49'59.071
6	32.126	16.039	30.961	37.386	1'56.512P	233,2	13:51'55.583
7	25.311	15.615	30.211	36.222	1'47.359	234,2	13:53'42.942
8	25.229	15.472	30.364	36.659	1'47.724	236,2	13:55'30.666
9	25.107	15.530	30.014	36.010	1'46.661	235,1	13:57'17.327
10	25.444	15.536	30.042	36.087	1'47.109	236,2	13:59'04.436
11	25.405	15.612	30.579	7'14.069	8'25.665P	236,7	14:07'30.101
12	34.227	16.410	31.240	38.523	2'00.400P	232,7	14:09'30.501
Zen Low							
13	35.931	34.734	58.236	2'54.840	5'03.741P	78,7	14:14'34.242
14	35.701	16.609	34.439	41.296	2'08.045P	226,9	14:16'42.287
15	26.358	15.969	32.287	37.963	1'52.577	233,7	14:18'34.864
16	26.167	16.693	31.704	37.414	1'51.978	230,3	14:20'26.842
17	26.023	15.935	31.072	36.509	1'49.539	232,7	14:22'16.381
18	25.662	15.836	30.754	36.292	1'48.544	235,7	14:24'04.925
19	25.870	15.751	30.536	36.312	1'48.469	233,2	14:25'53.394
20	25.917	15.676	31.044	36.116	1'48.753	234,7	14:27'42.147
21	25.761	15.650	30.623	35.912	1'47.946	235,7	14:29'30.093
22	25.698	15.627	30.679	36.219	1'48.223	237,2	14:31'18.316

### 277 Leipter Motorsport (1'43.098)

Lap	Seg.1	Seg.2	Seg.3	Seg.4	Lap Time	km/h	Local Time
Dan Wells							
13:32'25.627							
1	45.357	21.799	42.993	39.735	2'29.884P	154,8	13:34'55.511
2	27.538	16.140	30.201	38.223	1'52.102	232,7	13:36'47.613
3	24.493	15.152	28.798	34.655	1'43.098	233,2	13:38'30.711
4	24.533	15.142	30.916	38.898	1'49.489	234,7	13:40'20.200
Philip Kadoorie							
5	24.718	15.180	31.573	3'26.723	4'38.194P	232,7	13:44'58.394
6	30.313	16.994	31.781	38.190	1'57.278P	228,3	13:46'55.672
7	26.746	15.757	31.448	36.113	1'50.064	231,2	13:48'45.736
8	26.064	16.028	31.442	36.257	1'49.791	231,2	13:50'35.527
9	26.076	15.843	30.904	36.319	1'49.142	227,4	13:52'24.669

24/10/2019

P = Pits In/Out - C = Lap-Time Cancelled

Powered by FICR PERUGIA TIMING



ROGER DUBUIS





6<sup>th</sup> ROUND

SQUADRA CORSE



Jerez 4.428 m

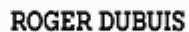
7 / 7

### USA + ASIA - Chronological Analysis Free Practice 2

24 25.326 15.365 30.042 35.169 1'45.902 236,7 14:29'53.995

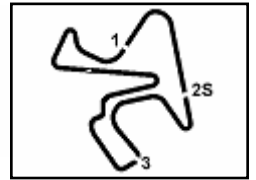
#### 298 VS Racing (1'51.500)

Lap	Seg.1	Seg.2	Seg.3	Seg.4	Lap Time	km/h	Local Time
Kumar Prabakaran							13:31'38.730
1	39.458	19.580	35.739	44.854	2'19.631P	220,6	13:33'58.361
2	26.671	16.182	31.730	38.885	1'53.468	<b>233,2</b>	13:35'51.829
3	26.734	16.136	32.405	38.874	1'54.149	230,7	13:37'45.978
4	<b>26.248</b>	16.256	<b>31.600</b>	38.107	1'52.211	228,8	13:39'38.189
5	26.505	16.121	31.749	<b>37.125</b>	<b>1'51.500</b>	231,7	13:41'29.689
6	27.155	16.346	32.054	38.511	1'54.066	231,7	13:43'23.755
7	28.799	16.453	32.107	40.628	1'57.987	232,2	13:45'21.742
8	28.575	16.331	32.227	38.409	1'55.542	<b>233,2</b>	13:47'17.284
9	26.416	<b>16.007</b>	31.656	38.037	1'52.116	<b>233,2</b>	13:49'09.400
10	28.147	16.645	32.250	17'02.223	18'19.265P	230,7	14:07'28.665
11	40.034	18.248	36.155	41.779	2'16.216P	209,7	14:09'44.881
12	35.001	34.623	59.169	52.951	3'01.744	79,3	14:12'46.625
13	27.576	16.758	32.113	38.017	1'54.464	229,3	14:14'41.089
14	27.348	16.481	32.125	39.470	1'55.424	231,2	14:16'36.513
15	27.135	16.543	32.645	38.929	1'55.252	228,3	14:18'31.765
16	28.733	16.949	33.560	39.459	1'58.701	230,3	14:20'30.466
17	27.997	16.658	32.495	39.138	1'56.288	228,3	14:22'26.754
18	26.851	16.433	32.527	38.599	1'54.410	232,7	14:24'21.164





6<sup>th</sup> ROUND



Jerez 4.428 m

USA + ASIA - Pit Times Free Practice 2

No.	Entrant	Driver		Local Time	Time	
101	Prestige Performance	A.AMICI	PIT OUT	13:30'10.685		
			PIT IN	13:37'17.158		
		S.MITCHELL	PIT OUT	13:38'43.893	1'26.735	
			PIT IN	13:49'22.585		
			PIT OUT	13:55'56.333	6'33.748	
			PIT IN	14:01'38.771		
103	Dream Racing Motorsport	R.SELLARI	PIT OUT	13:31'12.339		
			PIT IN	13:44'43.251		
		R.SELLARI	PIT OUT	13:48'47.653	4'04.402	
			PIT IN	13:59'52.775		
			PIT OUT	14:07'33.908	7'41.133	
			PIT IN	14:25'10.179		
106	US RaceTronics	S.AGHAHKANI	PIT OUT	13:30'05.677		
			PIT IN	13:43'08.845		
			PIT OUT	13:48'40.965	5'32.120	
			PIT IN	13:58'07.564		
107	Dream Racing Motorsport	S.MONK	PIT OUT	13:30'50.759		
			PIT IN	13:44'45.125		
		S.MONK	PIT OUT	13:47'28.375	2'43.250	
			PIT IN	13:56'38.467		
			PIT OUT	13:58'47.503	2'09.036	
			PIT IN	14:00'47.097		
		S.MONK	PIT OUT	14:07'08.413	6'21.316	
			PIT IN	14:11'26.686		
			PIT OUT	14:12'34.621	1'07.935	
			PIT IN	14:17'58.570		
108	GMG Racing	T.LOVELADY	PIT OUT	13:30'45.649		
			PIT IN	13:38'50.372		
		M.JOHNSON	PIT OUT	13:41'46.156	2'55.784	
			PIT IN	13:58'26.122		
		T.LOVELADY	PIT OUT	14:07'32.361	9'06.239	
			PIT IN	14:30'23.941		
109	US RaceTronics	J.EIDSON	PIT OUT	13:30'13.826		
			PIT IN	13:44'38.487		
		D.OCKEY	PIT OUT	13:46'04.755	1'26.268	
			PIT IN	14:00'51.105		
			PIT OUT	14:08'13.635	7'22.530	
			PIT IN	14:10'14.490		
			PIT OUT	14:11'42.931	1'28.441	
			PIT IN	14:26'30.094		
D.OCKEY	PIT OUT	14:27'57.286	1'27.192			
122	Dream Racing Motorsport	C.REED	PIT OUT	13:30'15.579		
			PIT IN	13:32'16.220		
			PIT OUT	13:32'40.620	24.400	
			PIT IN	13:34'30.515		
		C.REED	PIT OUT	13:37'56.221	3'25.706	
			PIT IN	14:00'58.875		
			J.PRICE	PIT OUT	14:08'36.040	7'37.165
				PIT IN	14:25'52.414	
			J.PRICE	PIT OUT	14:27'52.490	2'00.076
124	US RaceTronics	P.LIDDY	PIT OUT	13:30'07.345		
			PIT IN	13:47'08.753		
			PIT OUT	13:50'05.530	2'56.777	

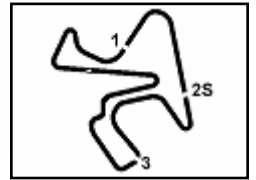
Powered by FICR PERUGIA TIMING







6<sup>th</sup> ROUND



Jerez 4.428 m

USA + ASIA - Pit Times Free Practice 2

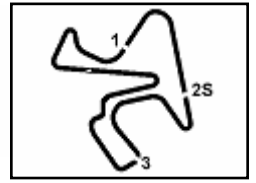
No. Entrant	Driver		Local Time	Time		
124 US RaceTronics	P.LIDDY	PIT IN	13:59'17.198			
		PIT OUT	14:07'12.142	7'54.944		
		PIT IN	14:11'14.923			
127 Dream Racing Motorsport	C.SBIRRAZZUOLI	PIT OUT	13:31'07.216			
		PIT IN	13:34'59.676			
		PIT OUT	13:36'06.911	1'07.235		
	P.RUBERTI	PIT IN	13:46'43.907			
		PIT OUT	13:48'11.578	1'27.671		
		PIT IN	13:58'44.913			
	C.SBIRRAZZUOLI	PIT OUT	14:08'39.268	9'54.355		
		PIT IN	14:18'44.063			
		PIT OUT	14:23'00.884	4'16.821		
129 Change Racing	R.ANTINUCCI	PIT OUT	13:30'27.890			
		PIT IN	13:41'51.385			
		PIT OUT	13:44'48.637	2'57.252		
	C.LEWIS	PIT IN	13:48'18.423			
		PIT OUT	13:52'07.716	3'49.293		
		PIT IN	13:57'25.667			
		PIT OUT	14:07'42.701	10'17.034		
		PIT IN	14:12'28.461			
		PIT OUT	14:17'57.425	5'28.964		
133 Prestige Performance	C.CASSELS	PIT OUT	13:30'08.490			
		PIT IN	13:37'22.427			
		PIT OUT	13:38'52.428	1'30.001		
		PIT IN	13:49'31.500			
		PIT OUT	13:55'29.115	5'57.615		
		PIT IN	14:00'54.804			
		PIT OUT	14:07'09.988	6'15.184		
		PIT IN	14:12'57.975			
		PIT OUT	14:14'51.649	1'53.674		
	PIT IN	14:20'15.223				
	136 Change Racing	M.DICKEN	PIT OUT	13:32'37.390		
			PIT IN	13:53'57.395		
PIT OUT			13:56'26.228	2'28.833		
		PIT IN	14:02'37.196			
		PIT OUT	14:07'13.815	4'36.619		
		PIT IN	14:11'34.433			
		PIT OUT	14:13'55.888	2'21.455		
		PIT IN	14:30'55.110			
		143 Prestige Performance	A.HARRISON	PIT OUT	13:30'35.110	
PIT IN	13:39'43.904					
PIT OUT	13:42'19.679			2'35.775		
S.CEMO	PIT IN		13:53'30.622			
	PIT OUT		13:59'46.302	6'15.680		
	PIT IN		14:01'42.725			
	PIT OUT		14:07'36.849	5'54.124		
	146 PPM Precision Performance		M.GDOVIC	PIT OUT	13:30'31.794	
				PIT IN	13:35'02.497	
PIT OUT		13:39'46.582		4'44.085		
C.DALY		PIT IN	13:57'47.360			
		PIT OUT	13:59'32.971	1'45.611		
		PIT IN	14:01'26.501			
		PIT OUT	14:07'18.129	5'51.628		

Powered by FICR PERUGIA TIMING





6<sup>th</sup> ROUND



Jerez 4.428 m

USA + ASIA - Pit Times Free Practice 2

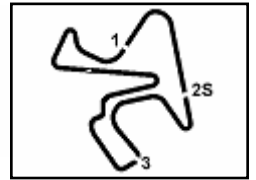
No.	Entrant	Driver		Local Time	Time			
146	PPM Precision Performance	M.GDALY	PIT IN	14:09'22.240				
			PIT OUT	14:13'24.358	4'02.118			
		B.GDOVIC	PIT IN	14:20'32.639				
			PIT OUT	14:25'23.942	4'51.303			
163	Change Racing	M.SNOW	PIT OUT	13:30'12.831				
			PIT IN	13:42'40.541				
		M.SNOW	PIT OUT	13:46'53.115	4'12.574			
			PIT IN	13:57'33.704				
			PIT OUT	14:08'15.601	10'41.897			
			PIT IN	14:10'17.936				
			PIT OUT	14:12'37.860	2'19.924			
			PIT IN	14:17'55.929				
			PIT OUT	14:23'40.406	5'44.477			
			PIT IN	14:28'58.989				
169	Prestige Performance	W.HUBBELL	PIT OUT	13:30'33.808				
			PIT IN	13:40'18.227				
		E.CURRAN	PIT OUT	13:42'37.611	2'19.384			
			PIT IN	13:53'39.621				
			PIT OUT	13:57'16.972	3'37.351			
			PIT IN	14:00'56.275				
		W.HUBBELL	PIT OUT	14:12'00.238	11'03.963			
			PIT IN	14:25'20.723				
			207	Leipert Motorsport	M.VIGNALI	PIT OUT	13:31'52.820	
						PIT IN	13:38'58.171	
B.LEITCH	PIT OUT	13:41'49.556			2'51.385			
	PIT IN	13:49'02.326						
	PIT OUT	13:54'54.330			5'52.004			
222	Automobili Lamborghini	E.PIRRO	PIT OUT	13:30'29.718				
			PIT IN	13:32'46.293				
			PIT OUT	13:33'10.969	24.676			
			PIT IN	13:37'06.514				
			PIT OUT	13:42'10.246	5'03.732			
			PIT IN	13:49'10.488				
		T.CAIROLI	PIT OUT	13:52'24.611	3'14.123			
			PIT IN	13:59'42.500				
			PIT OUT	14:07'20.130	7'37.630			
			PIT IN	14:18'42.940				
			PIT OUT	14:22'56.576	4'13.636			
228	852 Challengers	S.WEERABORWORNPON	PIT OUT	13:33'22.195				
			PIT IN	13:40'44.167				
		M.WISER	PIT OUT	13:41'46.758	1'02.591			
			PIT IN	13:47'10.218				
230	yh Racing Team	D.YOSHIHARA	PIT OUT	13:31'08.964				
			PIT IN	13:42'37.132				
		T.MATSUDA	PIT OUT	13:44'13.003	1'35.871			
			PIT IN	13:57'15.056				
		D.YOSHIHARA	PIT OUT	13:58'38.756	1'23.700			
			PIT IN	14:02'50.631				
			PIT OUT	14:08'26.423	5'35.792			
			PIT IN	14:10'24.614				
		T.MATSUDA	PIT OUT	14:11'47.987	1'23.373			
			PIT IN	14:20'47.031				
			PIT OUT	14:22'10.842	1'23.811			

Powered by FICR PERUGIA TIMING





6<sup>th</sup> ROUND



Jerez 4.428 m

USA + ASIA - Pit Times Free Practice 2

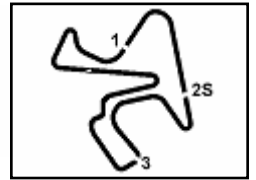
No. Entrant	Driver		Local Time	Time	
238	Hojust Racing	T.OCHIAI	PIT OUT	13:31'17.628	
			PIT IN	13:36'59.592	
		PIT OUT	13:38'12.142	1'12.550	
		PIT IN	13:47'01.650		
	A.YAZID	PIT OUT	13:48'22.041	1'20.391	
		PIT IN	13:53'43.001		
		PIT OUT	13:58'34.140	4'51.139	
		PIT IN	14:02'14.913		
		PIT OUT	14:07'14.609	4'59.696	
		PIT IN	14:12'13.690		
239	T Squared Racing	H.HAN	PIT OUT	13:31'26.636	
			PIT IN	13:46'03.016	
			PIT OUT	13:50'49.985	4'46.969
			PIT IN	14:01'33.366	
			PIT OUT	14:20'45.183	19'11.817
			PIT IN	14:27'48.858	
			PIT OUT	14:29'17.141	1'28.283
244	852 Challengers	P.WONG	PIT OUT	13:32'11.424	
			PIT IN	13:43'43.457	
			PIT OUT	13:44'53.954	1'10.497
			PIT IN	13:50'19.141	
			PIT OUT	13:51'53.593	1'34.452
		C.LI	PIT IN	14:01'18.383	
			PIT OUT	14:07'26.218	6'07.835
			PIT IN	14:14'21.625	
			PIT OUT	14:15'57.333	1'35.708
			PIT IN	14:23'28.536	
PIT OUT	14:25'09.998	1'41.462			
263	FFF Racing Team	T.KASAI	PIT OUT	13:30'38.318	
			PIT IN	13:43'41.065	
			PIT OUT	13:46'59.083	3'18.018
			PIT IN	13:54'12.128	
			PIT OUT	13:56'42.960	2'30.832
		J.PUHAKKA	PIT IN	14:02'12.270	
			PIT OUT	14:07'23.945	5'11.675
			PIT IN	14:12'23.611	
			PIT OUT	14:13'15.250	51.639
			PIT IN	14:25'32.743	
266	VS Racing	A.AU	PIT OUT	13:30'42.714	
			PIT IN	13:43'30.241	
		Y.NEMOTO	PIT OUT	13:45'15.961	1'45.720
			PIT IN	13:54'13.894	
		A.AU	PIT OUT	13:57'21.889	3'07.995
			PIT IN	14:01'16.807	
			PIT OUT	14:07'21.480	6'04.673
			PIT IN	14:09'28.048	
			PIT OUT	14:09'53.039	24.991
			PIT IN	14:20'01.543	
Y.NEMOTO	PIT OUT	14:23'21.065	3'19.522		
268	Gama Racing	C.VAN DER DRIFT	PIT OUT	13:31'36.482	
			PIT IN	13:42'25.245	
		Y.CHEN	PIT OUT	13:44'41.162	2'15.917
			PIT IN	13:53'47.742	

Powered by FICR PERUGIA TIMING





6<sup>th</sup> ROUND



Jerez 4.428 m

USA + ASIA - Pit Times Free Practice 2

No.	Entrant	Driver		Local Time	Time				
268	Gama Racing	Y.CHEN	PIT OUT	13:59'13.517	5'25.775				
			PIT IN	14:01'06.679					
			PIT OUT	14:07'48.418		6'41.739			
			PIT IN	14:16'29.481					
			PIT OUT	14:18'40.726		2'11.245			
			PIT IN	14:24'40.237					
269	Aylezo Motorsports	A.NEGRO	PIT OUT	13:31'03.153	2'18.529				
			PIT IN	13:33'02.783					
			PIT OUT	13:35'21.312		2'18.529			
			PIT IN	13:39'25.316					
			PIT OUT	13:40'53.259		1'27.943			
			PIT IN	13:44'37.559					
		PIT OUT	13:49'59.071	5'21.512					
		PIT IN	14:00'52.376						
		PIT OUT	14:07'30.101	6'37.725					
		PIT IN	14:12'27.802						
		Z.LOW	PIT OUT	14:14'34.242		2'06.440			
		277	Leipert Motorsport	D.WELLS		PIT OUT	13:32'25.627	2'56.135	
PIT IN	13:42'02.259								
P.KADOORIE	PIT OUT			13:44'58.394	2'56.135				
	PIT IN			13:57'46.438					
	PIT OUT			14:07'59.618	10'13.180				
	PIT IN								
278	True Vision Motorsport	S.BUNCHAROEN	PIT OUT	13:41'44.803	7'43.453				
			PIT IN	13:53'03.309					
			PIT OUT	13:56'57.500		3'54.191			
			PIT IN	14:03'01.863					
			PIT OUT	14:08'32.484		5'30.621			
			PIT IN	14:10'41.163					
			PIT OUT	14:12'45.065		2'03.902			
			PIT IN	14:18'36.194					
			PIT OUT	14:26'19.647		7'43.453			
			PIT IN						
			288	GDL Racing		G.MURRONI	PIT OUT	13:30'36.219	21.697
							PIT IN	13:42'11.502	
PIT OUT	13:45'42.754	3'31.252							
PIT IN	13:56'32.633								
PIT OUT	14:00'35.844	4'03.211							
PIT OUT	14:07'06.295				10'33.662				
PIT IN	14:09'05.459								
PIT OUT	14:10'14.108	1'08.649							
PIT IN	14:20'25.600								
PIT OUT	14:20'47.297	21.697							
PIT IN	14:31'41.457								
298	VS Racing	K.PRABAKARAN			PIT OUT		13:31'38.730	16'28.194	
			PIT IN	13:51'00.471					
			PIT OUT	14:07'28.665					
			PIT IN	14:26'25.334					

Powered by FICR PERUGIA TIMING



ROGER DUBUIS

