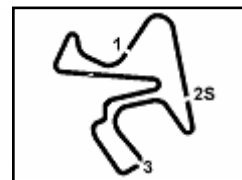




6th ROUND



Jerez 4.428 m

USA + ASIA - Chronological Analysis Free Practice 1

2 / 6

2	26.493	15.567	30.522	37.854	1'50.436	233,7	10:21'38.927
3	25.352	15.400	29.988	36.471	1'47.211	234,2	10:23'26.138
4	25.331	15.187	30.336	35.620	1'46.474	234,2	10:25'12.612
5	25.158	15.405	29.929	35.602	1'46.094	231,7	10:26'58.706
6	25.485	15.619	30.112	35.854	1'47.070	233,2	10:28'45.776
7	25.489	15.429	30.878	1'56.879	3'08.675P	234,2	10:31'54.451
8	31.712	15.831	30.205	37.511	1'55.259P	234,2	10:33'49.710
9	43.732	33.258	1'00.031	5'13.186	7'30.207P	78,5	10:41'19.917
10	38.488	16.968	32.789	35.942	2'04.187P	218,0	10:43'24.104
11	25.263	15.387	30.121	37.787	1'48.558	232,7	10:45'12.662
12	25.193	15.831	29.757	56.471	2'07.252	229,8	10:47'19.914
13	25.082	15.417	29.609	35.724	1'45.832	233,7	10:49'05.746
14	25.772	15.387	47.592	37.164	2'05.915	235,1	10:51'11.661
15	25.092	15.152	29.651	36.020	1'45.915	236,2	10:52'57.576
16	27.252	15.981	30.446	2'50.891	4'04.570P	233,7	10:57'02.146
17	36.979	18.390	38.870	58.869	2'33.108P	221,5	10:59'35.254
18	33.281	16.185	36.569	36.133	2'02.168P	232,2	11:01'37.422
19	24.577	15.152	29.087	34.577	1'43.393	233,2	11:03'20.815
20	24.481	14.941	29.220	35.421	1'44.063	237,7	11:05'04.878
21	24.904	17.654	36.663	36.952	1'56.173	185,4	11:07'01.051
Jacob Eidson							
22	24.749	15.212	31.195	1'54.064	3'05.220P	235,1	11:10'06.271
23	34.842	21.266	38.588	34.857	2'09.553P	145,0	11:12'15.824
24	24.441	15.029	28.990	38.548	1'47.008	236,7	11:14'02.832
25	24.526	14.998	28.815	34.294	1'42.633	237,2	11:15'45.465

127 Dream Racing Motorsport (1'41.307)

Lap	Seg.1	Seg.2	Seg.3	Seg.4	Lap Time	km/h	Local Time
Paolo Ruberti							
1	35.182	16.530	32.383	37.251	2'01.346P	231,2	10:27'36.246
2	24.680	15.123	28.750	34.397	1'42.950	236,7	10:29'19.196
3	25.992	15.257	36.697	40.763	1'58.709	226,9	10:31'17.905
4	24.292	14.991	28.677	34.645	1'42.605	237,7	10:33'00.510
Cedric Sbirrazzuoli							
5	24.650	15.690	52.494	8'08.720	9'41.554P	231,2	10:42'42.064
6	36.087	17.198	32.300	47.172	2'12.757P	213,4	10:44'54.821
7	24.538	15.138	28.891	34.358	1'42.925	234,7	10:46'37.746
8	24.595	15.035	28.949	43.976	1'52.555	237,2	10:48'30.301
9	24.326	14.944	29.037	34.495	1'42.802	237,2	10:50'13.103
Paolo Ruberti							
10	24.682	15.570	29.829	2'49.578	3'59.659P	237,2	10:54'12.762
11	36.203	18.340	33.289	39.278	2'07.110P	212,5	10:56'19.872
12	26.373	16.333	29.973	34.686	1'47.365	229,3	10:58'07.237
13	24.016	14.889	28.469	33.933	1'41.307	236,7	10:59'48.544
Cedric Sbirrazzuoli							
14	24.206	15.785	30.004	2'38.243	3'48.238P	212,5	11:03'36.782
15	27.774	15.041	29.300	34.923	1'47.038P	236,2	11:05'23.820
16	24.257	15.007	29.041	39.001	1'47.306	237,7	11:07'11.126
17	24.225	14.915	29.003	34.426	1'42.569	239,2	11:08'53.695
18	24.309	14.885	28.940	34.445	1'42.579	239,2	11:10'36.274

122 Dream Racing Motorsport (2'01.886)

Lap	Seg.1	Seg.2	Seg.3	Seg.4	Lap Time	km/h	Local Time
Justin Price							
					10:19'19.092		
1	42.609	26.640	45.251	52.895	2'47.395P	123,1	10:22'06.487
2	38.612	25.261	47.628	51.198	2'42.699	122,3	10:24'49.186
3	34.138	21.276	39.693	44.708	2'19.815	158,8	10:27'09.001
4	32.000	17.180	34.640	43.352	2'07.172	218,9	10:29'16.173
5	30.900	17.061	34.536	13'33.866	14'56.363P	228,3	10:44'12.536
6	38.819	21.518	36.611	43.445	2'20.393P	148,9	10:46'32.929
7	32.350	17.875	35.365	42.531	2'08.121	197,4	10:48'41.050
8	28.850	16.617	34.423	41.996	2'01.886	213,8	10:50'42.936
9	28.296	19.596	38.663	37.272	2'03.827	121,9	10:52'46.763

124 US RaceTronics (1'43.920)

Lap	Seg.1	Seg.2	Seg.3	Seg.4	Lap Time	km/h	Local Time
Patrick Liddy							
					10:17'36.385		
1	36.932	18.347	31.874	38.392	2'05.545P	220,2	10:19'41.930
2	26.129	15.788	30.078	36.299	1'48.294	232,7	10:21'30.224
3	25.363	15.161	29.826	35.624	1'45.974	234,7	10:23'16.198
4	24.960	15.011	29.591	35.101	1'44.663	234,7	10:25'00.861
5	24.807	15.243	29.541	35.312	1'44.903	233,2	10:26'45.764
6	24.716	15.065	29.392	35.084	1'44.257	236,2	10:28'30.021
7	28.997	16.291	31.373	40.024	1'56.685	234,2	10:30'26.706
8	24.907	15.096	29.130	34.787	1'43.920	234,7	10:32'10.626
9	24.572	15.090	29.568	42.844	1'52.074	234,2	10:34'02.700
10	47.410	35.048	57.098	5'39.935	7'59.491P	76,0	10:42'02.191
Ron Atapattu							
11	28.686	15.179	29.456	2'09.385	3'22.706P	234,7	10:45'24.897
12	37.169	17.064	32.535	38.078	2'04.846P	229,8	10:47'29.743
13	26.933	16.230	32.113	36.820	1'52.096	232,7	10:49'21.839
14	26.886	16.261	31.951	36.364	1'51.462	233,7	10:51'13.301
15	26.178	15.939	31.128	36.373	1'49.618	233,7	10:53'02.919
16	26.497	15.992	31.781	39.869	1'54.139	234,2	10:54'57.058
17	26.995	15.939	31.443	36.843	1'51.220	234,2	10:56'48.278
18	30.826	16.391	32.237	39.215	1'58.669	229,8	10:58'46.947
19	26.893	16.075	31.547	37.193	1'51.708	233,7	11:00'38.655

129 Change Racing (1'43.614)

Lap	Seg.1	Seg.2	Seg.3	Seg.4	Lap Time	km/h	Local Time
Richard Antinucci							
1	39.484	18.333	35.385	2'02.556	3'35.758P	208,1	10:19'42.970
2	33.789	15.757	29.861	35.795	1'55.202P	233,2	10:21'38.172
3	25.151	15.426	29.861	34.782	1'45.220	233,7	10:23'23.392
4	24.553	15.346	29.094	34.823	1'43.816	235,1	10:25'07.208
5	24.652	15.091	29.199	34.757	1'43.699	235,7	10:26'50.907
6	24.633	15.143	29.183	34.655	1'43.614	235,7	10:28'34.521
7	24.706	15.104	38.509	38.820	1'57.139	237,7	10:30'31.660
8	24.630	15.211	29.132	34.788	1'43.761	234,2	10:32'15.421

133 Travis H./Wane Taylor Mot. (1'48.169)

Lap	Seg.1	Seg.2	Seg.3	Seg.4	Lap Time	km/h	Local Time
Cameron Cassels							
					10:28'33.381		
1	34.544	16.603	34.124	37.962	2'03.233P	220,6	10:30'36.614
2	26.199	15.548	30.337	36.085	1'48.169	233,7	10:32'24.783
3	25.904	15.594	30.322	56.060	2'07.880	233,7	10:34'32.663
4	47.282	34.388	56.341	4'23.574	6'41.585P	79,5	10:41'14.248

136 Change Racing (1'49.959)

Lap	Seg.1	Seg.2	Seg.3	Seg.4	Lap Time	km/h	Local Time
Matt Dicken							
					10:41'11.621		
1	48.102	25.821	42.435	43.901	2'40.259P	179,4	10:43'51.880
2	30.291	18.414	34.720	40.111	2'03.536	221,9	10:45'55.416
3	28.780	17.164	32.550	38.140	1'56.634	226,5	10:47'52.050
4	27.486	17.000	33.441	37.860	1'55.787	227,9	10:49'47.837
5	27.057	16.639	31.808	38.460	1'53.964	229,3	10:51'41.801
6	28.375	17.433	32.535	38.353	1'56.696	228,8	10:53'38.497
7	27.469	16.474	33.013	2'04.338	3'21.294P	230,3	10:56'59.791
8	35.985	18.580	33.908	40.515	2'08.988P	225,1	10:59'08.779
9	27.035	16.397	32.104	37.097	1'52.633	231,2	11:01'01.412

24/10/2019

P = Pits In/Out - C = Lap-Time Cancelled

Powered by FICR PERUGIA TIMING



ROGER DUBUIS





6th ROUND

SALDAIA COURSE



Jerez 4.428 m

3 / 6

USA + ASIA - Chronological Analysis Free Practice 1

10	26.537	16.088	31.644	36.987	1'51.256	234,2	11:02'52.668
11	26.533	16.164	31.630	36.487	1'50.814	233,2	11:04'43.482
12	26.372	15.969	31.479	36.713	1'50.533	233,2	11:06'34.015
13	26.476	16.124	31.600	36.523	1'50.723	233,2	11:08'24.738
14	26.205	16.009	31.396	36.349	1'49.959	233,2	11:10'14.697

Eric Curran

10:29'07.437

1	40.950	19.888	35.902	41.215	2'17.955P	185,4	10:31'25.392
2	27.315	15.901	30.604	36.437	1'50.257	231,7	10:33'15.649
3	26.706	16.127	43.684	6'43.957	8'10.474P	200,9	10:41'26.123
4	33.187	16.512	31.412	35.935	1'57.046P	223,3	10:43'23.169
5	25.518	15.464	29.815	35.539	1'46.336	233,2	10:45'09.505
6	25.513	15.505	29.607	35.124	1'45.749	234,2	10:46'55.254
7	24.992	15.351	29.643	35.523	1'45.509	233,2	10:48'40.763
8	25.097	15.336	29.495	35.242	1'45.170	234,7	10:50'25.933

143 Travis H./Wane Taylor Mot. (1'45.408)

Lap	Seg.1	Seg.2	Seg.3	Seg.4	Lap Time	km/h	Local Time
Stephanie Cemo							
10:29'14.736							
1	40.215	18.681	36.510	41.893	2'17.299P	216,7	10:31'32.035
2	30.252	18.281	34.776	40.718	2'04.027	186,4	10:33'36.062
3	29.400	20.004	36.169	44.847	2'10.420C	159,9	10:35'46.482
4	45.643	35.038	57.767	3'30.479	5'48.927P	71,6	10:41'35.409
5	36.847	17.898	39.260	44.091	2'18.096P	216,7	10:43'53.505
6	30.261	17.548	35.034	39.441	2'02.284	225,6	10:45'55.789
7	29.536	16.955	33.287	39.102	1'58.880	227,9	10:47'54.669
8	29.244	16.713	33.238	38.590	1'57.785	228,8	10:49'52.454
Ashton Harrison							
9	28.658	16.810	32.327	2'00.747	3'18.542P	232,2	10:53'10.996
10	31.342	16.072	31.257	40.543	1'59.214P	232,7	10:55'10.210
11	25.478	15.299	30.277	35.721	1'46.775	234,7	10:56'56.985
12	26.169	15.374	30.067	35.810	1'47.420	235,1	10:58'44.405
13	25.136	15.215	29.827	35.230	1'45.408	235,7	11:00'29.813

207 Leipert Motorsport (1'44.392)

Lap	Seg.1	Seg.2	Seg.3	Seg.4	Lap Time	km/h	Local Time
Massimo Vignali							
10:15'37.853							
1	38.462	18.880	35.277	44.331	2'16.950P	216,3	10:17'54.803
Brendon Leitch							
2	30.814	16.939	35.516	2'17.691	3'40.960P	222,4	10:21'35.763
3	30.864	15.966	31.640	2'59.167	4'17.637P	233,7	10:25'53.400
4	31.318	16.235	32.121	39.230	1'58.904P	212,9	10:27'52.304
5	29.146	15.990	31.807	3'37.527	4'54.470P	232,7	10:32'46.774
6	32.194	16.251	52.692	1'05.051	2'46.188CP	231,2	10:35'32.962
7	41.167	29.743	50.425	3'56.094	5'57.429P	104,7	10:41'30.391
8	31.443	16.673	30.307	37.153	1'55.576P	234,7	10:43'25.967
9	24.946	15.054	29.500	47.238	1'56.738	237,2	10:45'22.705
10	24.805	14.982	29.222	35.383	1'44.392	237,7	10:47'07.097
11	26.970	15.594	31.272	38.028	1'51.864	209,7	10:48'58.961
Massimo Vignali							
12	25.191	15.246	29.477	2'47.098	3'57.012P	236,2	10:52'55.973
13	31.395	16.114	31.397	40.684	1'59.590P	231,2	10:54'55.563
14	26.048	15.544	30.470	36.341	1'48.403	235,1	10:56'43.966
15	25.598	15.448	30.480	36.059	1'47.585	235,1	10:58'31.551
16	25.775	15.585	30.351	36.321	1'48.032	235,1	11:00'19.583
17	25.995	15.616	30.605	36.019	1'48.235	235,7	11:02'07.818
18	25.629	15.855	30.483	35.766	1'47.733	234,2	11:03'55.551
19	25.640	15.391	30.472	35.875	1'47.378	235,1	11:05'42.929
20	25.477	15.435	30.291	35.877	1'47.080	235,1	11:07'30.009
21	25.198	15.395	30.101	35.982	1'46.676	235,1	11:09'16.685
22	25.633	15.359	30.270	35.949	1'47.211	236,2	11:11'03.896
23	25.334	15.303	30.186	36.450	1'47.273	236,2	11:12'51.169
24	25.590	15.436	30.650	35.863	1'47.539	235,7	11:14'38.708
25	25.516	15.341	30.424	35.658	1'46.939	235,7	11:16'25.647

163 Change Racing (1'45.209)

Lap	Seg.1	Seg.2	Seg.3	Seg.4	Lap Time	km/h	Local Time
McKay Snow							
10:28'00.326							
1	37.588	17.707	32.850	37.686	2'05.831P	224,2	10:30'06.157
2	25.833	15.451	30.212	35.612	1'47.108	233,2	10:31'53.265
3	25.466	15.469	30.355	11'56.641	13'07.931P	233,2	10:45'01.196
4	41.328	15.753	30.886	37.245	2'05.212P	232,2	10:47'06.408
5	25.386	15.439	30.005	35.775	1'46.605	231,2	10:48'53.013
6	24.949	16.246	30.157	35.379	1'46.731	233,7	10:50'39.744
7	25.138	15.314	29.539	35.218	1'45.209	232,7	10:52'24.953
8	25.074	15.260	29.735	35.290	1'45.359	233,7	10:54'10.312
9	25.174	15.840	30.435	1'01.448	2'12.897P	233,7	10:56'23.209
10	37.030	16.271	30.202	5'56.039	7'19.542P	231,2	11:03'42.751
11	31.355	15.511	30.315	35.102	1'52.283P	232,2	11:05'35.034
12	24.978	15.298	30.040	35.446	1'45.762	233,2	11:07'20.796
13	24.928	15.273	29.837	35.250	1'45.288	233,7	11:09'06.084
14	25.110	15.344	29.697	35.094	1'45.245	233,2	11:10'51.329

222 Automobili Lamborghini (1'43.839)

Lap	Seg.1	Seg.2	Seg.3	Seg.4	Lap Time	km/h	Local Time
Tony Cairoli							
10:15'14.565							
1	43.318	22.564	42.828	1'05.288	2'53.998P	158,1	10:18'08.563
2	41.994	18.686	37.231	41.100	2'19.011P	188,3	10:20'27.574
Emanuele Pirro							
3	29.693	17.085	31.764	5'56.464	7'15.006P	230,3	10:27'42.580

169 Travis H./Wane Taylor Mot. (1'45.170)

Lap	Seg.1	Seg.2	Seg.3	Seg.4	Lap Time	km/h	Local Time
-----	-------	-------	-------	-------	----------	------	------------

24/10/2019

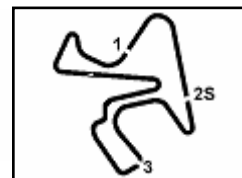
P = Pits In/Out - C = Lap-Time Cancelled

Powered by FICR PERUGIA TIMING





6th ROUND



Jerez 4.428 m

USA + ASIA - Chronological Analysis Free Practice 1

4 / 6

Table with 8 columns: Lap, Seg.1, Seg.2, Seg.3, Seg.4, Lap Time, km/h, Local Time. Rows 4-23 showing driver data.

239 T Squared Racing (1'44.591) - Table with 8 columns: Lap, Seg.1, Seg.2, Seg.3, Seg.4, Lap Time, km/h, Local Time. Rows 1-17 showing driver data.

230 yh Racing Team (1'47.079) - Table with 8 columns: Lap, Seg.1, Seg.2, Seg.3, Seg.4, Lap Time, km/h, Local Time. Rows 1-19 showing driver data.

244 852 Challengers (1'47.131) - Table with 8 columns: Lap, Seg.1, Seg.2, Seg.3, Seg.4, Lap Time, km/h, Local Time. Rows 1-17 showing driver data.

238 Hojust Racing (1'42.741) - Table with 8 columns: Lap, Seg.1, Seg.2, Seg.3, Seg.4, Lap Time, km/h, Local Time. Rows 1-10 showing driver data.

257 PSC Motorsport (1'45.583) - Table with 8 columns: Lap, Seg.1, Seg.2, Seg.3, Seg.4, Lap Time, km/h, Local Time. Rows 1-2 showing driver data.

24/10/2019 P = Pits In/Out - C = Lap-Time Cancelled

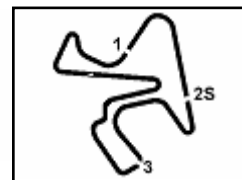
Powered by FICR PERUGIA TIMING





6th ROUND

SQUADRA CORSE



Jerez 4.428 m

USA + ASIA - Chronological Analysis Free Practice 1

5 / 6

3	29.400	15.720	30.507	37.921	1'53.548	234,2	10:22'40.056	10	24.406	15.025	29.008	35.184	1'43.623	238,7	10:55'31.282
4	26.283	15.460	30.421	36.529	1'48.693	236,2	10:24'28.749	11	24.375	15.032	28.969	35.020	1'43.396	238,2	10:57'14.678
5	27.075	16.419	30.662	38.472	1'52.628	233,7	10:26'21.377				Alex Au				
6	25.233	15.462	29.652	35.236	1'45.583	234,7	10:28'06.960	12	24.649	15.185	29.007	2'13.841	3'22.682P	239,2	11:00'37.360
7	25.055	15.491	30.145	35.584	1'46.275	234,7	10:29'53.235	13	31.355	15.692	30.576	35.881	1'53.504P	238,2	11:02'30.864
8	25.191	15.577	30.240	35.854	1'46.862	235,7	10:31'40.097	14	25.903	15.594	30.256	36.073	1'47.826	238,7	11:04'18.690
9	25.117	15.470	31.055	35.574	1'47.216	236,7	10:33'27.313	15	25.166	15.275	30.298	35.575	1'46.314	238,7	11:06'05.004
			Sereethoranakul Saravut					16	25.661	15.292	29.742	35.500	1'46.195	238,2	11:07'51.199
10	25.213	15.392	34.932	8'16.219	9'31.756P	236,7	10:42'59.069	17	24.926	15.246	29.696	35.084	1'44.952	239,2	11:09'36.151
11	33.812	16.679	32.011	39.842	2'02.344P	231,2	10:45'01.413	18	25.331	16.238	31.016	36.735	1'49.320	237,2	11:11'25.471
12	35.438	19.717	36.539	38.405	2'10.099	194,9	10:47'11.512	19	26.452	15.660	31.530	36.513	1'50.155	237,7	11:13'15.626
13	25.961	15.699	30.430	36.538	1'48.628	236,2	10:49'00.140	20	25.578	15.299	29.751	35.291	1'45.919	237,2	11:15'01.545
14	25.760	15.508	30.610	36.123	1'48.001	235,7	10:50'48.141	21	25.092	15.300	29.750	35.576	1'45.718	239,2	11:16'47.263
15	25.599	15.555	30.603	36.719	1'48.476	235,1	10:52'36.617								
16	29.300	18.872	35.587	40.231	2'03.990	176,6	10:54'40.607								
17	25.874	15.637	30.444	36.412	1'48.367	236,2	10:56'28.974								
18	30.413	19.714	37.850	39.926	2'07.903	179,4	10:58'36.877								
19	25.775	15.492	30.350	35.984	1'47.601	236,7	11:00'24.478								
20	25.693	15.525	30.527	35.956	1'47.701	236,2	11:02'12.179	1	36.142	18.085	34.066	1'10.419	2'38.712P	214,2	10:19'02.486
21	26.057	15.734	30.471	36.118	1'48.380	237,2	11:04'00.559	2	30.130	15.670	30.041	35.669	1'51.510P	233,2	10:20'53.996
22	29.849	19.973	40.158	2'32.925	4'02.905P	156,8	11:08'03.464	3	25.325	15.067	29.304	35.481	1'45.177	234,7	10:22'39.173
23	33.645	16.983	32.552	39.709	2'02.889P	227,4	11:10'06.353	4	25.492	15.019	30.379	35.567	1'46.457	236,7	10:24'25.630
24	25.405	15.514	30.287	35.942	1'47.148	235,7	11:11'53.501	5	24.419	14.956	28.892	34.993	1'43.260	235,1	10:26'08.890
25	25.543	15.606	30.285	35.601	1'47.035	236,2	11:13'40.536	6	24.484	14.979	28.929	35.056	1'43.448	233,2	10:27'52.338
26	25.470	15.479	30.637	35.399	1'46.985	237,7	11:15'27.521	7	24.993	15.118	29.141	35.236	1'44.488	234,2	10:29'36.826

268 Gama Racing (1'43.260)

Lap	Seg.1	Seg.2	Seg.3	Seg.4	Lap Time	km/h	Local Time
Chris van der Drift							
1	36.142	18.085	34.066	1'10.419	2'38.712P	214,2	10:19'02.486
2	30.130	15.670	30.041	35.669	1'51.510P	233,2	10:20'53.996
3	25.325	15.067	29.304	35.481	1'45.177	234,7	10:22'39.173
4	25.492	15.019	30.379	35.567	1'46.457	236,7	10:24'25.630
5	24.419	14.956	28.892	34.993	1'43.260	235,1	10:26'08.890
6	24.484	14.979	28.929	35.056	1'43.448	233,2	10:27'52.338
7	24.993	15.118	29.141	35.236	1'44.488	234,2	10:29'36.826
8	24.671	15.060	29.454	36.654	1'45.839	235,1	10:31'22.665
9	24.797	15.101	29.004	34.712	1'43.614	234,7	10:33'06.279
10	24.657	15.051	52.678	1'04.226	2'36.612C	235,1	10:35'42.891

Yi Fan Chen

11	47.198	34.765	56.966	4'29.916	6'48.845P	77,9	10:42'31.736
12	31.638	16.811	31.345	36.311	1'56.105P	215,0	10:44'27.841
13	24.987	15.174	29.290	38.016	1'47.467	234,7	10:46'15.308
14	24.643	15.126	34.623	39.468	1'53.860	196,7	10:48'09.168
15	24.712	15.030	29.689	35.746	1'45.177	236,2	10:49'54.345
16	27.193	16.633	29.943	35.225	1'48.994	232,2	10:51'43.339
17	25.464	15.074	29.003	34.806	1'44.347	237,2	10:53'27.686
18	24.754	15.024	29.179	35.934	1'44.891	235,7	10:55'12.577
19	24.797	15.075	29.507	35.407	1'44.786	237,7	10:56'57.363
20	25.071	15.124	30.428	35.275	1'45.898	236,2	10:58'43.261
21	24.819	15.107	29.192	1'12.989	2'22.107P	235,7	11:01'05.368

269 Aylezo Motorsports (1'45.415)

Lap	Seg.1	Seg.2	Seg.3	Seg.4	Lap Time	km/h	Local Time
Angelo Negro							
1	48.389	23.559	41.122	45.873	2'38.943P	140,4	10:18'21.387
Zen Low							
2	32.619	18.401	36.553	40.169	2'07.742	224,6	10:20'29.129
3	30.089	17.279	33.939	38.997	2'00.304	229,3	10:22'29.433
4	28.153	16.724	33.110	38.711	1'56.698	232,2	10:24'26.131
5	27.771	16.272	32.307	39.191	1'55.541	232,7	10:26'21.672
6	27.367	16.651	31.928	37.811	1'53.757	234,2	10:28'15.429
7	26.971	16.095	31.428	37.282	1'51.776	235,1	10:30'07.205
8	26.707	16.154	31.145	37.114	1'51.120	231,7	10:31'58.325
9	26.434	15.810	31.200	38.262	1'51.706	236,7	10:33'50.031
10	46.758	33.871	1'00.422	5'28.215	7'49.266P	82,2	10:41'39.297
11	33.460	17.490	35.241	38.375	2'04.566P	226,9	10:43'43.863
12	26.614	16.149	31.289	36.735	1'50.787	231,2	10:45'34.650
13	26.423	15.928	31.190	37.131	1'50.672	232,7	10:47'25.322
14	26.115	16.146	31.231	36.351	1'49.843	236,2	10:49'15.165
15	26.087	15.732	30.846	36.880	1'49.545	235,7	10:51'04.710
16	25.907	15.901	31.191	36.488	1'49.487	232,7	10:52'54.197
17	26.260	15.958	31.481	48.581	2'02.280	234,7	10:54'56.477

266 VS Racing (1'42.967)

Lap	Seg.1	Seg.2	Seg.3	Seg.4	Lap Time	km/h	Local Time
Yuki Nemoto							
							10:31'48.646
1	37.529	18.158	34.334	56.362	2'26.383P	225,1	10:34'15.029
2	58.009	34.960	45.559	4'48.917	7'07.445P	78,3	10:41'22.474
3	36.338	16.616	31.334	35.506	1'59.794P	232,7	10:43'22.268
4	25.170	15.592	29.736	35.225	1'45.723	234,2	10:45'07.991
5	24.634	15.034	30.194	35.561	1'45.423	237,2	10:46'53.414
6	24.299	15.047	29.285	35.358	1'43.989	238,7	10:48'37.403
7	24.593	14.971	28.814	34.589	1'42.967	238,2	10:50'20.370
8	24.693	15.055	28.881	34.655	1'43.284	238,2	10:52'03.654
9	24.462	15.055	29.380	35.108	1'44.005	239,2	10:53'47.659

24/10/2019

P = Pits In/Out - C = Lap-Time Cancelled

Powered by FICR PERUGIA TIMING

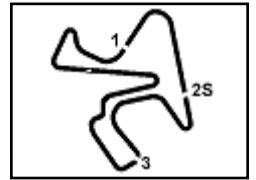


ROGER DUBUIS





6th ROUND



Jerez 4.428 m

USA + ASIA - Pit Times Free Practice 1

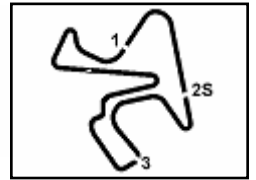
No.	Entrant	Driver		Local Time	Time
101	Travis H./Wane Taylor Mot.	S.MITCHELL	PIT OUT	10:30'00.279	
			PIT IN	10:37'07.499	
			PIT OUT	10:41'32.073	4'24.574
			PIT IN	10:48'35.601	
		A.AMICI	PIT OUT	10:50'00.761	1'25.160
			PIT IN	10:57'25.525	
			PIT OUT	10:58'48.193	1'22.668
			PIT IN	11:11'06.683	
103	Dream Racing Motorsport	R.SELLARI	PIT OUT	10:23'03.860	
			PIT IN	10:35'36.219	
			PIT OUT	10:41'48.651	6'12.432
			PIT IN	10:57'02.662	
			PIT OUT	10:58'55.044	1'52.382
			PIT IN	11:13'29.709	
106	US RaceTronics	S.AGHAHKANI	PIT OUT	10:18'46.789	
			PIT IN	10:20'56.047	
			PIT OUT	10:22'22.761	1'26.714
			PIT IN	10:35'38.327	
			PIT OUT	10:42'05.335	6'27.008
			PIT IN	10:53'13.002	
			PIT OUT	10:59'18.916	6'05.914
			PIT IN	11:06'32.495	
107	Dream Racing Motorsport	S.MONK	PIT OUT	10:23'38.515	
			PIT IN	10:31'27.029	
			PIT OUT	10:41'46.549	10'19.520
			PIT IN	10:53'38.325	
			PIT OUT	10:55'19.348	1'41.023
			PIT IN	11:06'08.729	
108	GMG Racing	T.LOVELADY	PIT OUT	10:16'15.810	
			PIT IN	10:24'43.441	
			PIT OUT	10:27'10.730	2'27.289
			PIT IN	10:34'35.850	
		M.JOHNSON	PIT OUT	10:41'28.672	6'52.822
			PIT IN	10:55'51.031	
			PIT OUT	10:58'23.206	2'32.175
109	US RaceTronics	D.OCKEY	PIT OUT	10:17'34.430	
			PIT IN	10:30'28.203	
			PIT OUT	10:31'54.451	1'26.248
			PIT IN	10:36'58.667	
			PIT OUT	10:41'19.917	4'21.250
			PIT IN	10:54'49.150	
		J.EIDSON	PIT OUT	10:57'02.146	2'12.996
			PIT IN	10:59'10.634	
			PIT OUT	10:59'35.254	24.620
			PIT IN	11:08'42.059	
			PIT OUT	11:10'06.271	1'24.212
122	Dream Racing Motorsport	J.PRICE	PIT OUT	10:19'19.092	
			PIT IN	10:31'17.171	
			PIT OUT	10:44'12.536	12'55.365
			PIT IN	10:54'40.510	
124	US RaceTronics	P.LIDDY	PIT OUT	10:17'36.385	
			PIT IN	10:37'10.326	
			PIT OUT	10:42'02.191	4'51.865

Powered by FICR PERUGIA TIMING





6th ROUND



Jerez 4.428 m

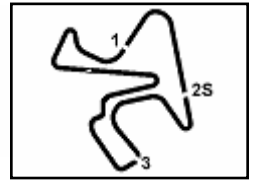
USA + ASIA - Pit Times Free Practice 1

No.	Entrant	Driver		Local Time	Time
124	US RaceTronics	P.LIDDY	PIT IN	10:43'46.126	
			PIT OUT	10:45'24.897	1'38.771
		R.ATAPATTU	PIT IN	11:04'18.615	
			PIT OUT	11:05'43.004	1'24.389
			PIT IN	11:07'37.405	
127	Dream Racing Motorsport	P.RUBERTI	PIT OUT	10:25'34.900	
			PIT IN	10:35'25.584	
	C.SBIRRAZZUOLI	PIT OUT	10:42'42.064	7'16.480	
		PIT IN	10:51'55.024		
	P.RUBERTI	PIT OUT	10:54'12.762	2'17.738	
		PIT IN	11:01'28.761		
	C.SBIRRAZZUOLI	PIT OUT	11:03'36.782	2'08.021	
		PIT IN	11:12'21.005		
129	Change Racing	R.ANTINUCCI	PIT OUT	10:16'07.212	
			PIT IN	10:18'14.298	
			PIT OUT	10:19'42.970	1'28.672
133	Travis H./Wane Taylor Mot.	C.CASSELS	PIT OUT	10:28'33.381	10'19.083
			PIT IN	10:37'36.283	
			PIT OUT	10:41'14.248	3'37.965
			PIT IN	10:43'33.516	
136	Change Racing	M.DICKEN	PIT OUT	10:41'11.621	
			PIT IN	10:55'30.379	
			PIT OUT	10:56'59.791	1'29.412
			PIT IN	11:12'04.158	
143	Travis H./Wane Taylor Mot.	S.CEMO	PIT OUT	10:29'14.736	
			PIT IN	10:38'57.432	
			PIT OUT	10:41'35.409	2'37.977
		A.HARRISON	PIT IN	10:51'42.486	
			PIT OUT	10:53'10.996	1'28.510
			PIT IN	11:02'23.676	
146	Brandon Gdovic	B.GDOVIC	PIT OUT	10:41'12.825	
			PIT IN	10:45'43.898	
			PIT OUT	10:49'47.297	4'03.399
			PIT IN	10:55'03.517	
	C.DALY	PIT OUT	10:59'51.772	4'48.255	
		PIT IN	11:07'00.317		
		PIT OUT	11:09'33.298	2'32.981	
		PIT IN	11:15'00.883		
163	Change Racing	M.SNOW	PIT OUT	10:28'00.326	
			PIT IN	10:33'35.641	
			PIT OUT	10:45'01.196	11'25.555
			PIT IN	10:55'52.568	
			PIT OUT	10:56'23.209	30.641
			PIT IN	10:58'17.775	
			PIT OUT	11:03'42.751	5'24.976
			PIT IN	11:12'32.973	
169	Travis H./Wane Taylor Mot.	E.CURRAN	PIT OUT	10:29'07.437	
			PIT IN	10:35'30.228	
			PIT OUT	10:41'26.123	5'55.895
		W.HUBBELL	PIT IN	10:52'07.179	
			PIT OUT	10:54'19.664	2'12.485
207	Leipert Motorsport	M.VIGNALI	PIT OUT	10:15'37.853	





6th ROUND



Jerez 4.428 m

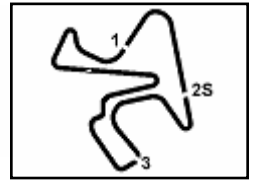
USA + ASIA - Pit Times Free Practice 1

No.	Entrant	Driver		Local Time	Time			
207	Leipert Motorsport	B.LEITCH	PIT IN	10:19'55.697				
			PIT OUT	10:21'35.763	1'40.066			
			PIT IN	10:23'29.717				
			PIT OUT	10:25'53.400	2'23.683			
			PIT IN	10:29'39.378				
		M.VIGNALI	PIT OUT	10:32'46.774	3'07.396			
			PIT IN	10:38'21.886				
			PIT OUT	10:41'30.391	3'08.505			
			PIT IN	10:50'37.868				
			PIT OUT	10:52'55.973	2'18.105			
222	Automobili Lamborghini	T.CAIROLI	PIT OUT	10:15'14.565				
			PIT IN	10:17'43.948				
			PIT OUT	10:18'08.563	24.615			
			PIT IN	10:22'18.148				
		E.PIRRO	PIT OUT	10:27'42.580	5'24.432			
			PIT IN	10:31'36.305				
			PIT OUT	10:35'09.638	3'33.333			
			PIT IN	10:37'43.155				
			PIT OUT	10:41'16.145	3'32.990			
			PIT IN	10:51'56.665				
230	yh Racing Team	T.MATSUDA	PIT OUT	10:16'30.091				
			PIT IN	10:19'01.116				
			PIT OUT	10:19'25.471	24.355			
			PIT IN	10:35'19.586				
		D.YOSHIHARA	PIT OUT	10:42'26.747	7'07.161			
			PIT IN	10:55'20.464				
		T.MATSUDA	PIT OUT	10:58'46.099	3'25.635			
			PIT IN	11:06'26.375				
			238	Hojust Racing	T.OCHIAI	PIT OUT	10:34'10.844	
						PIT IN	10:37'21.161	
A.YAZID	PIT OUT	10:41'18.705			3'57.544			
	PIT IN	10:50'29.514						
239	T Squared Racing	H.HAN	PIT OUT	10:52'15.705	1'46.191			
			PIT IN	10:59'17.554				
			PIT OUT	11:01'57.998	2'40.444			
		P.WONG	PIT IN	11:04'23.270				
			PIT OUT	11:05'35.253	1'11.983			
			PIT IN	11:05'35.253				
244	852 Challengers	C.LI	PIT OUT	10:15'33.234				
			PIT IN	10:30'04.012				
			PIT OUT	10:31'45.957	1'41.945			
			PIT IN	10:36'50.403				
			PIT OUT	10:41'37.330	4'46.927			
		P.WONG	PIT IN	10:59'17.554				
			PIT OUT	11:01'57.998	2'40.444			
			PIT IN	11:04'23.270				
			PIT OUT	11:05'35.253	1'11.983			
			PIT IN	11:05'35.253				
257	PSC Motorsport	S.SARUN	PIT OUT	10:15'47.756				
			PIT IN	10:18'04.936				
			PIT OUT	10:18'40.877	35.941			
			PIT IN	10:35'34.062				
			PIT IN	10:35'34.062				





6th ROUND



Jerez 4.428 m

USA + ASIA - Pit Times Free Practice 1

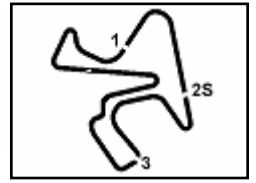
No.	Entrant	Driver		Local Time	Time
257	PSC Motorsport	S.SARAVUT	PIT OUT	10:42'59.069	7'25.007
			PIT IN	11:06'06.597	
			PIT OUT	11:08'03.464	
263	FFF Racing Team	T.KASAI	PIT OUT	10:20'46.432	46.268
			PIT IN	10:24'31.473	
			PIT OUT	10:25'17.741	
		J.PUHAKKA	PIT IN	10:32'20.920	10'17.115
			PIT OUT	10:42'38.035	
			PIT IN	10:54'32.804	
266	VS Racing	Y.NEMOTO	PIT OUT	10:56'08.499	1'35.695
			PIT IN	11:09'59.905	
			PIT OUT	11:00'37.360	
		A.AU	PIT IN	10:31'48.646	3'58.453
			PIT OUT	10:37'24.021	
			PIT IN	10:41'22.474	
268	Gama Racing	C.VAN DER DRIFT	PIT OUT	10:58'51.825	1'45.535
			PIT IN	11:00'37.360	
			PIT OUT	11:00'37.360	
		Y.CHEN	PIT IN	10:16'23.774	38.400
			PIT OUT	10:18'24.086	
			PIT IN	10:19'02.486	
269	Aylezo Motorsports	A.NEGRO	PIT OUT	10:38'48.618	3'43.118
			PIT IN	10:42'31.736	
			PIT OUT	10:42'31.736	
		Z.LOW	PIT IN	11:00'21.226	44.142
			PIT OUT	11:01'05.368	
			PIT IN	11:02'47.877	
277	Leipert Motorsport	P.KADOORIE	PIT OUT	10:15'42.444	4'33.916
			PIT IN	10:37'05.381	
			PIT OUT	10:41'39.297	
		D.WELLS	PIT IN	10:56'42.042	1'39.810
			PIT OUT	10:58'21.852	
			PIT OUT	10:58'21.852	
278	True Vision Motorsport	S.BUNCHAROEN	PIT OUT	10:16'19.088	2'08.107
			PIT IN	10:27'22.119	
			PIT OUT	10:29'30.226	
			PIT IN	10:38'54.901	
			PIT OUT	10:42'23.474	
			PIT IN	10:47'51.473	
		G.D.L	PIT OUT	10:49'50.339	1'58.866
			PIT IN	11:01'04.067	
			PIT OUT	11:05'51.737	
			PIT IN	11:08'01.763	
			PIT OUT	11:08'25.873	
			PIT IN	11:10'13.828	
288	GDL Racing	G.MURRONI	PIT OUT	11:12'07.912	1'54.084
			PIT IN	11:12'07.912	
			PIT OUT	11:12'07.912	
		S.BUNCHAROEN	PIT IN	10:18'20.242	1'51.084
			PIT OUT	10:26'16.390	
			PIT IN	10:28'07.474	
G.D.L	PIT OUT	10:36'37.200	5'20.921		
	PIT IN	10:41'58.121			
	PIT OUT	10:46'02.171			
S.BUNCHAROEN	PIT IN	10:47'10.763	1'08.592		
	PIT OUT	10:55'15.121			
	PIT IN	10:58'02.197			
G.D.L	PIT OUT	11:17'03.927	2'47.076		
	PIT IN	11:17'03.927			
	PIT OUT	11:17'03.927			

Powered by FICR PERUGIA TIMING





6th ROUND



Jerez 4.428 m

USA + ASIA - Pit Times Free Practice 1

No. Entrant	Driver		Local Time	Time
288 GDL Racing	G.MURRONI	PIT IN	10:28'56.437	
		PIT OUT	10:30'27.525	1'31.088
		PIT IN	10:37'27.849	
		PIT OUT	10:41'43.153	4'15.304
		PIT IN	10:54'51.995	
		PIT OUT	10:55'16.652	24.657
		PIT IN	11:02'29.290	
		PIT OUT	11:06'51.960	4'22.670
		PIT IN	11:16'09.191	
298 VS Racing	K.PRABAKARAN	PIT OUT	10:32'23.597	
		PIT IN	10:38'19.000	
		PIT OUT	10:41'24.944	3'05.944
		PIT IN	10:59'36.517	
		PIT OUT	11:02'06.795	2'30.278
		PIT IN	11:11'42.218	

Powered by FICR PERUGIA TIMING



ROGER DUBUIS

