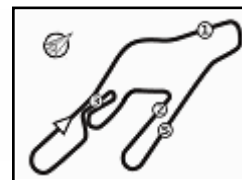




6th ROUND



USA + ASIA - Chronological Analysis Free Practice 2

Autodromo Vallelunga 4.085 m

1 / 4

101 Wayne Taylor Racing (1'31.770)

Lap	Seg.1	Seg.2	Seg.3	Seg.4	Lap Time	km/h	Local Time
Jonathan Cecotto							
							11:00'27.798
1	21.575	39.165	32.440	21.229	1'54.409P	188,2	11:02'22.207
2	13.030	33.912	31.052	21.502	1'39.496	204,5	11:04'01.703
3	12.417	31.490	28.808	30'23.451	31'36.166P	245,5	11:35'37.869
4	17.944	34.684	29.321	20.429	1'42.378P	217,3	11:37'20.247
5	12.471	31.633	28.290	19.781	1'32.175	243,2	11:38'52.422
6	12.205	31.593	28.092	19.880	1'31.770	244,9	11:40'24.192
7	12.166	31.443	31.379	20.856	1'35.844	246,0	11:42'00.036
8	12.208	31.851	28.298	20.363	1'32.720	244,9	11:43'32.756

102 XR Consulting LLC (1'33.589)

Lap	Seg.1	Seg.2	Seg.3	Seg.4	Lap Time	km/h	Local Time
Ryan Hardwick							
							11:00'44.342
1	21.226	39.731	33.522	23.880	1'58.359P	180,3	11:02'42.701
2	13.446	33.148	29.460	20.832	1'36.886	242,7	11:04'19.587
3	12.915	33.567	30.334	30'40.758	31'57.574P	242,7	11:36'17.161
4	18.869	35.782	38.152	22.279	1'55.082P	235,3	11:38'12.243
5	12.931	32.901	29.775	1'35.331	2'50.938P	243,8	11:41'03.181
6	20.616	36.438	33.266	23.287	1'53.607P	220,4	11:42'56.788
7	12.643	32.144	31.963	21.705	1'38.455	244,9	11:44'35.243
8	12.712	32.199	28.708	20.158	1'33.777	244,3	11:46'09.020
9	12.601	32.093	28.662	20.233	1'33.589	246,0	11:47'42.609
10	12.684	32.731	28.757	20.437	1'34.609	244,9	11:49'17.218
11	12.699	32.382	28.575	20.739	1'34.395	243,8	11:50'51.613
12	12.503	32.532	28.888	21.000	1'34.923	244,3	11:52'26.536
13	12.626	33.081	29.607	20.572	1'35.886	244,3	11:54'02.422

109 US Race Tronics (1'33.499)

Lap	Seg.1	Seg.2	Seg.3	Seg.4	Lap Time	km/h	Local Time
Damon Ockey							
							11:00'12.015
1	19.114	36.872	33.013	21.186	1'50.185P	236,3	11:02'02.200
2	12.955	32.431	29.421	20.542	1'35.349	242,2	11:03'37.549
3	12.615	32.087	28.774	20.438	1'33.914	243,2	11:05'11.463
4	16.115	46.127	37.819	29'09.816	30'49.877P	130,3	11:36'01.340
5	21.632	37.429	32.386	21.515	1'52.962P	226,9	11:37'54.302
6	12.759	35.697	42.757	21.821	1'53.034	214,3	11:39'47.336
7	12.650	31.780	31.579	45.612	2'01.621P	244,3	11:41'48.957
8	17.542	36.023	29.938	21.536	1'45.039P	228,8	11:43'33.996
9	12.745	31.890	31.789	22.047	1'38.471	243,2	11:45'12.467
10	12.512	31.806	45.550	20.697	1'50.565	243,8	11:47'03.032
11	12.482	32.046	28.516	20.455	1'33.499	243,8	11:48'36.531
12	12.608	32.275	33.641	21.314	1'39.838	243,2	11:50'16.369
13	12.397	32.020	31.404	20.614	1'36.435	243,8	11:51'52.804
14	12.445	37.713	36.347	21.785	1'48.290	201,1	11:53'41.094
15	12.671	33.380	29.459	20.823	1'36.333	244,9	11:55'17.427

110 Wayne Taylor Racing (1'38.030)

Lap	Seg.1	Seg.2	Seg.3	Seg.4	Lap Time	km/h	Local Time
Randal Sellari							
							11:00'49.804
1	22.682	40.556	36.114	23.090	2'02.442P	225,9	11:02'52.246
2	13.392	38.262	32.053	21.198	1'44.905	192,2	11:04'37.151
3	13.240	35.125	44.140	29'35.305	31'07.810P	241,1	11:35'44.961
4	20.750	41.518	34.124	22.614	1'59.006P	232,3	11:37'43.967
5	13.872	34.657	31.309	21.420	1'41.258	237,4	11:39'25.225
6	12.998	33.719	30.204	21.109	1'38.030	240,0	11:41'03.255
7	13.069	34.042	31.068	21.367	1'39.546	240,5	11:42'42.801
8	13.374	33.806	30.791	21.403	1'39.374	241,6	11:44'22.175
9	13.272	34.533	30.680	21.321	1'39.806	241,6	11:46'01.981

10	13.081	33.790	31.095	21.164	1'39.130	241,1	11:47'41.111
11	13.015	34.287	30.471	21.533	1'39.306	242,7	11:49'20.417

117 US Race Tronics (1'34.239)

Lap	Seg.1	Seg.2	Seg.3	Seg.4	Lap Time	km/h	Local Time
Brian Thienes							
							11:00'14.184
1	19.474	39.782	34.109	23.655	1'57.020P	211,8	11:02'11.204
2	13.928	35.016	34.513	1'47.361	3'10.818CP	237,4	11:05'22.022
3	17.288	49.323	45.380	28'48.512	30'40.503P	135,7	11:36'02.525
4	21.304	37.905	32.176	22.174	1'53.559P	215,6	11:37'56.084
5	13.563	35.140	32.146	22.488	1'43.337	236,8	11:39'39.421
6	12.733	32.249	30.360	21.294	1'36.636	243,2	11:41'16.057
7	12.565	32.776	31.092	21.291	1'37.724	241,6	11:42'53.781
8	12.555	32.316	28.942	20.710	1'34.523	242,7	11:44'28.304
9	12.503	32.460	28.926	25.060	1'38.949	242,2	11:46'07.253
10	12.598	32.951	31.317	45.385	2'02.251P	242,2	11:48'09.504
11	16.544	33.473	32.059	23.599	1'45.675P	242,2	11:49'55.179
12	12.512	32.505	28.835	20.387	1'34.239	242,2	11:51'29.418
13	12.565	32.400	28.809	20.499	1'34.273	243,8	11:53'03.691
14	13.135	32.544	30.950	21.199	1'37.828	242,2	11:54'41.519

121 XR Consulting LLC (1'34.466)

Lap	Seg.1	Seg.2	Seg.3	Seg.4	Lap Time	km/h	Local Time
Justin Price							
							11:00'46.607
1	20.784	38.425	33.525	24.099	1'56.833P	184,6	11:02'43.440
2	13.523	33.601	29.270	20.863	1'37.257	238,9	11:04'20.697
3	12.970	33.332	33.551	30'26.428	31'46.281P	240,0	11:36'06.978
4	20.574	37.686	31.313	23.389	1'52.962P	188,5	11:37'59.940
5	13.280	32.962	30.325	20.878	1'37.445	241,6	11:39'37.385
6	12.842	32.485	28.728	20.411	1'34.466	242,2	11:41'11.851
7	12.973	36.065	33.189	23.367	1'45.594	213,9	11:42'57.445
8	12.919	32.876	32.911	22.217	1'40.923	241,1	11:44'38.368
9	12.915	32.701	28.948	21.367	1'35.931	240,0	11:46'14.299
10	13.000	32.684	28.629	20.559	1'34.872	241,1	11:47'49.171
11	12.822	32.872	28.784	20.592	1'35.070	242,7	11:49'24.241
12	12.831	35.205	30.492	1'42.828	3'01.356P	231,8	11:52'25.597
13	16.831	32.691	28.916	20.764	1'39.202P	241,1	11:54'04.799
14	12.667	32.952	31.043	22.118	1'38.780	241,6	11:55'43.579

129 Change Racing (1'32.453)

Lap	Seg.1	Seg.2	Seg.3	Seg.4	Lap Time	km/h	Local Time
Madison Snow							
							11:01'10.777
1	20.013	36.248	38.936	23.086	1'58.283P	237,4	11:03'09.060
2	13.635	33.828	29.325	21.154	1'37.942	242,7	11:04'47.002
Corey Lewis							
3	13.863	33.707	35.971	35'26.276	36'49.817P	242,2	11:41'36.819
4	18.518	35.161	30.990	20.647	1'45.316P	236,8	11:43'22.135
5	12.672	32.026	28.320	19.981	1'32.999	242,7	11:44'55.134
6	12.358	31.797	28.201	20.097	1'32.453	243,8	11:46'27.587
7	12.844	33.423	29.150	20.259	1'35.676	240,5	11:48'03.263
8	12.391	31.966	28.200	20.202	1'32.759	243,2	11:49'36.022
9	12.423	31.933	28.226	20.236	1'32.818	243,8	11:51'08.840

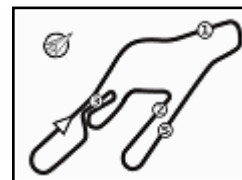
133 Wayne Taylor Racing (1'34.234)

Lap	Seg.1	Seg.2	Seg.3	Seg.4	Lap Time	km/h	Local Time
Cameron Cassels							
							11:00'18.064
1	23.312	45.287	36.197	23.343	2'08.139P	195,7	11:02'26.203
2	14.258	34.431	29.901	20.600	1'39.190	235,3	11:04'05.393
3	13.092	32.587	29.009	30'19.983	31'34.671P	240,5	11:35'40.064
4	18.924	35.088	29.325	20.559	1'43.896P	220,4	11:37'23.960

15/11/2018 P = Pits In/Out - C = Lap-Time Cancelled

Powered by FICR PERUGIA TIMING





USA + ASIA - Chronological Analysis Free Practice 2

Autodromo Vallelunga 4.085 m

2 / 4

Lap	Seg.1	Seg.2	Seg.3	Seg.4	Lap Time	km/h	Local Time
5	12.728	32.404	28.821	20.327	1'34.280	241,6	11:38'58.240
6	12.722	32.205	29.496	20.262	1'34.685	242,2	11:40'32.925
7	12.755	32.309	28.764	20.406	1'34.234	241,6	11:42'07.159
8	12.561	33.935	28.826	20.515	1'35.837	230,8	11:43'42.996
9	13.114	34.176	28.857	20.523	1'36.670	236,8	11:45'19.666
10	12.733	32.636	28.949	20.617	1'34.935	241,6	11:46'54.601
11	12.575	32.420	28.885	2'07.971	3'21.851P	242,2	11:50'16.452
12	18.066	33.049	28.711	20.459	1'40.285P	240,5	11:51'56.737
13	12.605	32.440	28.743	20.617	1'34.405	242,2	11:53'31.142
14	12.546	32.354	28.727	20.713	1'34.340	242,7	11:55'05.482

14	12.254	32.122	28.939	20.527	1'33.842	244,3	11:52'33.699
----	---------------	--------	--------	--------	----------	-------	--------------

169 Wayne Taylor Racing (1'47.328)

Lap	Seg.1	Seg.2	Seg.3	Seg.4	Lap Time	km/h	Local Time
William Hubbell							
1	25.638	46.383	40.404	29.538	2'21.963P	178,5	11:02'45.379
2	16.769	43.503	36.777	24.660	2'01.709	182,4	11:04'47.088
3	14.824	40.740	35.148	29'51.190	31'21.902P	236,8	11:36'08.990
4	24.002	44.436	37.375	25.183	2'10.996P	201,1	11:38'19.986
5	14.963	40.043	33.801	23.768	1'52.575	235,3	11:40'12.561
6	14.836	38.581	33.382	23.280	1'50.079	236,3	11:42'02.640
7	14.611	38.080	33.143	23.538	1'49.372	237,4	11:43'52.012
8	14.526	37.839	33.360	24.154	1'49.879	236,3	11:45'41.891
9	14.333	37.575	32.568	23.208	1'47.684	236,3	11:47'29.575
10	14.499	37.275	32.377	23.579	1'47.730	237,4	11:49'17.305
11	14.613	37.616	31.942	23.157	1'47.328	237,9	11:51'04.633
12	14.366	37.210	32.457	23.316	1'47.349	238,9	11:52'51.982
13	14.389	37.624	32.261	23.261	1'47.535	238,9	11:54'39.517

150 US Race Tronics (1'32.398)

Lap	Seg.1	Seg.2	Seg.3	Seg.4	Lap Time	km/h	Local Time
Edoardo Piscopo							
1	25.472	42.122	36.046	30'11.802	3'15.5442P	163,6	11:35'43.921
2	19.204	39.411	33.636	23.361	1'55.612P	186,9	11:37'39.533
Taylor Proto							
3	14.364	35.964	31.595	2'00.543	3'22.466P	183,4	11:41'01.999
4	21.849	43.078	34.500	24.575	2'04.002P	173,1	11:43'06.001
5	13.009	32.518	30.735	23.824	1'40.086	243,8	11:44'46.087
6	12.612	32.087	28.705	20.129	1'33.533	244,9	11:46'19.620
7	12.425	31.980	28.227	20.027	1'32.659	244,9	11:47'52.279
8	12.307	31.896	28.176	20.019	1'32.398	245,5	11:49'24.677
9	12.596	33.035	36.212	21.385	1'43.228	243,8	11:51'07.905
10	12.423	33.541	28.238	20.133	1'34.335	240,5	11:52'42.240
11	13.134	34.069	29.910	21.981	1'39.094	239,5	11:54'21.334
12	12.457	32.065	28.235	20.113	1'32.870	244,9	11:55'54.204

171 P1 Motorsport (1'32.424)

Lap	Seg.1	Seg.2	Seg.3	Seg.4	Lap Time	km/h	Local Time
JC Perez							
1	20.113	39.045	32.004	21.937	1'53.099P	231,3	11:02'14.307
2	13.614	33.423	31.272	20.684	1'38.993	243,8	11:03'53.300
3	12.670	32.423	29.027	30'39.766	31'53.886P	245,5	11:35'47.186
4	19.162	37.861	30.789	20.776	1'48.588P	236,3	11:37'35.774
5	12.920	32.522	28.282	20.027	1'33.751	244,3	11:39'09.525
6	12.436	31.882	28.104	20.002	1'32.424	245,5	11:40'41.949
7	12.531	32.593	28.695	1'40.204	2'54.023P	244,3	11:43'35.972
8	19.100	36.178	34.343	23.033	1'52.654P	240,0	11:45'28.626
9	12.714	32.292	29.613	2'14.156	3'28.775P	244,9	11:48'57.401

166 P1 Motorsport (1'34.731)

Lap	Seg.1	Seg.2	Seg.3	Seg.4	Lap Time	km/h	Local Time
Brett Meredith							
1	22.633	42.155	39.983	26.955	2'11.726P	216,4	11:02'45.267
2	14.282	36.031	31.280	21.439	1'43.032	238,9	11:04'28.299
3	12.762	33.616	33.146	30'02.567	31'22.091P	242,7	11:35'50.390
4	18.077	36.723	30.920	20.917	1'46.637P	230,3	11:37'37.027
5	13.104	32.695	29.052	20.837	1'35.688	242,7	11:39'12.715
6	12.727	32.750	29.221	20.825	1'35.523	243,8	11:40'48.238
7	12.680	33.063	29.142	20.702	1'35.587	242,7	11:42'23.825
8	12.657	32.927	29.321	20.748	1'35.653	242,7	11:43'59.478
9	13.333	33.108	29.031	20.700	1'36.172	243,2	11:45'35.650
10	12.542	32.841	28.707	20.641	1'34.731	243,8	11:47'10.381
11	12.533	32.481	29.151	20.867	1'35.032	245,5	11:48'45.413
12	12.605	32.638	28.745	21.011	1'34.999	244,3	11:50'20.412

202 Leipert Motorsport (1'32.304)

Lap	Seg.1	Seg.2	Seg.3	Seg.4	Lap Time	km/h	Local Time
Ben Gersekowski							
1	24.183	48.491	35.184	23.452	2'11.310P	175,9	11:02'27.094
2	14.463	38.358	33.161	21.465	1'47.447	214,3	11:04'14.541
Richard Muscat							
3	12.915	33.732	32.290	34'30.271	35'49.208P	241,1	11:40'03.749
4	21.781	42.923	31.287	23.030	1'59.021P	210,1	11:42'02.770
5	13.515	33.366	28.652	20.145	1'35.678	234,8	11:43'38.448
6	12.507	31.768	28.304	20.247	1'32.826	243,2	11:45'11.274
7	12.338	31.605	28.173	20.188	1'32.304	243,2	11:46'43.578
8	12.374	31.730	28.297	20.314	1'32.715	243,8	11:48'16.293
9	12.356	36.251	33.430	20.213	1'42.250	237,9	11:49'58.543
10	12.447	31.822	28.435	20.369	1'33.073	243,2	11:51'31.616
11	12.377	32.003	28.241	20.206	1'32.827	244,3	11:53'04.443

167 PPM (1'33.347)

Lap	Seg.1	Seg.2	Seg.3	Seg.4	Lap Time	km/h	Local Time
Shea Holbrook							
1	20.204	38.787	32.534	21.964	1'53.489P	200,7	11:02'03.999
2	13.188	32.770	29.292	20.454	1'35.704	243,2	11:03'39.703
3	12.478	31.864	28.651	20.354	1'33.347	244,3	11:05'13.050
Martin Barkey							
4	15.560	46.236	37.390	29'14.305	30'53.491P	121,3	11:36'06.541
5	20.414	36.303	32.185	28.772	1'57.674P	211,4	11:38'04.215
6	12.883	33.780	30.081	21.462	1'38.206	240,5	11:39'42.421
7	12.392	32.657	29.586	26.295	1'40.930	243,2	11:41'23.351
8	13.140	32.383	29.102	20.910	1'35.535	243,8	11:42'58.886
9	12.335	32.593	30.595	21.467	1'36.990	243,8	11:44'35.876
10	12.462	32.656	28.922	22.084	1'36.124	242,7	11:46'12.000
11	12.293	32.304	28.869	20.744	1'34.210	244,9	11:47'46.210
12	12.355	32.478	28.934	20.842	1'34.609	243,2	11:49'20.819
13	13.188	34.636	29.960	21.254	1'39.038	241,6	11:50'59.857

211 Clazzio Racing (1'31.553)

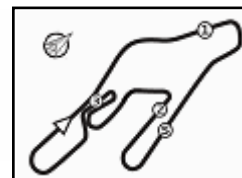
Lap	Seg.1	Seg.2	Seg.3	Seg.4	Lap Time	km/h	Local Time
Key Cozzolino							
1	20.389	38.685	30.907	20.937	1'50.918P	205,3	11:02'17.431
2	12.595	32.167	29.614	20.047	1'34.423	241,6	11:03'51.854
3	12.084	31.700	28.482	19.977	1'32.243C	244,9	11:05'24.097
4	13.910	39.725	39.980	29'02.788	30'36.403P	189,5	11:36'00.500
5	20.574	34.720	35.228	21.806	1'52.328P	225,0	11:37'52.828
6	12.203	31.399	28.210	20.016	1'31.828	244,9	11:39'24.656
7	11.983	31.342	28.194	20.034	1'31.553	245,5	11:40'56.209
Afiq Yazid							
8	12.086	31.573	28.304	1'50.988	3'02.951P	246,6	11:43'59.160

15/11/2018

P = Pits In/Out - C = Lap-Time Cancelled

Powered by FICR PERUGIA TIMING





USA + ASIA - Chronological Analysis Free Practice 2

Autodromo Vallelunga 4.085 m

3 / 4

9	17.507	32.456	30.196	21.194	1'41.353P	245,5	11:45'40.513
10	12.353	31.967	28.638	20.266	1'33.224	245,5	11:47'13.737
11	15.935	39.508	30.523	20.185	1'46.151	217,3	11:48'59.888
12	12.291	31.777	28.355	20.036	1'32.459	246,0	11:50'32.347
13	12.139	31.652	28.447	20.315	1'32.553	246,0	11:52'04.900
14	12.341	31.824	28.658	20.156	1'32.979	246,6	11:53'37.879

6	12.488	32.855	29.145	23.079	1'37.567	242,2	11:40'50.958
7	12.506	32.665	28.777	20.928	1'34.876	244,3	11:42'25.834
8	12.417	32.739	28.824	20.469	1'34.449	243,8	11:44'00.283
9	13.277	33.075	28.928	23.984	1'39.264	244,3	11:45'39.547
10	12.377	32.475	28.439	20.311	1'33.602	243,8	11:47'13.149
11	13.584	34.370	33.123	20.614	1'41.691	244,3	11:48'54.840
12	12.324	32.298	28.575	20.339	1'33.536	246,0	11:50'28.376
13	12.609	32.427	28.806	20.513	1'34.355	246,0	11:52'02.731
14	12.502	32.536	28.929	20.882	1'34.849	245,5	11:53'37.580
15	14.047	33.674	28.869	20.661	1'37.251	233,8	11:55'14.831

219 FFF Racing Team (1'32.018)

Lap	Seg.1	Seg.2	Seg.3	Seg.4	Lap Time	km/h	Local Time
Jack Bartholomew							
11:00'36.275							
1	20.962	42.653	36.398	2'39.979	4'19.992P	189,1	11:04'56.267
2	19.792	54.927	39.426	29'04.592	30'58.737P	138,1	11:35'55.004
3	18.659	38.083	33.316	21.368	1'51.426P	154,7	11:37'46.430
4	12.501	39.712	34.773	21.242	1'48.228	243,2	11:39'34.658
5	12.356	31.551	28.206	19.905	1'32.018	244,3	11:41'06.676
6	12.414	31.744	31.075	2'12.802	3'28.035P	244,9	11:44'34.711
7	21.158	44.630	34.623	23.412	2'03.823P	154,5	11:46'38.534
8	15.446	40.713	31.333	20.204	1'47.696	157,2	11:48'26.230
9	12.386	31.729	33.974	20.517	1'38.606	245,5	11:50'04.836
10	12.194	31.869	28.509	20.126	1'32.698	245,5	11:51'37.534
11	12.208	32.254	28.493	20.055	1'33.010	246,0	11:53'10.544
12	12.209	32.218	28.804	20.194	1'33.425	245,5	11:54'43.969

244 852 Challengers (1'50.663)

Lap	Seg.1	Seg.2	Seg.3	Seg.4	Lap Time	km/h	Local Time
Paul Wong							
11:00'32.464							
1	22.403	42.655	40.289	28.112	2'13.459P	191,5	11:02'45.923
2	16.604	39.769	32.117	22.173	1'50.663	225,9	11:04'36.586

268 Gama Racing (1'32.664)

Lap	Seg.1	Seg.2	Seg.3	Seg.4	Lap Time	km/h	Local Time
Yi Fan Chen							
11:00'25.443							
1	20.552	40.176	32.283	21.998	1'55.009P	194,9	11:02'20.452
2	13.125	33.204	29.618	20.770	1'36.717	241,1	11:03'57.169
3	12.668	32.277	29.624	30'37.729	31'52.298P	246,6	11:35'49.467
4	18.907	37.671	32.455	23.052	1'52.085P	202,6	11:37'41.552
5	12.773	32.661	32.191	22.574	1'40.199	245,5	11:39'21.751
6	12.304	31.873	28.732	20.054	1'32.963	246,0	11:40'54.714
7	12.196	31.952	28.337	20.179	1'32.664	247,7	11:42'27.378
8	12.191	32.275	29.450	22.550	1'36.466	248,8	11:44'03.844
Akihiro Asai							
9	12.946	36.268	29.424	1'46.231	3'04.869P	178,8	11:47'08.713
10	17.276	33.192	41.390	22.811	1'54.669P	243,2	11:49'03.382
11	12.794	32.722	28.354	20.542	1'34.412	244,9	11:50'37.794
12	12.643	32.029	28.699	20.425	1'33.796	247,1	11:52'11.590
13	12.645	32.311	28.481	20.636	1'34.073	246,6	11:53'45.663
14	12.664	32.239	28.603	20.493	1'33.999	248,3	11:55'19.662

230 YH Racing Team (1'38.808)

Lap	Seg.1	Seg.2	Seg.3	Seg.4	Lap Time	km/h	Local Time
Takamichi Matsuda							
11:00'38.873							
1	24.043	41.752	38.064	26.615	2'10.474P	186,9	11:02'49.347
2	15.180	37.021	30.647	21.460	1'44.308	213,0	11:04'33.655
3	13.313	34.466	45.526	29'58.018	31'31.323P	240,5	11:36'04.978
4	24.858	36.498	31.175	24.037	1'56.568P	198,9	11:38'01.546
5	13.180	33.306	30.041	22.281	1'38.808	240,5	11:39'40.354
6	13.110	33.566	29.570	51.859	2'08.105	240,0	11:41'48.459

233 Leipert Motorsport (1'32.951)

Lap	Seg.1	Seg.2	Seg.3	Seg.4	Lap Time	km/h	Local Time
Juuso Puhakka							
11:00'55.687							
1	18.845	39.053	34.509	21.617	1'54.024P	226,9	11:02'49.711
2	13.247	35.575	29.662	31'38.407	32'56.891P	239,5	11:35'46.602
3	19.473	38.812	30.802	20.969	1'50.056P	233,3	11:37'36.658
4	12.769	32.591	32.669	22.633	1'40.662	242,7	11:39'17.320
5	12.569	31.988	28.594	22.169	1'35.320	244,3	11:40'52.640
6	13.037	32.584	33.224	21.448	1'40.293	243,2	11:42'32.933
7	12.440	31.981	28.201	20.329	1'32.951	242,7	11:44'05.884
Mikko Eskelinen							
8	12.522	32.277	29.269	1'43.978	2'58.046P	242,7	11:47'03.930
9	16.741	33.848	34.305	21.310	1'46.204P	239,5	11:48'50.134
10	12.829	32.879	29.115	20.708	1'35.531	241,6	11:50'25.665
11	12.825	32.822	29.132	20.723	1'35.502	242,2	11:52'01.167
12	12.961	32.725	29.123	20.576	1'35.385	242,2	11:53'36.552
13	12.938	32.580	29.442	20.687	1'35.647	241,6	11:55'12.199

238 Hojust Racing (1'33.536)

Lap	Seg.1	Seg.2	Seg.3	Seg.4	Lap Time	km/h	Local Time
Takeshi Matsumoto							
11:00'19.611							
1	23.302	40.675	33.265	22.352	1'59.594P	214,3	11:02'19.205
2	13.279	33.315	29.523	20.556	1'36.673	241,6	11:03'55.878
Toshiyuki Ochiai							
3	12.077	33.220	35.722	30'36.157	31'57.176P	242,7	11:35'53.054
4	18.688	34.753	30.244	20.741	1'44.426P	238,9	11:37'37.480
5	12.911	33.332	29.126	20.542	1'35.911	242,2	11:39'13.391

288 GDL Racing Team (1'37.641)

Lap	Seg.1	Seg.2	Seg.3	Seg.4	Lap Time	km/h	Local Time
Gabriele Murrioni							
11:00'30.268							
1	22.338	43.770	36.242	23.178	2'05.528P	193,2	11:02'35.796
2	14.154	35.160	31.089	22.359	1'42.762	239,5	11:04'18.558
3	13.247	33.831	34.333	30'34.881	31'56.292P	240,0	11:36'14.850
4	21.222	41.943	33.472	22.889	1'59.526P	168,0	11:38'14.376
5	13.805	33.772	30.285	21.348	1'39.210	241,1	11:39'53.586
6	13.396	33.106	29.802	22.330	1'38.634	242,2	11:41'32.220
7	13.462	33.070	29.664	21.445	1'37.641	241,6	11:43'09.861
8	13.329	33.366	29.930	21.674	1'38.299	241,6	11:44'48.160
9	13.428	33.567	29.813	21.885	1'38.693	236,3	11:46'26.853
10	13.346	34.927	31.997	22.446	1'42.716	235,8	11:48'09.569
11	13.456	33.482	30.926	1'43.819	3'01.683P	243,2	11:51'11.252
12	18.315	34.205	30.427	21.703	1'44.650P	241,1	11:52'55.902
13	13.236	33.790	29.916	21.818	1'38.760	242,2	11:54'34.662
14	13.306	32.947	29.873	21.911	1'38.037	243,8	11:56'12.699

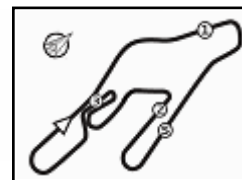
298 Aylezo Motorsport (1'32.698)

Lap	Seg.1	Seg.2	Seg.3	Seg.4	Lap Time	km/h	Local Time
Massimiliano Wiser							
11:01'40.849							
1	20.414	43.196	36.147	22.240	2'01.997P	184,3	11:03'42.846
2	14.376	36.057	31.768	31'18.428	32'40.629P	217,3	11:36'23.475
3	17.949	35.409	30.077	20.488	1'43.923P	241,1	11:38'07.398

15/11/2018 P = Pits In/Out - C = Lap-Time Cancelled

Powered by FICR PERUGIA TIMING





Autodromo Vallelunga 4.085 m

USA + ASIA - Chronological Analysis Free Practice 2

4	13.098	32.913	29.041	2'43.727	3'58.779P	242,2	11:42'06.177
5	22.152	37.470	30.944	20.706	1'51.272P	228,3	11:43'57.449
6	12.797	32.926	28.564	20.201	1'34.488	243,8	11:45'31.937
7	12.270	31.872	28.496	20.060	1'32.698	245,5	11:47'04.635
8	12.316	31.997	28.345	20.151	1'32.809	245,5	11:48'37.444
9	12.301	32.367	28.436	2'02.240	3'15.344P	245,5	11:51'52.788
10	18.040	32.376	28.762	21.454	1'40.632P	245,5	11:53'33.420
11	12.324	32.066	28.181	20.223	1'32.794	247,1	11:55'06.214