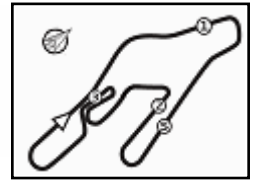




6th ROUND



USA + ASIA - Chronological Analysis Test Session 1

Autodromo Vallelunga 4.085 m

25	13.344	33.484	29.798	9'04.396	10'21.022P	240,5	10:16'27.693	9	21.778	44.313	38.269	25.844	2'10.204P	173,9	9:32'18.636
26	19.868	35.712	31.352	22.319	1'49.251P	194,2	10:18'16.944	10	16.788	39.455	37.958	25.458	1'59.659	161,9	9:34'18.295
27	13.040	32.938	29.332	20.742	1'36.052	242,7	10:19'52.996	11	12.626	31.876	28.426	19.923	1'32.851	244,9	9:35'51.146
28	13.014	32.913	29.267	20.613	1'35.807	242,2	10:21'28.803	12	12.425	32.246	32.728	22.905	1'40.304	246,0	9:37'31.450
29	12.882	32.610	28.857	20.475	1'34.824	242,7	10:23'03.627	13	12.549	31.661	28.154	19.881	1'32.245	246,0	9:39'03.695
30	12.676	32.440	28.811	20.334	1'34.261	243,8	10:24'37.888	14	12.301	31.697	28.104	20.649	1'32.751	246,6	9:40'36.446
31	12.576	32.366	29.311	20.892	1'35.145	244,3	10:26'13.033	Edoardo Piscopo							
32	12.750	32.597	29.402	20.572	1'35.321	242,7	10:27'48.354	15	12.294	31.912	28.159	3'27.932	4'40.297P	246,6	9:45'16.743
33	12.651	32.523	29.160	20.784	1'35.118	242,7	10:29'23.472	16	19.807	35.263	29.305	20.550	1'44.925P	242,2	9:47'01.668
34	12.760	32.675	30.188	21.720	1'37.343	241,6	10:31'00.815	17	12.627	32.848	28.862	20.330	1'34.667	244,3	9:48'36.335

146 PPM (1'32.809)

Lap	Seg.1	Seg.2	Seg.3	Seg.4	Lap Time	km/h	Local Time
Brandon Gdovic							
							9:00'17.551
1	21.232	43.498	38.110	26.024	2'08.864P	173,4	9:02'26.415
2	16.139	42.990	34.200	23.416	1'56.745	193,9	9:04'23.160
3	14.338	38.659	31.973	23.597	1'48.567	220,4	9:06'11.727
4	13.486	35.795	31.690	21.895	1'42.866	239,5	9:07'54.593
5	13.337	34.762	29.429	21.050	1'38.578	241,6	9:09'33.171
6	13.105	33.816	29.556	20.801	1'37.278	242,7	9:11'10.449
7	12.872	33.914	29.656	20.842	1'37.284	243,2	9:12'47.733
8	12.761	34.373	31.040	20.927	1'39.101	240,5	9:14'26.834
9	12.696	33.359	29.175	20.768	1'35.998	243,2	9:16'02.832

Shinya Michimi

10	12.709	33.193	29.907	12'54.571	14'10.380P	244,3	9:30'13.212
11	17.447	35.850	29.361	21.039	1'43.697P	240,0	9:31'56.909
12	12.724	33.129	28.827	20.577	1'35.257	242,7	9:33'32.166
13	12.499	32.692	28.647	20.607	1'34.445	243,8	9:35'06.611
14	12.457	32.455	28.459	20.477	1'33.848	244,3	9:36'40.459
15	12.541	32.697	28.568	20.526	1'34.332	244,3	9:38'14.791
16	12.477	32.686	28.473	20.249	1'33.885	244,3	9:39'48.676
17	12.429	32.684	28.363	8'10.981	9'24.457P	244,9	9:49'13.133
18	22.122	46.036	35.740	23.313	2'07.211P	178,8	9:51'20.344
19	15.098	37.676	32.177	21.393	1'46.344	232,8	9:53'06.688
20	12.650	32.769	28.753	20.235	1'34.407	242,7	9:54'41.095
21	12.315	32.061	28.693	20.139	1'33.208	245,5	9:56'14.303
22	12.240	32.158	28.348	20.063	1'32.809	245,5	9:57'47.112
23	12.219	32.105	28.644	3'54.175	5'07.143P	246,0	10:02'54.255
24	16.117	32.857	28.418	20.194	1'37.586P	242,7	10:04'31.841
25	12.245	32.162	28.430	20.396	1'33.233	244,9	10:06'05.074

Brandon Gdovic

26	12.251	32.264	30.377	8'58.230	10'13.122P	244,9	10:16'18.196
27	22.224	33.883	28.974	20.461	1'45.542P	242,2	10:18'03.738
28	12.626	32.726	28.535	20.444	1'34.331	244,3	10:19'38.069
29	12.405	32.762	28.868	21.002	1'35.037	245,5	10:21'13.106
30	12.468	32.549	28.526	20.290	1'33.833	246,0	10:22'46.939
31	12.318	32.588	28.622	20.564	1'34.092	244,9	10:24'21.031
32	12.681	33.089	28.635	1'38.907	2'53.312P	244,3	10:27'14.343
33	15.392	33.129	28.832	20.556	1'37.909P	243,8	10:28'52.252
34	12.339	32.432	28.526	20.371	1'33.668	246,0	10:30'25.920

150 US Race Tronics (1'32.102)

Lap	Seg.1	Seg.2	Seg.3	Seg.4	Lap Time	km/h	Local Time
Taylor Proto							
							9:00'50.999
1	26.511	50.358	37.585	23.712	2'18.166P	140,8	9:03'09.165
2	14.124	36.218	35.004	25.197	1'50.543	236,8	9:04'59.708
3	13.046	32.945	29.321	21.750	1'37.062	242,7	9:06'36.770
4	13.480	32.531	28.867	20.186	1'35.064	243,2	9:08'11.834
5	12.605	32.421	28.656	20.167	1'33.849	244,9	9:09'45.683
6	13.116	32.229	28.533	20.167	1'34.045	245,5	9:11'19.728
7	12.480	31.991	28.363	20.657	1'33.491	245,5	9:12'53.219
8	12.697	32.429	30.323	15'59.764	17'15.213P	245,5	9:30'08.432

167 PPM (1'34.457)

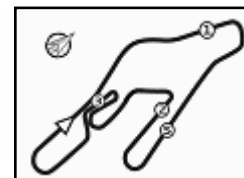
Lap	Seg.1	Seg.2	Seg.3	Seg.4	Lap Time	km/h	Local Time
Shea Holbrook							
1	22.366	43.724	38.877	26.658	2'11.625P	225,0	9:02'32.053

13/11/2018

P = Pits In/Out - C = Lap-Time Cancelled

Powered by FICR PERUGIA TIMING





USA + ASIA - Chronological Analysis Test Session 1

Autodromo Vallelunga 4.085 m

6 / 7

Lap	Seg.1	Seg.2	Seg.3	Seg.4	Lap Time	km/h	Local Time
3	19.508	39.392	33.904	23.879	1'56.683P	230,3	9:14'35.575
4	13.921	35.903	32.105	22.041	1'43.970	239,5	9:16'19.545
5	13.467	34.309	30.358	13'37.908	1'45.042P	241,1	9:31'15.587
6	17.950	36.814	30.330	21.508	1'46.602P	236,8	9:33'02.189
7	13.432	34.050	30.186	21.117	1'38.785	241,1	9:34'40.974
8	13.260	33.695	29.614	21.258	1'37.827	241,6	9:36'18.801
9	13.206	33.508	37.284	10'30.947	1'54.945P	242,2	9:48'13.746
10	20.833	39.016	31.443	21.696	1'52.988P	206,5	9:50'06.734
11	13.881	35.502	30.140	21.337	1'40.860	213,9	9:51'47.594
12	14.294	33.342	29.529	20.966	1'38.131	243,8	9:53'25.725
13	13.117	33.167	29.310	20.735	1'36.329	244,3	9:55'02.054
14	13.006	32.751	29.291	20.693	1'35.741	244,9	9:56'37.795
15	12.818	32.725	29.256	20.782	1'35.581	245,5	9:58'13.376
16	12.718	32.809	29.944	5'17.180	6'32.651P	244,9	10:04'46.027
17	22.882	44.400	33.399	22.589	2'03.270P	232,8	10:06'49.297
18	14.138	46.493	39.916	8'01.526	9'42.073P	158,8	10:16'31.370
19	18.907	36.525	32.753	22.471	1'50.656P	240,0	10:18'22.026
20	12.962	32.849	29.267	20.478	1'35.556	243,8	10:19'57.582
21	12.795	34.308	30.115	20.652	1'37.870	245,5	10:21'35.452
22	12.667	32.644	28.914	20.478	1'34.703	244,9	10:23'10.155
23	12.468	32.381	28.505	20.265	1'33.619	245,5	10:24'43.774
24	12.499	33.102	30.039	2'18.080	3'33.720P	246,0	10:28'17.494
25	16.873	34.557	29.695	21.361	1'42.486P	242,2	10:29'59.980
26			29.221	21.266	1'37.695		10:31'37.675

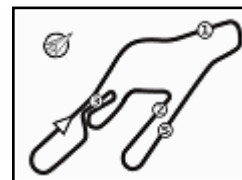
263 FFF Racing Team (1'32.382)

Lap	Seg.1	Seg.2	Seg.3	Seg.4	Lap Time	km/h	Local Time
Artur Janosz							
1	22.885	49.298	39.237	22.717	2'14.137P	135,3	9:12'39.280
2	14.500	47.067	31.607	21.621	1'54.795	124,0	9:14'34.075
3	13.262	35.831	32.008	22.855	1'43.956	198,9	9:16'18.031
4	13.173	34.899	34.316	12'49.708	14'12.096P	235,3	9:30'30.127
5	18.296	36.248	29.798	21.826	1'46.168P	235,8	9:42'16.295
6	12.885	33.328	28.955	20.420	1'35.588	242,7	9:33'51.883
7	12.650	32.623	28.908	20.289	1'34.470	244,9	9:35'26.353
8	12.582	32.612	28.733	20.581	1'34.508	245,5	9:37'00.861
9	12.601	33.486	29.279	4'00.700	5'16.066P	246,0	9:42'16.927
10	21.750	41.579	33.626	22.256	1'59.211P	175,9	9:44'16.138
11	13.593	33.406	29.139	20.245	1'36.383	243,8	9:45'52.521
12	12.587	31.980	28.504	20.010	1'33.081	246,0	9:47'25.602
13	12.238	37.613	33.691	20.055	1'43.597	230,8	9:49'09.199
14	12.288	32.002	28.325	20.133	1'32.748	246,0	9:50'41.947
15	12.247	31.908	28.297	19.930	1'32.382	247,1	9:52'14.329
16	13.188	34.081	30.436	2'29.896	3'47.601P	244,9	9:56'01.930
17	16.146	32.662	28.507	20.310	1'37.625P	244,9	9:57'39.555
18	12.253	31.939	28.317	20.206	1'32.715	246,6	9:59'12.270
Andrea Amici							
19	12.547	32.992	28.871	2'59.033	4'13.443P	246,6	10:03'25.713
20	17.913	34.777	28.924	20.518	1'42.132P	242,2	10:05'07.845
21	12.552	32.147	28.375	20.255	1'33.329	246,0	10:06'41.174
22	12.373	35.331	40.240	8'07.507	9'35.451P	244,9	10:16'16.625
23	23.875	35.635	32.957	20.579	1'53.046P	233,8	10:18'09.671
24	12.328	32.452	28.457	20.434	1'33.671	245,5	10:19'43.342
25	12.276	32.129	28.389	20.195	1'32.989	247,1	10:21'16.331
26	12.298	32.357	29.699	21.667	1'36.021	244,9	10:22'52.352
27	12.266	32.048	28.466	20.114	1'32.894	246,6	10:24'25.246
28	12.219	36.363	47.488	23.363	1'59.433	213,4	10:26'24.679
29	12.316	32.117	28.498	20.208	1'33.139	246,0	10:27'57.818
30	12.226	32.334	28.434	20.224	1'33.218	246,6	10:29'31.036

268 Gama Racing (1'34.613)

Lap	Seg.1	Seg.2	Seg.3	Seg.4	Lap Time	km/h	Local Time
Evan Chen							
1	25.570	46.422	40.891	26.254	2'19.137P	183,7	9:04'18.721
2	17.296	42.655	37.002	23.568	2'00.521	196,4	9:06'19.242
3	14.779	36.794	33.026	22.700	1'47.299	238,9	9:08'06.541
4	14.489	36.191	31.482	22.051	1'44.213	236,8	9:09'50.754
5	14.282	35.006	30.554	3'49.070	5'08.912P	241,1	9:14'59.666
6	21.336	36.131	30.678	21.907	1'50.052P	207,7	9:16'49.718
Akihiro Asai							
7	13.942	34.490	32.314	12'24.020	13'44.766P	242,2	9:30'34.484
8	19.049	35.183	31.981	21.546	1'47.759P	241,1	9:32'22.243
9	13.935	33.734	29.759	21.281	1'38.709	243,8	9:34'00.952
10	13.579	33.611	29.907	21.287	1'38.384	242,2	9:35'39.336
11	13.463	34.323	31.038	21.087	1'39.911	246,0	9:37'19.247
12	13.262	34.003	29.403	21.275	1'37.943	243,8	9:38'57.190
13	13.272	33.243	30.923	3'20.248	4'37.686P	243,8	9:43'34.876
14	23.211	36.188	30.410	22.059	1'51.868P	241,6	9:45'26.744
15	13.706	34.116	29.350	21.059	1'38.231	246,0	9:47'04.975
16	13.063	33.343	29.431	20.792	1'36.629	247,7	9:48'41.604

13/11/2018 P = Pits In/Out - C = Lap-Time Cancelled



USA + ASIA - Chronological Analysis Test Session 1

Autodromo Vallelunga 4.085 m

7 / 7

17	12.913	33.026	29.450	20.873	1'36.262	247,7	9:50'17.866	15	19.558	39.531	37.271	25.659	2'02.019P	233,8	10:18'37.645
18	13.383	33.948	30.428	25.663	1'43.422	246,6	9:52'01.288	16	15.243	42.489	35.589	24.049	1'57.370	230,3	10:20'35.015
19	12.982	33.350	29.117	20.780	1'36.229	248,3	9:53'37.517	17	14.192	37.760	33.139	25.260	1'50.351	241,1	10:22'25.366
20	13.002	33.210	29.400	2'34.614	3'50.226P	247,7	9:57'27.743	18	14.731	40.240	35.737	23.156	1'53.864	237,4	10:24'19.230
21	16.292	33.785	33.000	20.853	1'43.930P	246,0	9:59'11.673	19	14.450	40.889	37.908	24.601	1'57.848	229,8	10:26'17.078
22	12.999	36.090	29.154	20.825	1'39.068	180,0	10:00'50.741	20	14.484	37.753	35.792	24.468	1'52.497	240,0	10:28'09.575
23	12.780	32.730	29.077	20.575	1'35.162	248,8	10:02'25.903	21	14.679	38.689	34.226	22.568	1'50.162	231,8	10:29'59.737
24	13.997	35.645	28.996	20.730	1'39.368	196,7	10:04'05.271	22	14.534	36.186	32.320	22.375	1'45.415	241,6	10:31'45.152
25	12.571	32.594	29.006	20.442	1'34.613	248,8	10:05'39.884								

Evan Chen

26	12.573	33.041	30.365	9'38.175	10'54.154P	248,8	10:16'34.038
27	18.379	35.705	32.436	22.005	1'48.525P	244,3	10:18'22.563
28	13.735	33.465	29.111	20.885	1'37.196	242,2	10:19'59.759
29	13.472	33.000	29.416	20.871	1'36.759	244,9	10:21'36.518
30	13.283	32.702	31.797	20.910	1'38.692	247,7	10:23'15.210
31	13.295	32.890	30.080	21.380	1'37.645	245,5	10:24'52.855
32	13.180	32.483	28.855	20.721	1'35.239	247,7	10:26'28.094
33	13.158	32.605	30.076	20.892	1'36.731	247,7	10:28'04.825
34	13.159	32.882	29.026	20.906	1'35.973	245,5	10:29'40.798
35	13.157	32.711	29.034	22.481	1'37.383	246,0	10:31'18.181

288 GDL Racing Team (1'37.180)

Lap	Seg.1	Seg.2	Seg.3	Seg.4	Lap Time	km/h	Local Time
Gabriele Murrioni							
							9:34'25.946
1	24.822	49.225	37.057	26.187	2'17.291P	133,7	9:36'43.237
2	15.586	36.903	34.906	23.402	1'50.797	234,8	9:38'34.034
3	14.215	34.910	34.512	22.585	1'46.222	237,4	9:40'20.256
4	13.752	33.961	30.309	21.678	1'39.700	240,0	9:41'59.956
5	13.745	37.904	33.849	21.777	1'47.275	228,8	9:43'47.231
6	13.650	34.616	31.670	3'17.184	4'37.120P	240,0	9:48'24.351
7	19.780	35.883	35.709	21.776	1'53.148P	232,3	9:50'17.499
8	13.444	33.730	30.321	21.477	1'38.972	239,5	9:51'56.471
9	13.493	39.408	30.624	21.605	1'45.130	184,6	9:53'41.601
10	13.374	33.752	29.795	21.285	1'38.206	241,1	9:55'19.807
11	13.382	33.465	30.174	21.538	1'38.559	241,1	9:56'58.366
12	13.498	33.678	30.467	4'34.812	5'52.455P	238,9	10:02'50.821
13	18.639	35.886	30.935	21.880	1'47.340P	215,6	10:04'38.161
14	13.398	33.026	29.440	21.316	1'37.180	243,2	10:06'15.341
15	13.263	33.679	34.591	8'54.089	10'15.622P	243,2	10:16'30.963
16	20.700	37.841	31.899	22.837	1'53.277P	226,4	10:18'24.240
17	13.628	34.015	30.115	21.486	1'39.244	239,5	10:20'03.484
18	13.765	33.685	31.125	22.591	1'41.166	243,8	10:21'44.650
19	13.854	35.723	30.530	21.617	1'41.724	239,5	10:23'26.374

298 Aylezo Motorsport (1'33.108)

Lap	Seg.1	Seg.2	Seg.3	Seg.4	Lap Time	km/h	Local Time
Massimiliano Wiser							
							9:00'33.846
1	24.680	49.017	37.445	3'32.710	5'23.852P	150,6	9:05'57.698
2	24.139	41.154	32.315	21.919	1'59.527P	233,3	9:07'57.225
3	13.362	35.185	30.275	21.034	1'39.856	244,3	9:09'37.081
4	12.730	33.631	29.377	20.605	1'36.343	246,0	9:11'13.424
5	12.755	33.293	29.294	20.441	1'35.783	245,5	9:12'49.207
6	12.543	33.566	29.544	20.589	1'36.242	248,8	9:14'25.449
7	12.319	32.704	28.840	20.256	1'34.119	245,5	9:15'59.568
8	12.194	32.651			39'14.748P	246,6	9:55'14.316
9	24.780	39.102	32.147	21.061	1'57.090P	161,7	9:57'11.406
10	13.107	33.331	29.107	20.266	1'35.811	244,9	9:58'47.217
11	12.159	32.324	28.521	20.104	1'33.108	245,5	10:00'20.325
12	12.082	32.763	28.903	3'33.842	4'47.590P	246,6	10:05'07.915
13	22.645	45.591	39.105	28.871	2'16.212P	220,9	10:07'24.127
Kumar Prabakaran							
14	15.565	50.564	45.289	7'20.081	9'11.499P	188,2	10:16'35.626

13/11/2018

P = Pits In/Out - C = Lap-Time Cancelled

Powered by FICR PERUGIA TIMING

