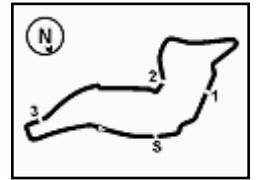




6th ROUND



USA + ASIA - Analysis Race 2

Imola Auto 4.909 m

Start at 13:28'27.281

1 / 6

101 Wayne Taylor Racing (1'42.030)								103 Antonelli (1'46.038)								
Lap	Seg.1	Seg.2	Seg.3	Seg.4	Lap Time	km/h	Local Time	Lap	Seg.1	Seg.2	Seg.3	Seg.4	Lap Time	km/h	Local Time	
Trent Hindman								Ross Chouest								
1				18.107	1'45.767		13:30'13.048	1					18.727	1'53.061	13:30'20.342	
2	21.927	34.041	29.134	17.978	1'43.080	272,7	13:31'56.128	2	22.850	35.441	30.289	18.406	1'46.986	274,8	13:32'07.328	
3	21.628	33.616	29.122	18.143	1'42.509	273,4	13:33'38.637	3	22.390	35.072	29.934	18.642	1'46.038	277,6	13:33'53.366	
4	21.788	33.664	29.050	18.096	1'42.598	274,1	13:35'21.235	4	22.690	35.126	30.307	18.650	1'46.773	276,9	13:35'40.139	
5	21.592	33.679	29.164	18.128	1'42.563	274,1	13:37'03.798	5	22.507	34.829	30.685	18.773	1'46.794	274,1	13:37'26.933	
6	21.656	33.732	29.825	18.325	1'43.538	275,5	13:38'47.336	6	22.836	35.295	30.573	7'49.251	9'17.955P	273,4	13:46'44.888	
7	22.057	34.230	29.605	18.244	1'44.136	276,9	13:40'31.472	7	24.805	36.633	30.981	18.961	1'51.380P	153,0	13:48'36.268	
8	22.003	33.991	29.468	18.074	1'43.536	266,7	13:42'15.008	8	23.389	35.665	30.921	19.056	1'49.031	274,8	13:50'25.299	
9	21.736	34.469	29.572	18.240	1'44.017	276,9	13:43'59.025	9	22.707	35.131	30.517	18.732	1'47.087	274,1	13:52'12.386	
10	21.820	34.178	29.515	18.033	1'43.546	273,4	13:45'42.571	10	22.609	35.244	30.546	18.904	1'47.303	274,8	13:53'59.689	
11	21.725	33.835	29.229	18.008	1'42.797	272,7	13:47'25.368	11	22.985	35.508	30.599	2'04.622	3'33.714P	274,8	13:57'33.403	
12	21.736	33.688	29.218	18.064	1'42.706	272,7	13:49'08.074	12	23.685	35.587	30.285	18.870	1'48.427P	191,2	13:59'21.830	
13	21.770	33.655	29.182	18.038	1'42.645	272,7	13:50'50.719	13	22.862	37.686	30.711	18.976	1'50.235	272,0	14:01'12.065	
Riccardo Agostini								14	25.524	37.713	30.943	19.174	1'53.354	225,5	14:03'05.419	
14	21.758	33.822	29.410	1'56.713	3'21.703P	273,4	13:54'12.422	15	22.870	36.073	35.097	22.625	1'56.665	274,8	14:05'02.084	
15	23.049	34.208	29.296	17.990	1'44.543P	193,2	13:55'56.965	16	45.777	42.681	47.533	20.215	2'36.206	79,3	14:07'38.290	
16	21.783	33.781	29.105	18.032	1'42.701	273,4	13:57'39.666	17	24.731	36.287	31.228	19.666	1'51.912	234,3	14:09'30.202	
17	21.742	33.881	29.338	18.270	1'43.231	274,8	13:59'22.897	18	22.738	37.075	31.464	19.194	1'50.471	276,2	14:11'20.673	
18	22.104	51.887	39.791	22.101	2'15.883	270,7	14:01'38.780	19	23.746	36.226	31.607	19.024	1'50.603	252,9	14:13'11.276	
19	26.673	58.098	56.915	39.148	3'00.834	191,8	14:04'39.614	20	23.373	37.921	32.489	19.440	1'53.223	276,2	14:15'04.499	
20	45.390	42.912	52.654	21.880	2'42.836	86,4	14:07'22.450	21	22.630	35.507	30.165	18.929	1'47.231	276,9	14:16'51.730	
21	21.902	33.627	29.030	17.968	1'42.527	270,0	14:09'04.977	22	22.612	36.537	30.307	18.979	1'48.435	277,6	14:18'40.165	
22	21.704	33.603	29.045	17.986	1'42.338	272,7	14:10'47.315	23	22.790	36.688	30.123	19.137	1'48.738	275,5	14:20'28.903	
23	21.619	33.556	29.040	18.066	1'42.281	273,4	14:12'29.596	Race Time 52'01.622								
24	21.693	33.556	29.092	18.022	1'42.363	273,4	14:14'11.959	110 Wayne Taylor Racing (1'42.434)								
25	21.589	33.507	29.082	18.092	1'42.270	273,4	14:15'54.229	Lap	Seg.1	Seg.2	Seg.3	Seg.4	Lap Time	km/h	Local Time	
26	21.576	33.527	29.007	17.952	1'42.062	272,7	14:17'36.291	Katherine Legge								
27	21.569	33.470	29.025	17.966	1'42.030	273,4	14:19'18.321	1					18.367	1'48.629	13:30'15.910	
Race Time 50'51.040								2	22.299	34.236	29.483	18.336	1'44.354	279,1	13:32'00.264	
102 XR Consulting, LLC (1'43.854)								3	22.054	33.854	29.319	18.575	1'43.802	277,6	13:33'44.066	
Lap	Seg.1	Seg.2	Seg.3	Seg.4	Lap Time	km/h	Local Time	4	22.012	34.516	29.561	18.443	1'44.532	276,9	13:35'28.598	
Ryan Hardwick								5	21.999	33.970	29.479	18.243	1'43.691	276,9	13:37'12.289	
1				18.638	1'52.426		13:30'19.707	6	21.914	34.039	29.267	18.183	1'43.403	276,9	13:38'55.692	
2	22.510	35.319	30.431	18.484	1'46.744	273,4	13:32'06.451	7	21.805	34.015	30.157	18.395	1'44.372	276,2	13:40'40.064	
3	22.226	34.989	30.300	18.342	1'45.857	272,7	13:33'52.308	8	22.159	34.735	29.435	18.379	1'44.708	277,6	13:42'24.772	
4	22.144	34.688	29.943	18.315	1'45.090	277,6	13:35'37.398	9	21.984	34.004	30.101	18.480	1'44.569	276,2	13:44'09.341	
5	22.131	34.662	30.675	18.429	1'45.897	277,6	13:37'23.295	10	21.820	34.017	29.477	18.074	1'43.388	276,2	13:45'52.729	
6	22.190	34.684	29.753	18.236	1'44.863	272,0	13:39'08.158	11	21.748	34.578	30.598	18.368	1'45.292	278,4	13:47'38.021	
7	22.085	34.620	30.111	18.253	1'45.069	277,6	13:40'53.227	12	22.623	34.268	29.499	18.125	1'44.515	278,4	13:49'22.536	
8	22.476	34.351	29.947	18.293	1'45.067	276,9	13:42'38.294	13	22.291	34.120	29.612	18.200	1'44.223	275,5	13:51'06.759	
9	22.089	34.596	30.401	18.296	1'45.382	276,9	13:44'23.676	Michele Beretta								
10	21.999	34.645	30.663	18.746	1'46.053	276,2	13:46'09.729	14	22.038	34.040	29.478	1'56.400	3'21.956P	274,8	13:54'28.715	
11	22.030	34.636	30.613	18.534	1'45.813	276,2	13:47'55.542	15	23.678	34.766	29.737	18.192	1'46.373P	191,2	13:56'15.088	
12	22.069	34.892	30.207	2'04.113	3'31.281P	276,2	13:51'26.823	16	21.884	33.846	29.296	17.979	1'43.005	276,2	13:57'58.093	
13	23.106	34.463	30.052	18.040	1'45.661P	191,2	13:53'12.484	17	21.784	33.625	29.206	17.995	1'42.610	276,9	13:59'40.703	
14	22.122	34.315	30.137	18.186	1'44.760	272,7	13:54'57.244	18	23.100	38.045	44.092	20.693	2'05.930	276,9	14:01'46.633	
15	22.629	35.257	29.983	18.244	1'46.113	277,6	13:56'43.357	19	27.887	53.802	56.382	39.690	2'57.761	175,6	14:04'44.394	
16	21.919	34.638	30.018	18.124	1'44.699	276,2	13:58'28.056	20	46.807	40.719	51.542	21.103	2'40.171	71,5	14:07'24.565	
17	22.223	35.535	31.106	19.966	1'48.830	276,9	14:00'16.886	21	22.341	34.493	30.989	18.327	1'46.150	274,8	14:09'10.715	
18	29.343	39.862	38.388	23.603	2'11.196	204,2	14:02'28.082	22	21.951	33.923	29.473	18.276	1'43.623	279,1	14:10'54.338	
19	34.689	45.631	40.354	24.214	2'24.888	133,5	14:04'52.970	23	21.840	33.819	29.342	18.096	1'43.097	278,4	14:12'37.435	
20	44.191	40.542	51.536	21.610	2'37.879	94,1	14:07'30.849	24	21.886	34.342	29.227	17.996	1'43.451	278,4	14:14'20.886	
21	23.445	35.681	29.884	18.372	1'47.382	266,0	14:09'18.231	25	22.060	33.758	29.207	18.083	1'43.108	278,4	14:16'03.994	
22	21.979	34.026	29.759	18.090	1'43.854	275,5	14:11'02.085	26	22.327	33.919	29.127	19.279	1'44.652	274,1	14:17'48.646	
23	22.023	34.291	29.863	18.609	1'44.786	275,5	14:12'46.871	27	21.915	33.386	29.191	17.942	1'42.434	274,1	14:19'31.080	
24	22.213	34.234	30.011	18.502	1'44.960	272,7	14:14'31.831	Race Time 51'03.799								
25	22.373	35.401	30.727	18.579	1'47.080	274,1	14:16'18.911	111 Wayne Taylor Racing (1'49.463)								
26	22.649	35.179	30.255	18.362	1'46.445	259,6	14:18'05.356	Lap	Seg.1	Seg.2	Seg.3	Seg.4	Lap Time	km/h	Local Time	
27	22.497	35.931	30.527	18.258	1'47.213	274,8	14:19'52.569	Sheena Monk								
Race Time 51'25.288								1					34.120	20.601	2'07.914	13:30'35.195

17/11/2017

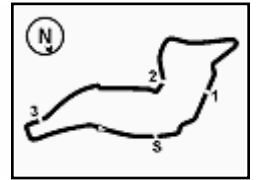
P = Pits In/Out - C = Lap-Time Cancelled

Powered by FICR IMOLA - PERUGIA TIMING





6th ROUND



USA + ASIA - Analysis Race 2

Imola Auto 4.909 m

Start at 13:28'27.281

2 / 6

2	25.297	39.975	32.732	19.985	1'57.989	246,6	13:32'33.184	5	22.403	34.805	29.915	18.413	1'45.536	273,4	13:37'20.391
3	24.728	37.950	31.937	19.920	1'54.535	260,2	13:34'27.719	6	22.148	34.221	29.743	18.335	1'44.447	272,7	13:39'04.838
4	24.191	37.300	32.042	19.594	1'53.127	251,2	13:36'20.846	7	22.117	34.275	29.796	18.455	1'44.643	273,4	13:40'49.481
5	24.138	37.464	32.622	19.691	1'53.915	249,4	13:38'14.761	8	22.189	34.399	29.786	19.270	1'45.644	273,4	13:42'35.125
6	23.906	37.365	31.616	19.971	1'52.858	260,9	13:40'07.619	9	23.115	34.474	29.729	18.704	1'46.022	273,4	13:44'21.147
7	23.856	37.217	31.421	20.047	1'52.541	242,7	13:42'00.160	10	22.311	34.592	29.983	18.283	1'45.169	273,4	13:46'06.316
8	25.021	37.257	32.060	19.321	1'53.659	269,3	13:43'53.819	11	22.095	34.313	29.792	18.468	1'44.668	272,7	13:47'50.984
9	23.924	37.490	32.734	19.158	1'53.306	265,4	13:45'47.125	12	22.116	34.670	30.721	1'58.450	3'25.957P	274,1	13:51'16.941
10	23.427	38.006	32.898	19.299	1'53.630	262,8	13:47'40.755	13	24.003	35.088	30.066	18.382	1'47.539P	191,2	13:53'04.480
11	23.415	37.179	31.374	2'09.799	3'41.767P	270,0	13:51'22.522	14	22.272	34.651	29.943	18.812	1'45.678	271,4	13:54'50.158
12	26.034	37.350	31.466	19.318	1'54.168P	184,9	13:53'16.690	15	22.382	34.830	29.799	18.521	1'45.532	270,0	13:56'35.690
13	23.516	35.889	31.205	18.853	1'49.463	257,1	13:55'06.153	16	23.064	34.461	30.803	18.386	1'46.714	272,7	13:58'22.404
14	23.521	36.120	31.872	19.697	1'51.210	264,7	13:56'57.363	17	22.915	34.600	29.525	18.482	1'45.522	272,0	14:00'07.926
15	23.300	36.699	31.983	19.293	1'51.275	266,7	13:58'48.638	18	26.611	44.719	42.354	24.217	2'17.901	138,1	14:02'25.827
16	23.909	36.858	33.514	19.683	1'53.964	255,9	14:00'42.602	19	33.915	46.623	39.354	24.234	2'24.126	128,0	14:04'49.953
17	41.790	40.081	32.816	19.658	2'14.345	225,0	14:02'56.947	20	44.081	41.597	51.420	20.642	2'37.740	93,8	14:07'27.693
18	24.918	37.746	35.253	23.216	2'01.133	225,5	14:04'58.080	21	22.646	34.627	29.767	18.438	1'45.478	274,8	14:09'13.171
19	45.881	41.433	48.629	21.479	2'37.422	82,8	14:07'35.502	22	22.326	34.599	29.823	18.408	1'45.156	274,8	14:10'58.327
20	23.725	36.430	32.814	19.897	1'52.866	248,8	14:09'28.368	23	22.220	34.586	29.932	18.211	1'44.949	273,4	14:12'43.276
21	23.444	37.847	31.532	19.360	1'52.183	275,5	14:11'20.551	24	22.356	34.808	29.885	18.668	1'45.717	274,8	14:14'28.993
22	23.705	36.096	31.581	20.323	1'51.705	265,4	14:13'12.256	25	22.505	34.515	29.730	18.563	1'45.313	273,4	14:16'14.306
23	24.366	36.885	32.105	19.657	1'53.013	257,1	14:15'05.269	26	22.230	34.883	30.553	19.526	1'47.192	273,4	14:18'01.498
24	24.199	36.775	31.404	19.321	1'51.699	264,7	14:16'56.968	27	22.390	34.351	30.270	18.504	1'45.515	273,4	14:19'47.013
25	23.927	36.652	31.159	19.305	1'51.043	259,6	14:18'48.011								Race Time 51'19.732
26	23.999	37.123	31.919	19.559	1'52.600	271,4	14:20'40.611								

130 Change Racing (1'43.019) Race Time 52'13.330

116 Change Racing (1'43.730)

Lap	Seg.1	Seg.2	Seg.3	Seg.4	Lap Time	km/h	Local Time
Austin Versteeg							
1				18.612	1'50.100		13:30'17.381
2	23.137	34.748	30.018	18.354	1'46.257	281,3	13:32'03.638
3	23.897	35.519	30.070	18.230	1'47.716	280,5	13:33'51.354
4	21.732	34.382	29.701	18.242	1'44.057	282,0	13:35'35.411
5	22.297	36.109	30.457	18.313	1'47.176	268,7	13:37'22.587
6	21.806	34.303	29.495	18.257	1'43.861	282,0	13:39'06.448
7	21.906	34.279	29.510	18.671	1'44.366	282,0	13:40'50.814
8	21.752	34.413	29.919	18.484	1'44.568	281,3	13:42'35.382
9	22.455	34.121	29.398	18.304	1'44.278	278,4	13:44'19.660
10	22.369	34.816	29.690	18.380	1'45.255	282,0	13:46'04.915
11	22.053	34.239	29.471	18.179	1'43.942	279,8	13:47'48.857
12	21.997	34.639	29.569	18.390	1'44.595	281,3	13:49'33.452
13	21.970	34.404	29.605	18.337	1'44.316	277,6	13:51'17.768
14	22.625	34.468	29.638	2'01.263	3'27.994P	270,7	13:54'45.762
15	23.044	34.274	29.609	18.237	1'45.164P	193,2	13:56'30.926
16	21.883	34.961	29.699	18.129	1'44.672	279,1	13:58'15.598
17	21.811	34.069	29.620	18.230	1'43.730	279,8	13:59'59.328
18	32.403	46.296	42.191	24.037	2'24.927	114,9	14:02'24.255
19	34.490	46.456	39.105	24.769	2'24.820	146,7	14:04'49.075
20	43.504	41.563	51.809	20.609	2'37.485	71,2	14:07'26.560
21	22.072	34.176	30.012	18.572	1'44.832	274,8	14:09'11.392
22	22.046	34.504	29.627	18.179	1'44.356	280,5	14:10'55.748
23	21.882	34.497	29.813	18.245	1'44.437	282,7	14:12'40.185
24	22.030	34.368	29.893	18.147	1'44.438	280,5	14:14'24.623
25	21.955	34.357	29.908	18.218	1'44.438	281,3	14:16'09.061
26	21.889	34.258	29.684	18.207	1'44.038	279,8	14:17'53.099
27	21.844	34.136	29.656	18.281	1'43.917	281,3	14:19'37.016

134 Change Racing (1'42.551) Race Time 51'09.735

118 Change Racing (1'44.447)

Lap	Seg.1	Seg.2	Seg.3	Seg.4	Lap Time	km/h	Local Time
Emmanuel Anassis							
1				18.606	1'50.513		13:30'17.794
2	23.121	34.887	29.942	18.366	1'46.316	274,1	13:32'04.110
3	22.587	34.992	29.890	18.480	1'45.949	274,1	13:33'50.059
4	22.137	34.273	29.885	18.501	1'44.796	273,4	13:35'34.855

Lap	Seg.1	Seg.2	Seg.3	Seg.4	Lap Time	km/h	Local Time
Brandon Gdovic							
1					18.309	1'47.588	13:30'14.869
2	21.977	34.558	29.664	18.069	1'44.268	272,0	13:31'59.137
3	21.793	33.943	29.408	18.045	1'43.189	272,7	13:33'42.326
4	21.980	33.953	29.629	18.000	1'43.562	272,0	13:35'25.888
5	21.964	34.029	29.573	18.110	1'43.676	272,0	13:37'09.564
6	21.772	33.976	29.447	18.272	1'43.467	271,4	13:38'53.031
7	21.943	34.123	29.916	18.436	1'44.418	270,7	13:40'37.449
8	21.766	33.917	29.627	18.276	1'43.586	271,4	13:42'21.035
9	22.097	34.308	29.675	18.118	1'44.198	271,4	13:44'05.233
10	21.799	34.164	29.850	18.467	1'44.280	273,4	13:45'49.513
11	21.991	35.590	30.307	18.113	1'46.001	272,0	13:47'35.514
12	21.961	33.992	29.566	18.180	1'43.699	270,0	13:49'19.213
13	21.849	34.203	29.443	1'58.976	3'24.471P	269,3	13:52'43.684
14	22.547	34.231	29.512	18.132	1'44.422P	193,5	13:54'28.106
15	21.883	33.827	29.514	17.988	1'43.212	270,0	13:56'11.318
16	22.147	33.945	29.485	18.056	1'43.633	270,7	13:57'54.951
17	21.946	33.920	29.368	17.978	1'43.212	270,0	13:59'38.163
18	22.161	40.283	44.709	20.372	2'07.525	271,4	14:01'45.688
19	27.039	54.025	56.864	39.574	2'57.502	183,1	14:04'43.190
20	46.612	41.363	51.599	21.412	2'40.986	78,9	14:07'24.176
21	22.115	34.601	29.670	18.020	1'44.406	272,7	14:09'08.582
22	21.948	34.342	30.028	18.217	1'44.535	274,8	14:10'53.117
23	21.912	34.180	29.722	18.143	1'43.957	274,8	14:12'37.074
24	21.847	34.139	29.524	18.004	1'43.514	275,5	14:14'20.588
25	21.945	33.770	29.349	18.125	1'43.189	272,7	14:16'03.777
26	22.321	33.750	29.157	17.998	1'43.226	273,4	14:17'47.003
27	21.763	33.936	29.370	17.950	1'43.019	270,7	14:19'30.022

134 Change Racing (1'42.551) Race Time 51'02.741

118 Change Racing (1'44.447)

Lap	Seg.1	Seg.2	Seg.3	Seg.4	Lap Time	km/h	Local Time
Jeroen Mul							
1					18.092	1'44.687	13:30'11.968
2	21.821	33.916	29.166	18.179	1'43.082	274,1	13:31'55.050
3	21.741	33.728	29.143	18.045	1'42.657	273,4	13:33'37.707
4	21.781	33.643	29.169	18.019	1'42.612	274,1	13:35'20.319
5	21.809	33.639	29.265	18.079	1'42.792	274,8	13:37'03.111
6	21.723	33.805	29.990	18.608	1'44.126	275,5	13:38'47.237

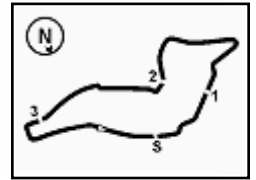
17/11/2017 P = Pits In/Out - C = Lap-Time Cancelled

Powered by FICR IMOLA - PERUGIA TIMING





6th ROUND



USA + ASIA - Analysis Race 2

Imola Auto 4.909 m

Start at 13:28'27.281

3 / 6

7	21.945	34.079	29.597	18.455	1'44.076	278,4	13:40'31.313	8	22.151	34.571	29.923	18.563	1'45.208	274,1	13:42'34.959
8	21.887	33.828	29.448	18.094	1'43.257	277,6	13:42'14.570	9	22.022	34.081	29.650	18.289	1'44.042	272,7	13:44'19.001
9	21.668	35.116	30.000	18.200	1'44.984	276,2	13:43'59.554	10	22.862	35.243	30.113	18.213	1'46.431	272,0	13:46'05.432
10	22.186	34.189	30.097	18.150	1'44.622	274,1	13:45'44.176	11	22.066	34.186	29.614	18.197	1'44.063	271,4	13:47'49.495
11	21.929	34.045	29.604	18.188	1'43.766	274,8	13:47'27.942	12	22.028	34.707	30.147	18.293	1'45.175	272,7	13:49'34.670
12	21.852	33.965	29.389	1'58.428	3'23.634P	274,8	13:50'51.576	13	21.985	34.303	29.973	18.266	1'44.527	270,7	13:51'19.197
13	22.745	33.992	29.628	18.125	1'44.490P	192,2	13:52'36.066	14	22.501	34.575	30.382	2'00.076	3'27.534P	271,4	13:54'46.731
14	21.820	33.837	29.408	18.147	1'43.212	274,8	13:54'19.278	15	22.989	34.336	29.869	18.300	1'45.494P	188,8	13:56'32.225
15	21.914	33.628	29.345	18.126	1'43.013	274,8	13:56'02.291	16	22.222	34.587	30.034	18.164	1'45.007	270,7	13:58'17.232
16	21.791	34.270	29.296	18.158	1'43.515	274,1	13:57'45.806	17	22.141	34.134	29.904	18.371	1'44.550	271,4	14:00'01.782
17	21.853	33.901	29.450	18.152	1'43.356	274,8	13:59'29.162	18	30.395	46.258	42.571	24.213	2'23.437	141,7	14:02'25.219
18	22.348	48.011	44.910	20.665	2'15.934	276,2	14:01'45.096	19	33.959	46.671	39.366	24.139	2'24.135	135,3	14:04'49.354
19	26.362	54.235	56.989	39.751	2'57.337	205,7	14:04'42.433	20	43.966	41.830	51.552	20.677	2'38.025	82,2	14:07'27.379
20	46.600	41.594	51.340	21.812	2'41.346	81,2	14:07'23.779	21	22.556	34.199	29.758	18.566	1'45.079	271,4	14:09'12.458
21	22.239	34.559	29.394	18.188	1'44.380	274,8	14:09'08.159	22	22.071	34.414	30.055	18.430	1'44.973	274,1	14:09'12.458
22	21.805	34.029	29.358	18.089	1'43.281	276,9	14:10'51.440	23	22.149	34.266	29.965	18.274	1'44.654	272,7	14:12'42.085
23	21.825	33.648	29.206	18.133	1'42.812	275,5	14:12'34.252	24	21.951	33.972	29.897	18.247	1'44.067	271,4	14:14'26.152
24	21.859	33.852	29.199	18.176	1'43.086	273,4	14:14'17.338	25	22.003	34.114	29.781	18.122	1'44.020	271,4	14:16'10.172
25	21.653	33.685	29.183	18.030	1'42.551	276,2	14:15'59.889	26	21.928	33.931	29.794	18.113	1'43.766	272,7	14:17'53.938
26	21.797	33.787	29.234	18.096	1'42.914	275,5	14:17'42.803	27	21.944	34.156	29.774	18.292	1'44.166	273,4	14:19'38.104
27	21.699	33.701	29.107	18.112	1'42.619	276,2	14:19'25.422								Race Time 51'10.823

Race Time 50'58.141

157 Wayne Taylor Racing (1'46.081)

150 Change Racing (1'43.438)							
Lap	Seg.1	Seg.2	Seg.3	Seg.4	Lap Time	km/h	Local Time
Taylor Proto							
1				18.746	1'49.904		13:30'17.185
2	23.015	34.858	29.796	18.506	1'46.175	273,4	13:32'03.360
3	23.257	34.530	29.838	18.498	1'46.123	273,4	13:33'49.483
4	22.160	34.454	29.778	18.495	1'44.887	272,7	13:35'34.370
5	22.103	34.450	29.788	18.449	1'44.790	272,7	13:37'19.160
6	22.253	34.539	29.819	18.460	1'45.071	272,0	13:39'04.231
7	22.110	34.460	29.793	18.450	1'44.813	272,7	13:40'49.044
8	22.052	34.105	29.938	18.457	1'44.552	272,0	13:42'33.596
9	22.031	34.350	29.685	18.564	1'44.630	272,7	13:44'18.226
10	22.142	34.386	29.989	18.294	1'44.811	272,0	13:46'03.037
11	22.208	34.507	29.725	18.436	1'44.876	273,4	13:47'47.913
Eduardo Piscopo							
12	21.985	34.724	29.779	1'59.237	3'25.725P	273,4	13:51'13.638
13	23.919	34.952	30.436	18.477	1'47.784P	164,9	13:53'01.422
14	22.391	34.303	29.638	18.301	1'44.633	266,7	13:54'46.055
15	22.052	34.059	29.443	18.267	1'43.821	272,0	13:56'29.876
16	21.917	33.930	29.383	18.230	1'43.460	271,4	13:58'13.336
17	21.847	33.798	29.512	18.281	1'43.438	272,7	13:59'56.774
18	34.551	46.278	42.120	24.352	2'27.301	116,9	14:02'24.075
19	34.298	46.579	39.036	24.521	2'24.434	153,8	14:04'48.509
20	43.486	41.717	51.703	20.500	2'37.406	70,2	14:07'25.915
21	22.053	34.027	30.630	18.658	1'45.368	272,7	14:09'11.283
22	22.125	34.098	29.341	18.223	1'43.787	274,8	14:10'55.070
23	22.014	33.910	29.501	18.331	1'43.756	275,5	14:12'38.826
24	21.842	33.978	29.756	18.324	1'43.900	275,5	14:14'22.726
25	22.035	34.187	29.668	18.344	1'44.234	275,5	14:16'06.960
26	21.848	34.342	29.806	18.410	1'44.406	276,9	14:17'51.366
27	21.936	34.321	29.874	18.327	1'44.458	275,5	14:19'35.824

Race Time 51'08.543

178 Antonelli (1'43.942)

155 XR Consulting, LLC (1'43.766)							
Lap	Seg.1	Seg.2	Seg.3	Seg.4	Lap Time	km/h	Local Time
Yuki Harata							
1				18.246	1'48.101		13:30'15.382
2	25.619	35.561	29.957	18.344	1'49.481	271,4	13:32'04.863
3	22.281	35.237	29.902	18.270	1'45.690	272,0	13:33'50.553
4	22.057	34.402	29.856	18.271	1'44.586	272,7	13:35'35.139
5	22.459	35.231	30.040	18.152	1'45.882	275,5	13:37'21.021
6	22.040	34.085	30.097	18.149	1'44.371	272,7	13:39'05.392
7	22.110	34.100	29.971	18.178	1'44.359	270,7	13:40'49.751

Cameron Cassels							
Lap	Seg.1	Seg.2	Seg.3	Seg.4	Lap Time	km/h	Local Time
1				19.136	1'58.455		13:30'25.736
2	23.772	35.932	30.533	18.701	1'48.938	255,3	13:32'14.674
3	23.137	35.344	30.184	18.495	1'47.160	272,0	13:34'01.834
4	22.800	34.941	29.898	18.442	1'46.081	272,7	13:35'47.915
5	22.705	34.916	30.176	18.657	1'46.454	272,7	13:37'34.369
6	22.599	35.243	30.098	18.541	1'46.481	273,4	13:39'20.850
7	22.688	35.146	30.107	18.605	1'46.546	272,7	13:41'07.396
8	22.686	34.984	30.316	18.623	1'46.609	272,0	13:42'54.005
9	22.790	34.983	30.391	18.445	1'46.609	271,4	13:44'40.614
10	22.791	34.923	30.222	18.562	1'46.498	272,0	13:46'27.112
11	22.950	35.943	30.562	19.313	1'48.768	268,7	13:48'15.880
12	22.618	35.382	30.259	2'03.912	3'32.171P	270,7	13:51'48.051
13	24.542	35.609	30.070	18.436	1'48.657P	189,8	13:53'36.708
14	23.249	35.371	30.122	18.425	1'47.167	270,0	13:55'23.875
15	22.916	35.243	30.579	18.652	1'47.390	272,0	13:57'11.265
16	23.639	34.907	30.256	18.511	1'47.313	252,3	13:58'58.578
17	23.153	36.539	32.474	19.368	1'51.534	270,0	14:00'50.112
18	38.407	38.838	32.918	19.409	2'09.572	204,9	14:02'59.684
19	25.107	37.273	35.781	22.665	2'00.826	212,2	14:05'00.510
20	45.749	41.369	48.944	21.095	2'37.157	80,2	14:07'37.667
21	24.593	35.938	31.300	19.186	1'51.017	234,8	14:09'28.684
22	23.357	38.772	31.168	18.902	1'52.199	264,7	14:11'20.883
23	23.970	36.222	31.645	19.212	1'51.049	243,8	14:13'11.932
24	22.887	35.823	30.017	18.435	1'47.162	275,5	14:14'59.094
25	22.664	34.980	30.151	18.430	1'46.225	272,7	14:16'45.319
26	22.725	34.884	30.362	18.390	1'46.361	273,4	14:18'31.680
27	22.605	35.129	30.041	18.459	1'46.234	271,4	14:20'17.914

Race Time 51'50.633

178 Antonelli (1'43.942)

JC Perez							
Lap	Seg.1	Seg.2	Seg.3	Seg.4	Lap Time	km/h	Local Time
1				18.594	1'51.245		13:30'18.526
2	22.725	35.698	29.885	18.396	1'46.704	276,9	13:32'05.230
3	22.261	35.257	30.562	18.530	1'46.610	276,2	13:33'51.840
4	22.100	34.391	30.345	18.367	1'45.203	274,1	13:35'37.043
5	21.944	34.498	31.096	18.480	1'46.018	275,5	13:37'23.061
6	21.999	34.379	29.912	18.258	1'44.548	277,6	13:39'07.609
7	22.038	34.666	29.905	18.328	1'44.937	276,2	13:40'52.546
8	22.154	34.540	30.152	18.334	1'45.180	275,5	13:42'37.726
9	22.055	34.736	30.063	18.371	1'45.225	274,8	13:44'22.951

17/11/2017

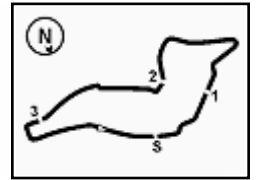
P = Pits In/Out - C = Lap-Time Cancelled

Powered by FICR IMOLA - PERUGIA TIMING





6th ROUND



USA + ASIA - Analysis Race 2

Imola Auto 4.909 m

Start at 13:28'27.281

4 / 6

10	22.194	34.705	30.557	18.949	1'46.405	274,1	13:46'09.356	16	21.859	33.844	32.991	20.531	1'49.225	274,8	14:00'37.752
11	21.966	34.533	30.889	18.401	1'45.789	272,7	13:47'55.145	17	36.166	41.446	31.640	18.338	2'07.590	178,5	14:02'45.342
12	22.113	34.593	29.983	18.465	1'45.154	273,4	13:49'40.299	18	25.443	43.009	39.394	23.384	2'11.230	187,8	14:04'56.572
13	22.217	34.631	29.960	2'03.285	3'30.093P	272,0	13:53'10.392	19	45.787	41.353	49.070	20.892	2'37.102	77,8	14:07'33.674
14	23.190	34.912	30.079	18.410	1'46.591P	193,5	13:54'56.983	20	23.382	35.250	30.171	17.972	1'46.775	279,1	14:09'20.449
15	22.602	34.957	29.841	18.306	1'45.706	273,4	13:56'42.689	21	21.488	33.546	29.491	18.008	1'42.533	277,6	14:11'02.982
16	22.188	34.501	29.844	18.244	1'44.777	273,4	13:58'27.466	22	21.672	34.345	29.930	29.483	1'55.430	279,1	14:12'58.412
17	22.401	35.619	30.409	20.783	1'49.212	276,9	14:00'16.678	23	22.291	34.882	29.703	18.239	1'45.115	273,4	14:14'43.527
18	27.838	40.130	39.220	23.523	2'10.711	208,9	14:02'27.389	24	21.626	33.725	29.579	18.206	1'43.136	275,5	14:16'26.663
19	34.591	45.641	39.637	24.618	2'24.487	131,1	14:04'51.876	25	21.622	33.869	29.579	18.108	1'43.178	274,8	14:18'09.841
20	43.675	41.493	51.457	22.068	2'38.693	106,9	14:07'30.569	26	21.615	33.851	29.682	18.133	1'43.281	275,5	14:19'53.122
21	23.391	36.221	29.987	18.426	1'48.025	272,7	14:09'18.594								
22	22.001	34.276	29.516	18.149	1'43.942	275,5	14:11'02.536								

Race Time 51'25.841

205 FFF Racing Team (1'43.447)

202 Leipert Motorsport (1'43.842)

Lap	Seg.1	Seg.2	Seg.3	Seg.4	Lap Time	km/h	Local Time
Rory Collingbourne							
1		36.323	30.395	18.747	2'57.866	227,4	13:31'25.147
2	22.311	34.801	31.210	18.897	1'47.219	276,2	13:33'12.366
3	22.079	35.021	30.317	18.731	1'46.148	276,2	13:34'58.514
4	22.290	34.444	30.069	18.594	1'45.397	274,1	13:36'43.911
5	22.106	34.366	29.789	18.489	1'44.750	274,1	13:38'28.661
6	22.108	36.193	30.089	18.264	1'46.654	277,6	13:40'15.315
7	21.971	34.489	29.762	18.714	1'44.936	275,5	13:42'00.251
8	23.738	34.441	29.915	18.382	1'46.476	257,8	13:43'46.727
9	22.076	34.982	29.935	18.565	1'45.558	274,8	13:45'32.285
10	22.252	35.037	30.139	18.724	1'46.152	274,1	13:47'18.437
Ben Gersekowski							
11	22.246	34.402	30.178	1'57.236	3'24.062P	272,0	13:50'42.499
12	23.946	34.571	30.242	18.526	1'47.285P	190,8	13:52'29.784
13	22.003	34.076	29.695	18.370	1'44.144	272,7	13:54'13.928
14	22.004	34.375	29.780	18.264	1'44.423	272,0	13:55'58.351
15	22.017	34.335	29.520	18.202	1'44.074	275,5	13:57'42.425
16	21.813	34.191	29.666	18.172	1'43.842	274,8	13:59'26.267
17	22.309	50.303	40.621	23.408	2'16.641	260,9	14:01'42.908
18	26.944	55.113	56.769	39.772	2'58.598	200,0	14:04'41.506
19	46.202	42.005	51.751	22.077	2'42.035	88,5	14:07'23.541
20	22.095	35.531	30.891	18.003	1'46.520	274,1	14:09'10.061
21	21.927	34.083	29.679	18.932	1'44.621	276,2	14:10'54.682
22	22.045	34.730	29.606	18.175	1'44.556	274,8	14:12'39.238
23	21.911	34.160	29.577	18.257	1'43.905	276,9	14:14'23.143
24	21.916	34.255	29.798	18.216	1'44.185	277,6	14:16'07.328
25	21.888	34.313	29.797	18.342	1'44.340	277,6	14:17'51.668
26	21.988	34.435	29.756	18.244	1'44.423	276,2	14:19'36.091

Race Time 51'08.810

211 Clazzio Racing Team (1'42.309)

203 Lazarus (1'42.533)

Lap	Seg.1	Seg.2	Seg.3	Seg.4	Lap Time	km/h	Local Time
Artur Janosz							
1		35.251	29.717	18.236	2'54.071	227,8	13:31'21.352
2	22.061	34.253	29.424	18.055	1'43.793	274,1	13:33'05.145
3	21.939	34.497	30.712	18.151	1'45.299	275,5	13:34'50.444
4	21.894	34.124	29.558	18.188	1'43.764	276,9	13:36'34.208
5	21.943	35.088	29.828	18.349	1'45.208	276,2	13:38'19.416
6	22.162	34.807	31.366	18.621	1'46.956	276,9	13:40'06.372
7	22.199	33.970	29.837	18.235	1'44.241	274,8	13:41'50.613
8	22.069	34.317	29.943	18.235	1'44.564	274,1	13:43'35.177
9	21.982	34.113	29.933	18.081	1'44.109	274,8	13:45'19.286
10	21.984	34.317	30.493	18.101	1'44.895	274,8	13:47'04.181
Toby Sowery							
11	21.970	34.030	30.522	3'17.916	4'44.438P	274,8	13:51'48.619
12	24.413	35.408	30.077	18.342	1'48.240P	190,8	13:53'36.859
13	22.272	33.792	29.665	18.042	1'43.771	275,5	13:55'20.630
14	21.749	33.598	29.890	18.008	1'43.245	274,8	13:57'03.875
15	21.604	33.919	30.329	18.800	1'44.652	276,2	13:58'48.527

Lap Seg.1 Seg.2 Seg.3 Seg.4 Lap Time km/h Local Time

Richard Goddard

1		36.313	31.251	18.561	2'57.976	213,0	13:31'25.257
2	22.553	34.841	30.726	18.518	1'46.638	255,3	13:33'11.895
3	21.970	36.139	29.986	18.663	1'46.758	274,8	13:34'58.653
4	22.433	34.488	30.073	18.495	1'45.489	242,7	13:36'44.142
5	22.302	34.474	29.498	18.368	1'44.642	275,5	13:38'28.784
6	22.280	35.519	29.655	18.344	1'45.798	259,6	13:40'14.582
7	21.964	34.220	29.724	18.927	1'44.835	274,8	13:41'59.417
8	21.858	34.056	29.340	18.296	1'43.550	274,8	13:43'42.967
9	21.777	33.883	29.460	18.327	1'43.447	275,5	13:45'26.414
10	21.784	36.436	30.036	18.621	1'46.877	273,4	13:47'13.291
11	22.469	34.221	29.499	18.410	1'44.599	273,4	13:48'57.890
12	22.009	34.053	29.579	18.505	1'44.146	273,4	13:50'42.036
13	21.826	34.078	29.670	1'57.049	3'22.623P	274,8	13:54'04.659
14	24.298	35.300	30.523	18.467	1'48.588P	192,9	13:55'53.247
Jack Bartholomew							
15	22.209	34.656	29.853	18.462	1'45.180	272,0	13:57'38.427
16	22.128	34.384	30.456	18.236	1'45.204	274,8	13:59'23.631
17	22.257	51.785	39.571	21.876	2'15.489	274,8	14:01'39.120
18	26.902	58.168	56.939	39.119	3'01.128	177,3	14:04'40.248
19	45.796	42.345	52.631	21.787	2'42.559	90,5	14:07'22.807
20	22.532	34.320	29.569	18.386	1'44.807	270,0	14:09'07.614
21	22.072	34.895	29.731	18.297	1'44.995	274,8	14:10'52.609
22	21.886	34.185	29.727	18.322	1'44.120	276,2	14:12'36.729
23	21.813	35.462	29.865	18.387	1'45.527	275,5	14:14'22.256
24	22.136	34.050	29.636	18.348	1'44.170	277,6	14:16'06.426
25	21.871	34.425	29.739	18.329	1'44.364	276,9	14:17'50.790
26	22.015	34.186	29.889	18.309	1'44.399	275,5	14:19'35.189

Race Time 51'07.908

Lap Seg.1 Seg.2 Seg.3 Seg.4 Lap Time km/h Local Time

Afiq Yazid

1		34.730	29.464	18.042	2'52.623	226,9	13:31'19.904
2	22.181	33.753	30.065	18.073	1'44.072	273,4	13:33'03.976
3	21.930	33.762	29.361	18.008	1'43.061	271,4	13:34'47.037
4	21.691	33.572	29.363	18.148	1'42.774	272,7	13:36'29.811
5	21.680	33.700	29.815	18.158	1'43.353	273,4	13:38'13.164
6	21.662	33.944	29.217	18.039	1'42.862	274,1	13:39'56.026
7	21.668	33.834	29.357	18.056	1'42.915	273,4	13:41'38.941
8	22.146	33.851	29.928	18.134	1'44.059	273,4	13:43'23.000
9	21.910	33.704	29.491	18.042	1'43.147	273,4	13:45'06.147
10	21.753	33.602	29.403	18.128	1'42.886	272,0	13:46'49.033
11	21.776	33.938	29.505	18.954	1'44.173	273,4	13:48'33.206
Kei Cozzolino							
12	22.059	34.058	29.772	1'58.480	3'24.369P	270,7	13:51'57.575
13	22.746	33.944	29.379	18.144	1'44.213P	192,5	13:53'41.788
14	21.652	33.535	29.335	18.029	1'42.551	274,8	13:55'24.339
15	22.346	33.667	29.325	18.089	1'43.427	276,2	13:57'07.766
16	21.553	33.362	29.245	18.263	1'42.423	274,1	13:58'50.189
17	22.426	33.804	31.669	21.115	1'49.014	277,6	14:00'39.203

17/11/2017

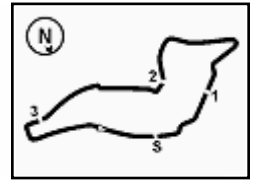
P = Pits In/Out - C = Lap-Time Cancelled

Powered by FICR IMOLA - PERUGIA TIMING





6th ROUND



USA + ASIA - Analysis Race 2

Imola Auto 4.909 m

Start at 13:28'27.281

5 / 6

18	43.500	35.843	29.927	18.229	2'07.499	185,2	14:02'46.702	18	45.617	41.187	49.815	21.907	2'38.526	95,2	14:07'33.192
19	24.836	42.674	39.559	23.281	2'10.350	216,0	14:04'57.052	19	23.927	37.759	32.048	18.806	1'52.540	274,1	14:09'25.732
20	45.872	41.420	49.008	20.658	2'36.958	95,0	14:07'34.010	20	22.525	35.218	30.599	18.692	1'47.034	276,2	14:11'12.766
21	23.228	35.570	30.138	17.984	1'46.920	270,7	14:09'20.930	21	22.696	35.497	30.728	18.999	1'47.920	277,6	14:13'00.686
22	21.582	33.685	29.377	18.048	1'42.692	278,4	14:11'03.622	22	22.907	35.622	30.650	18.785	1'47.964	277,6	14:14'48.650
23	21.565	34.433	29.911	20.625	1'46.534	277,6	14:12'50.156	23	22.556	35.385	30.591	18.706	1'47.238	276,2	14:16'35.888
24	21.819	33.651	29.462	18.094	1'43.026	272,0	14:14'33.182	24	22.455	35.117	30.187	18.562	1'46.321	276,9	14:18'22.209
25	21.549	33.906	29.344	18.083	1'42.882	276,2	14:16'16.064	25	22.686	35.702	30.262	18.764	1'47.414	276,9	14:20'09.623
26	21.604	33.991	30.452	18.477	1'44.524	276,9	14:18'00.588								Race Time 51'42.342
27	21.557	33.620	29.149	17.983	1'42.309	273,4	14:19'42.897								

Race Time 51'15.616

237 GDL Racing Team (1'42.850)

228 X-One Racing Team (1'42.544)								Lap	Seg.1	Seg.2	Seg.3	Seg.4	Lap Time	km/h	Local Time
Milos Pavlovic								1		35.837	29.714	18.181	2'54.892	225,9	13:31'22.173
1		34.609	29.481	18.229	2'52.205	225,5	13:31'19.486	2	22.034	34.263	29.586	18.132	1'44.015	275,5	13:33'06.188
2	22.022	33.759	29.275	18.104	1'43.160	270,7	13:33'02.646	3	21.810	33.990	30.665	18.200	1'44.665	276,2	13:34'50.853
3	21.830	33.557	29.058	18.099	1'42.544	271,4	13:34'45.190	4	21.950	33.922	29.818	18.082	1'43.772	276,9	13:36'34.625
4	21.738	33.504	29.220	18.151	1'42.613	271,4	13:36'27.803	5	21.829	34.339	29.534	18.064	1'43.766	278,4	13:38'18.391
5	21.751	33.823	29.876	18.112	1'43.562	272,0	13:38'11.365	6	21.747	33.985	29.725	18.086	1'43.543	276,2	13:40'01.934
6	21.761	33.645	29.203	18.115	1'42.724	271,4	13:39'54.089	7	21.745	33.735	29.639	18.005	1'43.124	275,5	13:41'45.058
7	21.804	33.649	29.211	18.048	1'42.712	271,4	13:41'36.801	8	21.727	33.704	29.436	18.006	1'42.873	274,1	13:43'27.931
8	21.748	33.739	29.171	18.080	1'42.738	272,0	13:43'19.539	9	21.743	33.692	29.449	17.966	1'42.850	272,7	13:45'10.781
9	21.752	33.729	29.155	18.123	1'42.759	270,7	13:45'02.298	10	21.689	33.738	29.935	18.018	1'43.380	274,1	13:46'54.161
10	21.738	33.834	29.309	18.079	1'42.960	272,0	13:46'45.258	11	21.767	33.819	29.351	18.030	1'42.967	274,8	13:48'37.128
11	21.763	33.726	29.289	18.422	1'43.200	271,4	13:48'28.458	12	22.271	33.885	29.390	18.031	1'43.577	276,2	13:50'20.705
12	21.781	33.659	29.159	18.160	1'42.759	272,0	13:50'11.217	13	21.704	33.782	29.458	17.995	1'42.939	273,4	13:52'03.644
13	21.780	33.848	29.265	18.062	1'42.955	272,0	13:51'54.172	14	21.728	33.825	30.042	18.122	1'43.717	276,2	13:53'47.361
14	21.712	33.673	29.712	18.116	1'43.213	272,0	13:53'37.385	15	21.724	33.858	29.699	1'57.550	3'22.831P	275,5	13:57'10.192
Andrew Haryanto								16	25.579	35.944	30.882	18.834	1'51.239P	191,2	13:59'01.431
15	22.400	34.104	29.530	1'55.307	3'21.341P	274,1	13:56'58.726	17	22.711	37.620	32.445	19.466	1'52.242	268,0	14:00'53.673
16	23.126	35.393	30.262	18.623	1'47.404P	192,5	13:58'46.130	18	35.510	39.357	32.739	19.265	2'06.871	224,1	14:03'00.544
17	22.631	34.926	32.563	20.789	1'50.909	272,7	14:00'37.039	19	24.788	37.354	36.010	22.460	2'00.612	211,8	14:05'01.156
18	35.654	36.601	30.113	19.061	2'01.429	175,0	14:02'38.468	20	45.768	41.510	48.897	20.688	2'36.863	86,3	14:07'38.019
19	30.482	44.083	39.238	23.643	2'17.446	155,6	14:04'55.914	21	24.539	36.212	31.227	19.255	1'51.233	219,1	14:09'29.252
20	45.415	41.804	48.970	21.472	2'37.661	100,0	14:07'33.575	22	22.981	36.443	31.053	18.887	1'49.364	273,4	14:11'18.616
21	24.512	35.718	30.711	18.813	1'49.754	274,8	14:09'23.329	23	22.495	35.413	30.355	18.594	1'46.857	276,9	14:13'05.473
22	23.327	35.042	30.225	18.662	1'47.256	276,2	14:11'10.585	24	22.544	35.370	30.532	18.675	1'47.121	274,8	14:14'52.594
23	22.357	34.508	29.955	20.242	1'47.062	274,1	14:12'57.647	25	22.222	34.944	30.229	18.540	1'45.935	275,5	14:16'38.529
24	23.061	35.792	30.112	18.720	1'47.685	270,0	14:14'45.332	26	22.341	34.607	30.087	18.560	1'45.595	274,8	14:18'24.124
25	22.347	34.699	30.095	18.688	1'45.829	272,7	14:16'31.161	27	22.346	34.963	30.678	18.719	1'46.706	276,2	14:20'10.830
26	22.504	34.537	29.959	18.749	1'45.749	272,7	14:18'16.910								Race Time 51'43.549
27	22.483	34.388	29.847	18.667	1'45.385	272,7	14:20'02.295								

Race Time 51'35.014 + 0.810Pen

250 FFF Racing Team (1'42.329)

233 Leipert Motorsport (1'44.640)								Lap	Seg.1	Seg.2	Seg.3	Seg.4	Lap Time	km/h	Local Time
Maxx Ebenal								1		35.300	29.501	18.426	2'54.529	224,5	13:31'21.810
1		36.171	30.095	18.289	2'56.288	226,9	13:31'23.569	2	21.924	34.304	29.444	18.156	1'43.828	274,8	13:33'05.638
2	22.584	35.315	30.013	18.267	1'46.179	276,9	13:33'09.748	3	21.959	34.135	29.788	18.207	1'44.089	274,8	13:34'49.727
3	22.503	34.567	30.073	18.445	1'45.588	274,8	13:34'55.336	4	21.776	33.776	28.984	18.127	1'42.663	274,1	13:36'32.390
4	22.119	34.608	30.011	18.182	1'44.920	275,5	13:36'40.256	5	21.745	33.526	29.014	18.194	1'42.479	274,8	13:38'14.869
5	22.057	34.630	29.958	18.259	1'44.904	276,2	13:38'25.160	6	21.945	33.643	29.176	18.116	1'42.880	274,8	13:39'57.749
6	22.034	34.560	29.695	18.351	1'44.640	276,2	13:40'09.800	7	21.651	33.479	29.098	18.101	1'42.329	273,4	13:41'40.078
7	22.157	34.973	29.923	18.524	1'45.577	276,9	13:41'55.377	8	21.718	33.891	29.821	18.215	1'43.645	274,8	13:43'23.723
8	22.002	34.664	30.039	18.334	1'45.039	275,5	13:43'40.416	9	21.797	33.590	29.273	18.207	1'42.867	274,1	13:45'06.590
9	22.136	34.596	29.849	18.260	1'44.841	275,5	13:45'25.257	10	21.824	33.665	29.305	18.138	1'42.932	274,1	13:46'49.522
Mikko Eskelinen								11	21.752	33.872	29.448	20.032	1'45.104	275,5	13:48'34.626
10	22.090	1'02.301	1'05.414	3'17.119	5'46.924P	275,5	13:51'12.181	12	22.351	34.089	29.247	18.282	1'43.969	271,4	13:50'18.595
11	30.735	40.860	33.107	19.107	2'03.809P	159,3	13:53'15.990	13	21.896	34.031	29.622	18.272	1'43.821	275,5	13:52'02.416
12	23.166	35.690	30.989	18.757	1'48.602	272,0	13:55'04.592	14	22.121	34.212	29.473	2'55.226	4'21.032P	274,8	13:56'23.448
13	22.591	35.579	31.088	18.766	1'48.024	274,1	13:56'52.616	15	28.681	39.726	32.982	19.349	2'00.738P	169,5	13:58'24.186
14	22.623	35.341	30.975	18.704	1'47.643	274,8	13:58'40.259	16	24.252	36.767	32.396	20.324	1'53.739	258,4	14:00'17.925
15	22.641	34.845	32.651	20.113	1'50.250	274,8	14:00'30.509	17	29.522	39.410	38.390	24.338	2'11.660	194,2	14:02'29.585
16	26.875	37.876	34.113	22.830	2'01.694	224,5	14:02'32.203	18	34.077	45.908	40.119	23.920	2'24.024	144,2	14:04'53.609
17	33.504	45.234	40.220	23.505	2'22.463	135,3	14:04'54.666	19	44.326	40.574	51.348	21.596	2'37.844	94,8	14:07'31.453

17/11/2017

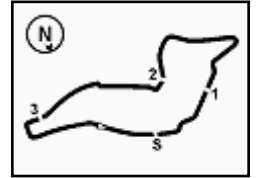
P = Pits In/Out - C = Lap-Time Cancelled

Powered by FICR IMOLA - PERUGIA TIMING





6th ROUND



USA + ASIA - Analysis Race 2

Imola Auto 4.909 m

Start at 13:28'27.281

6 / 6

20	23.426	36.705	32.066	18.936	1'51.133	256,5	14:09'22.586	23	23.732	37.991	32.394	20.186	1'54.303	272,0	14:15'04.848
21	24.493	35.638	30.630	18.684	1'49.445	264,7	14:11'12.031	24	23.891	37.872	31.678	19.398	1'52.839	268,7	14:16'57.687
22	22.998	35.451	30.555	19.068	1'48.072	273,4	14:13'00.103	25	23.577	36.548	31.784	19.471	1'51.380	272,0	14:18'49.067
23	22.911	35.350	30.526	18.737	1'47.524	276,2	14:14'47.627	26	23.665	36.819	32.236	19.443	1'52.163	272,0	14:20'41.230
24	22.983	35.460	30.365	18.616	1'47.424	274,8	14:16'35.051								
25	22.851	35.006	30.082	18.478	1'46.417	274,1	14:18'21.468								
26	23.161	35.412	30.254	18.891	1'47.718	264,7	14:20'09.186								

Race Time 51'41.905

277 Top Speed Racing Team (1'46.917)

257 GDL Racing Team (1'46.470)

Lap	Seg.1	Seg.2	Seg.3	Seg.4	Lap Time	km/h	Local Time
Andres Josephsohn							
1		37.773	31.075	18.855	3'01.644	222,7	13:31'28.925
2	22.877	35.782	30.600	18.654	1'47.913	274,8	13:33'16.838
3	22.464	35.428	31.032	19.069	1'47.993	274,1	13:35'04.831
4	22.608	35.125	30.584	18.869	1'47.186	274,1	13:36'52.017
5	22.551	34.994	30.915	18.780	1'47.240	273,4	13:38'39.257
6	22.469	34.936	30.410	18.777	1'46.592	274,1	13:40'25.849
7	22.672	35.140	30.661	18.836	1'47.309	268,7	13:42'13.158
8	22.583	36.904	30.874	18.711	1'49.072	272,7	13:44'02.230
9	22.689	35.204	30.797	19.722	1'48.412	274,8	13:45'50.642
10	22.527	37.604	31.280	18.855	1'50.266	272,0	13:47'40.908
11	23.181	35.362	31.034	18.790	1'48.367	248,8	13:49'29.275
12	22.761	35.289	31.246	2'04.172	3'33.468P	268,0	13:53'02.743
13	23.265	36.585	30.468	18.725	1'49.043P	192,5	13:54'51.786
14	22.529	35.564	30.877	18.694	1'47.664	273,4	13:56'39.450
15	22.569	35.394	31.080	18.582	1'47.625	273,4	13:58'27.075
16	24.722	35.542	31.626	23.911	1'55.801	271,4	14:00'22.876
17	32.114	38.846	34.647	22.811	2'08.418	176,5	14:02'31.294
18	33.879	44.926	40.336	23.792	2'22.933	141,5	14:04'54.227
19	44.918	41.025	50.176	21.530	2'37.649	91,9	14:07'31.876
20	23.329	38.618	35.473	23.040	2'00.460	263,4	14:09'32.336
21	23.956	36.599	31.413	18.918	1'50.886	236,3	14:11'23.222
22	22.889	35.447	31.614	18.905	1'48.855	272,0	14:13'12.077
23	22.992	36.169	30.980	18.662	1'48.803	262,8	14:15'00.880
24	22.337	35.146	30.327	18.660	1'46.470	273,4	14:16'47.350
25	22.696	34.934	30.697	18.792	1'47.119	273,4	14:18'34.469
26	22.443	35.613	31.180	19.007	1'48.243	272,0	14:20'22.712

Race Time 51'55.431

288 Petri Corse (1'47.858)

Lap	Seg.1	Seg.2	Seg.3	Seg.4	Lap Time	km/h	Local Time
George Chou							
1		36.924	31.047	18.993	3'00.638	228,8	13:31'27.919
2	22.756	36.043	30.100	18.667	1'47.566	273,4	13:33'15.485
3	22.629	35.862	30.519	18.835	1'47.845	272,7	13:35'03.330
4	22.696	35.666	30.359	18.960	1'47.681	272,7	13:36'51.011
5	22.529	35.194	30.278	18.800	1'46.801	272,7	13:38'37.812
6	22.471	35.252	30.423	18.875	1'47.021	271,4	13:40'24.833
7	22.453	35.441	30.024	18.834	1'46.752	272,0	13:42'11.585
8	22.469	35.420	30.244	19.349	1'47.482	270,7	13:43'59.067
9	23.539	35.699	30.460	18.929	1'48.627	246,6	13:45'47.694
10	22.973	36.172	31.717	18.773	1'49.635	272,0	13:47'37.329
11	23.317	35.570	30.656	18.823	1'48.366	271,4	13:49'25.695
12	22.379	35.599	30.408	18.759	1'47.145	271,4	13:51'12.840
13	23.956	35.346	30.406	18.572	1'48.280	272,0	13:53'01.120
14	22.472	36.689	30.806	19.061	1'49.028	271,4	13:54'50.148
Samson Chan							
15	23.440	35.159	30.521	1'59.496	3'28.616P	250,0	13:58'18.764
16	26.489	37.568	31.910	19.676	1'55.643P	184,9	14:00'14.407
17	25.824	39.796	42.301	24.006	2'11.927	128,2	14:02'26.334
18	34.314	46.305	39.551	24.125	2'24.295	128,0	14:04'50.629
19	43.944	41.573	51.447	21.800	2'38.764	99,7	14:07'29.393
20	24.443	38.736	35.181	19.504	1'57.864	266,7	14:09'27.257
21	23.804	36.668	31.822	20.203	1'52.497	274,1	14:11'19.754
22	23.513	36.238	31.646	19.394	1'50.791	272,0	14:13'10.545

Lap	Seg.1	Seg.2	Seg.3	Seg.4	Lap Time	km/h	Local Time	
Supachai Weerabornpong								
1			37.835	31.009	19.298	3'02.617	226,9	13:31'29.898
2	22.868	35.646	30.537	19.099	1'48.150	276,9	13:33'18.048	
3	23.006	36.174	30.746	19.133	1'49.059	274,8	13:35'07.107	
4	22.788	35.852	30.510	19.138	1'48.288	276,2	13:36'55.395	
5	22.856	35.680	30.573	18.991	1'48.100	275,5	13:38'43.495	
6	22.667	35.773	30.693	20.191	1'49.324	274,8	13:40'32.819	
7	22.688	35.757	30.461	19.049	1'47.955	270,0	13:42'20.774	
8	22.853	35.868	31.350	18.700	1'49.771	234,3	13:44'10.545	
9	22.812	35.674	30.446	18.742	1'47.674	275,5	13:45'58.219	
10	22.567	35.650	30.435	18.997	1'47.649	275,5	13:47'45.868	
11	23.207	37.148	33.384	2'08.040	3'41.779P	262,1	13:51'27.647	
12	24.291	35.397	30.537	19.140	1'49.365P	189,8	13:53'17.012	
13	23.766	35.765	30.972	18.988	1'49.491	257,8	13:55'06.503	
14	23.691	35.889	31.633	18.995	1'50.208	271,4	13:56'56.711	
15	22.633	35.190	30.444	18.650	1'46.917	274,1	13:58'43.628	
16	5'25.655	37.776	31.409	19.681	6'54.521	275,5	14:05'38.149	
17	23.828	37.008	40.610	20.712	2'02.158	257,1	14:07'40.307	
18	23.789	36.810	31.671	19.842	1'52.112	257,8	14:09'32.419	
19	24.756	36.798	30.864	19.268	1'51.686	219,1	14:11'24.105	
20	23.823	36.082	30.669	19.300	1'49.874	242,2	14:13'13.979	
21	23.239	36.758	31.944	19.755	1'51.696	275,5	14:15'05.675	
22	24.250	37.208	31.425	19.973	1'52.856	253,5	14:16'58.531	
23	23.558	36.774	31.051	19.676	1'51.059	265,4	14:18'49.590	
24	24.081	36.876	31.541	19.528	1'52.026	255,9	14:20'41.616	

Race Time 52'14.335

Lap	Seg.1	Seg.2	Seg.3	Seg.4	Lap Time	km/h	Local Time
Gabriele Murrioni							
1		38.633	31.364	19.418	3'04.608	212,6	13:31'31.889
2	22.814	36.169	31.356	19.166	1'49.505	269,3	13:33'21.394
3	23.167	35.838	30.716	19.076	1'48.797	266,7	13:35'10.191
4	22.677	35.839	30.986	19.072	1'48.574	272,0	13:36'58.765
5	22.766	35.966	31.107	19.980	1'49.819	268,0	13:38'48.584
6	23.380	35.958	31.150	19.485	1'49.973	259,6	13:40'38.557
7	22.934	36.617	31.184	19.493	1'50.228	266,7	13:42'28.785
8	23.299	35.908	30.943	19.186	1'49.336	263,4	13:44'18.121
9	23.540	37.633	30.878	20.473	1'52.524	252,9	13:46'10.645
10	23.181	35.996	31.287	19.259	1'49.723	260,2	13:48'00.368
11	23.744	35.916	30.699	19.464	1'49.823	255,3	13:49'50.191
12	23.474	36.301	31.269	2'01.809	3'32.853P	264,7	13:53'23.044
13	23.554	35.750	30.585	19.165	1'49.054P	193,2	13:55'12.098
14	22.840	35.361	30.466	19.191	1'47.858	269,3	13:56'59.956
15	22.969	35.804	32.000	19.401	1'50.174	254,7	13:58'50.130
16	24.284	36.375	33.256	19.749	1'53.664	238,9	14:00'43.794
17	41.587	40.794	32.873	19.684	2'14.938	212,6	14:02'58.732
18	25.083	37.517	35.545	22.449	2'00.594	215,1	14:04'59.326
19	45.688	41.780	48.831	21.614	2'37.913	78,4	14:07'37.239
20	24.503	37.867	32.735	19.541	1'54.646	245,5	14:09'31.885
21	24.043	36.341	31.518	19.567	1'51.469	235,3	14:11'23.354
22	25.084	36.399	31.879	19.653	1'53.015	236,8	14:13'16.369
23	23.603	36.161	31.841	19.431	1'51.036	259,6	14:15'07.405
24	23.236	37.290	31.878	19.375	1'51.779	266,0	14:16'59.184
25	23.459	36.756	31.855	19.518	1'51.588	261,5	14:18'50.772
26	23.653	37.036	31.621	19.844	1'52.154	249,4	14:20'42.926

Race Time 52'15.645

17/11/2017

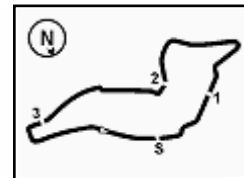
P = Pits In/Out - C = Lap-Time Cancelled

Powered by FICR IMOLA - PERUGIA TIMING





6th ROUND



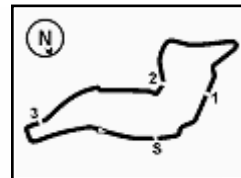
Imola Auto 4.909 m

USA + ASIA - Pit Times Race 2

No.	Entrant	Driver		Race Time	Local Time	Time
101	Wayne Taylor Racing	T.HINDMAN	PIT IN	24'04.337	13:52'31.618	
		R.AGOSTINI	PIT OUT	25'45.141	13:54'12.422	1'40.804
102	XR Consulting, LLC	R.HARDWICK	PIT IN	21'12.006	13:49'39.287	
			PIT OUT	22'59.542	13:51'26.823	1'47.536
103	Antonelli	R.CHOUEST	PIT IN	10'44.751	13:39'12.032	
			PIT OUT	18'17.607	13:46'44.888	7'32.856
			PIT IN	27'18.329	13:55'45.610	
			PIT OUT	29'06.122	13:57'33.403	1'47.793
110	Wayne Taylor Racing	K.LEGGE	PIT IN	24'21.099	13:52'48.380	
		M.BERETTA	PIT OUT	26'01.434	13:54'28.715	1'40.335
111	Wayne Taylor Racing	S.MONK	PIT IN	21'04.308	13:49'31.589	
			PIT OUT	22'55.241	13:51'22.522	1'50.933
116	Change Racing	A.VERSTEEG	PIT IN	24'32.576	13:52'59.857	
			PIT OUT	26'18.481	13:54'45.762	1'45.905
118	Change Racing	E.ANASSIS	PIT IN	21'06.613	13:49'33.894	
			PIT OUT	22'49.660	13:51'16.941	1'43.047
130	Change Racing	B.GDOVIC	PIT IN	22'32.452	13:50'59.733	
			PIT OUT	24'16.403	13:52'43.684	1'43.951
134	Change Racing	J.MUL	PIT IN	20'40.649	13:49'07.930	
			PIT OUT	22'24.295	13:50'51.576	1'43.646
150	Change Racing	T.PROTO	PIT IN	21'05.092	13:49'32.373	
		E.PISCOPO	PIT OUT	22'46.357	13:51'13.638	1'41.265
155	XR Consulting, LLC	Y.HARATA	PIT IN	24'34.966	13:53'02.247	
			PIT OUT	26'19.450	13:54'46.731	1'44.484
157	Wayne Taylor Racing	C.CASSELS	PIT IN	21'36.008	13:50'03.289	
			PIT OUT	23'20.770	13:51'48.051	1'44.762
178	Antonelli	J.PEREZ	PIT IN	22'56.266	13:51'23.547	
			PIT OUT	24'43.111	13:53'10.392	1'46.845
202	Leipert Motorsport	R.COLLINGBOURNE	PIT IN	20'33.985	13:49'01.266	
		B.GERSEKOWSKI	PIT OUT	22'15.218	13:50'42.499	1'41.233
203	Lazarus	A.JANOSZ	PIT IN	20'20.201	13:48'47.482	
		T.SOWERY	PIT OUT	23'21.338	13:51'48.619	3'01.137
205	FFF Racing Team	R.GODDARD	PIT IN	23'55.916	13:52'23.197	
			PIT OUT	25'37.378	13:54'04.659	1'41.462
211	Clazzio Racing Team	A.YAZID	PIT IN	21'47.523	13:50'14.804	
		K.COZZOLINO	PIT OUT	23'30.294	13:51'57.575	1'42.771
228	X-One Racing Team	M.PAVLOVIC	PIT IN	26'51.735	13:55'19.016	
		A.HARYANTO	PIT OUT	28'31.445	13:56'58.726	1'39.710
233	Leipert Motorsport	M.EBENAL	PIT IN	20'18.020	13:48'45.301	
		M.ESKELINEN	PIT OUT	22'44.900	13:51'12.181	2'26.880
237	GDL Racing Team	R.BREUKERS	PIT IN	27'00.245	13:55'27.526	
		N.FARMER	PIT OUT	28'42.911	13:57'10.192	1'42.666



6th ROUND



Imola Auto 4.909 m

USA + ASIA - Pit Times Race 2

No.	Entrant	Driver		Race Time	Local Time	Time
250	FFF Racing Team	A.DI FOLCO	PIT IN	25'17.008	13:53'44.289	
		C.SCHREINER	PIT OUT	27'56.167	13:56'23.448	2'39.159
257	GDL Racing Team	A.JOSEPHSOHN	PIT IN	22'48.662	13:51'15.943	
			PIT OUT	24'35.462	13:53'02.743	1'46.800
266	Top Speed Racing Team	G.CHOU	PIT IN	28'08.598	13:56'35.879	
		S.CHAN	PIT OUT	29'51.483	13:58'18.764	1'42.885
277	Top Speed Racing Team	S.WEERABORWORNPON	PIT IN	21'10.816	13:49'38.097	
			PIT OUT	23'00.366	13:51'27.647	1'49.550
288	Petri Corse	G.MURRONI	PIT IN	23'10.876	13:51'38.157	
			PIT OUT	24'55.763	13:53'23.044	1'44.887
117		Brian Thienes				