

Imola Auto 4.909 m

1 / 2

USA + ASIA - Results by Group Race 2

ASIA

Laps 27 = 132,543 km - Avg 155,141 km/h - Race Time 51'15.616

No.	Driver 1 Entrant	Driver 2 Team	Car	Class	Laps	Time	Gap	Rel.	Fastest Lap
1	211 YAZID Afiq (MAS) 1'42.774 CLAZZIO RACING TEAM	COZZOLINO Kei (JPN) Clazzio Racing	Lamborghini Huracán	ASIA-A-P	27	51'15.616			27 1'42.309
2P	228 HARYANTO Andrew (INA) 1'45.385 X-ONE RACING TEAM	PAVLOVIC Milos (SRB) X-One Racing Team	Lamborghini Huracán	ASIA-A-PA	27	51'35.824	20.208	20.208	3 1'42.544
3	237 BREUKERS Rik (NLD) GDL RACING TEAM	FARMER Nigel (HKG) 1'45.595 GDL Racing Team	Lamborghini Huracán	ASIA-A-PA	27	51'43.549	27.933	7.725	9 1'42.850
4	205 BARTHOLOMEW Jack (GBR) 1'44.120 FFF RACING TEAM	GODDARD Richard (AUS) FFF Racing Team	Lamborghini Huracán	ASIA-A-P	26	51'07.908	1 Lap	1 Lap	9 1'43.447
5	202 GERSEKOWSKI Ben (AUS) LEIPERT MOTORSPORT	COLLINGBOURNE Rory (GBR) 1'44.750 Leipert Motorsport	Lamborghini Huracán	ASIA-A-P	26	51'08.810	1 Lap	0.902	16 1'43.842
6	203 JANOSZ Artur (POL) 1'43.764 LAZARUS	SOWERY Toby (GBR) Lazarus	Lamborghini Huracán	ASIA-A-P	26	51'25.841	1 Lap	17.031	21 1'42.533
7	250 SCHREINER Carrie (DEU) 1'46.417 FFF RACING TEAM	DI FOLCO Alberto (ITA) FFF Racing Team	Lamborghini Huracán	ASIA-A-PA	26	51'41.905	1 Lap	16.064	7 1'42.329
8	257 JOSEPHSOHN Andres (ARG) GDL RACING TEAM	GDL Racing Team	Lamborghini Huracán	ASIA-A-AM	26	51'55.431	1 Lap	13.526	24 1'46.470
9	266 CHOU George (TPE) TOP SPEED RACING TEAM	CHAN Samson (HKG) 1'50.791 Top Speed Racing Team	Lamborghini Huracán	ASIA-A-AM	26	52'13.949	1 Lap	18.518	7 1'46.752
10	288 MURRONI Gabriele (ITA) PETRI CORSE	Petri Corse	Lamborghini Huracán	ASIA-A-LC	26	52'15.645	1 Lap	1.696	14 1'47.858
11	233 ESKELINEN Mikko (FIN) 1'46.321 LEIPERT MOTORSPORT	EBENAL Maxx (CAN) Leipert Motorsport	Lamborghini Huracán	ASIA-A-PA	25	51'42.342	2 Laps	1 Lap	6 1'44.640
12	277 WEERABORWORN PONG Supachai (THA) TOP SPEED RACING TEAM	Siam Gas Racing Team	Lamborghini Huracán	ASIA-A-LC	24	52'14.335	3 Laps	1 Lap	15 1'46.917

Starting: 12 Not Started: 0 Retired: 0 Not Classified: 0 Classified: 12 Disqualified: 0

Fastest Lap N. 27 No. 211 Kei Cozzolino Time 1'42.309 Avg. 172,736 Km/h

Race Director : Galbiati Daniele

Clerk of the Course : Ghinassi Massimiliano

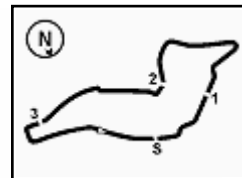
17/11/2017 Start 13:29 End 14:20

The results are provisional until the end of the time limit for protests and appeals and the completion of the technical checks.

Powered by FICR IMOLA - PERUGIA TIMING



6th ROUND



Imola Auto 4.909 m

2 / 2

USA + ASIA - Results by Group Race 2

USA

Laps 27 = 132,543 km - Avg 156,391 km/h - Race Time 50'51.040

No.	Driver 1 Entrant	Driver 2 Team	Car	Class	Laps	Time	Gap	Rel.	Fastest Lap
1	101 HINDMAN Trent (USA) 1'42.509 WAYNE TAYLOR RACING	AGOSTINI Riccardo (ITA) Prestige Performance	Lamborghini Huracán	USA-N-P	27	50'51.040		27	1'42.030
2	134 MUL Jeroen (NLD) CHANGE RACING	Change Racing	Lamborghini Huracán	USA-N-P	27	50'58.141	7.101	7.101	25 1'42.551
3	130 GDOVIC Brandon (USA) CHANGE RACING	DAC Motorsports	Lamborghini Huracán	USA-N-P	27	51'02.741	11.701	4.600	27 1'43.019
4	110 BERETTA Michele (ITA) WAYNE TAYLOR RACING	LEGGI Katherine (GBR) 1'43.388 Prestige Performance	Lamborghini Huracán	USA-N-P	27	51'03.799	12.759	1.058	27 1'42.434
5	150 PISCOPO Edoardo (ITA) CHANGE RACING	PROTO Taylor (GBR) 1'44.552 US RaceTronics	Lamborghini Huracán	USA-N-PA	27	51'08.543	17.503	4.744	17 1'43.438
6	116 VERSTEEG Austin (USA) CHANGE RACING	Change Racing	Lamborghini Huracán	USA-N-PA	27	51'09.735	18.695	1.192	17 1'43.730
7	155 HARATA Yuki (JPN) XR CONSULTING, LLC	Dream Racing Motorsport	Lamborghini Huracán	USA-N-AM	27	51'10.823	19.783	1.088	26 1'43.766
8	118 ANASSIS Emmanuel (CAN) CHANGE RACING	DAC Motorsports	Lamborghini Huracán	USA-N-AM	27	51'19.732	28.692	8.909	6 1'44.447
9	102 HARDWICK Ryan (USA) XR CONSULTING, LLC	Dream Racing Motorsport	Lamborghini Huracán	USA-N-LC	27	51'25.288	34.248	5.556	22 1'43.854
10	157 CASSELS Cameron (USA) WAYNE TAYLOR RACING	Prestige Performance	Lamborghini Huracán	USA-N-LC	27	51'50.633	59.593	25.345	4 1'46.081
11	111 MONK Sheena (USA) WAYNE TAYLOR RACING	Prestige Performance	Lamborghini Huracán	USA-N-LC	26	52'13.330	1 Lap	1 Lap	13 1'49.463
12	103 CHOUET Ross (USA) ANTONELLI	Antonelli	Lamborghini Huracán	USA-N-AM	23	52'01.622	4 Laps	3 Laps	3 1'46.038
13	178 PEREZ JC (COL) ANTONELLI	Antonelli	Lamborghini Huracán	USA-N-LC	22	42'35.255	5 Laps	1 Lap	22 1'43.942
----- Not Classified -----									
RET	117 THIENES Brian (USA) CHANGE RACING	US RaceTronics	Lamborghini Huracán	USA-N-AM	0				

Starting: 14 Not Started: 0 Retired: 1 Not Classified: 0 Classified: 13 Disqualified: 0

Fastest Lap N. 27 No. 101 Riccardo Agostini Time 1'42.030 Avg. 173,208 Km/h

Car n. 228 Time Penalty + 0,810 sec - pit stop time infringement

Humidity	63%	AIR	12°C
Condition	DRY	Temp	15°C

Race Director : Galbiati Daniele

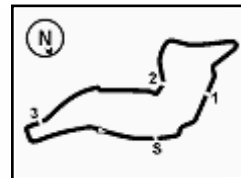
Clerk of the Course : Ghinassi Massimiliano

17/11/2017 Start 13:29 End 14:20

The results are provisional until the end of the time limit for protests and appeals and the completion of the technical checks.

Powered by FICR IMOLA - PERUGIA TIMING





Imola Auto 4.909 m

1 / 3

USA + ASIA - Results by Class Race 2

ASIA / ASIA AM

Laps 26 = 127,634 km - Avg 147,486 km/h - Race Time 51'55.431

No.	Driver 1 Entrant	Driver 2 Team	Car	Laps	Time	Gap	Rel.	Fastest Lap
1	257 JOSEPHSOHN Andres (ARG) GDL RACING TEAM	GDL Racing Team	Lamborghini Huracán	26	51'55.431		24	1'46.470
2	266 CHOU George (TPE) TOP SPEED RACING TEAM	CHAN Samson (HKG) 1'50.791 Top Speed Racing Team	Lamborghini Huracán	26	52'13.949	18.518	18.518	7 1'46.752

Starting: 2 Not Started: 0 Retired: 0 Not Classified: 0 Classified: 2 Disqualified: 0

Fastest Lap N. 24 No. 257 Andres Josephsohn Time 1'46.470 Avg. 165,985 Km/h

ASIA / ASIA LB CUP

Laps 26 = 127,634 km - Avg 146,535 km/h - Race Time 52'15.645

No.	Driver 1 Entrant	Driver 2 Team	Car	Laps	Time	Gap	Rel.	Fastest Lap
1	288 MURRONI Gabriele (ITA) PETRI CORSE	Petri Corse	Lamborghini Huracán	26	52'15.645		14	1'47.858
2	277 WEERABORWORNONG Supachai (THA) TOP SPEED RACING TEAM	Siam Gas Racing Team	Lamborghini Huracán	24	52'14.335	2 Laps	2 Laps	15 1'46.917

Starting: 2 Not Started: 0 Retired: 0 Not Classified: 0 Classified: 2 Disqualified: 0

Fastest Lap N. 15 No. 277 Supachai Weeraborwornpong Time 1'46.917 Avg. 165,291 Km/h

ASIA / ASIA PRO

Laps 27 = 132,543 km - Avg 155,141 km/h - Race Time 51'15.616

No.	Driver 1 Entrant	Driver 2 Team	Car	Laps	Time	Gap	Rel.	Fastest Lap
1	211 YAZID Afiq (MAS) 1'42.774 CLAZZIO RACING TEAM	COZZOLINO Kei (JPN) Clazzio Racing	Lamborghini Huracán	27	51'15.616		27	1'42.309
2	205 BARTHOLOMEW Jack (GBR) 1'44.120 FFF RACING TEAM	GODDARD Richard (AUS) FFF Racing Team	Lamborghini Huracán	26	51'07.908	1 Lap	1 Lap	9 1'43.447
3	202 GERSEKOWSKI Ben (AUS) LEIPERT MOTORSPORT	COLLINGBOURNE Rory (GBR) 1'44.750 Leipert Motorsport	Lamborghini Huracán	26	51'08.810	1 Lap	0.902	16 1'43.842
4	203 JANOSZ Artur (POL) 1'43.764 LAZARUS	SOWERY Toby (GBR) Lazarus	Lamborghini Huracán	26	51'25.841	1 Lap	17.031	21 1'42.533

Starting: 4 Not Started: 0 Retired: 0 Not Classified: 0 Classified: 4 Disqualified: 0

Fastest Lap N. 27 No. 211 Kei Cozzolino Time 1'42.309 Avg. 172,736 Km/h

ASIA / ASIA PRO-AM

Laps 27 = 132,543 km - Avg 154,129 km/h - Race Time 51'35.824

No.	Driver 1 Entrant	Driver 2 Team	Car	Laps	Time	Gap	Rel.	Fastest Lap
1P	228 HARYANTO Andrew (INA) 1'45.385 X-ONE RACING TEAM	PAVLOVIC Milos (SRB) X-One Racing Team	Lamborghini Huracán	27	51'35.824		3	1'42.544
2	237 BREUKERS Rik (NLD) GDL RACING TEAM	FARMER Nigel (HKG) 1'45.595 GDL Racing Team	Lamborghini Huracán	27	51'43.549	7.725	7.725	9 1'42.850
3	250 SCHREINER Carrie (DEU) 1'46.417 FFF RACING TEAM	DI FOLCO Alberto (ITA) FFF Racing Team	Lamborghini Huracán	26	51'41.905	1 Lap	1 Lap	7 1'42.329
4	233 ESKELINEN Mikko (FIN) 1'46.321 LEIPERT MOTORSPORT	EBENAL Maxx (CAN) Leipert Motorsport	Lamborghini Huracán	25	51'42.342	2 Laps	1 Lap	6 1'44.640

Starting: 4 Not Started: 0 Retired: 0 Not Classified: 0 Classified: 4 Disqualified: 0

Fastest Lap N. 7 No. 250 Carrie Schreiner Time 1'42.329 Avg. 172,702 Km/h

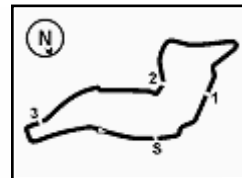
Race Director : Galbiati Daniele

Clerk of the Course : Ghinassi Massimiliano

17/11/2017 Start 13:29 End 14:20

The results are provisional until the end of the time limit for protests and appeals and the completion of the technical checks.

Powered by FICR IMOLA - PERUGIA TIMING



Imola Auto 4.909 m

2 / 3

USA + ASIA - Results by Class Race 2

USA / NORTH AMERICA AM

Laps 27 = 132,543 km - Avg 155,383 km/h - Race Time 51'10.823

No.	Driver 1 Entrant	Driver 2 Team	Car	Laps	Time	Gap	Rel.	Fastest Lap
1	155 HARATA Yuki (JPN) XR CONSULTING, LLC	Dream Racing Motorsport	Lamborghini Huracán	27	51'10.823		26	1'43.766
2	118 ANASSIS Emmanuel (CAN) CHANGE RACING	DAC Motorsports	Lamborghini Huracán	27	51'19.732	8.909	8.909	6 1'44.447
3	103 CHOUET Ross (USA) ANTONELLI	Antonelli	Lamborghini Huracán	23	52'01.622	4 Laps	4 Laps	3 1'46.038
----- Not Classified -----								
RET	117 THIENES Brian (USA) CHANGE RACING	US RaceTronics	Lamborghini Huracán	0				

Starting: 4 Not Started: 0 Retired: 1 Not Classified: 0 Classified: 3 Disqualified: 0

Fastest Lap N. 26 No. 155 Yuki Harata Time 1'43.766 Avg. 170,310 Km/h

USA / NORTH AMERICA LB CUP

Laps 27 = 132,543 km - Avg 154,655 km/h - Race Time 51'25.288

No.	Driver 1 Entrant	Driver 2 Team	Car	Laps	Time	Gap	Rel.	Fastest Lap
1	102 HARDWICK Ryan (USA) XR CONSULTING, LLC	Dream Racing Motorsport	Lamborghini Huracán	27	51'25.288		22	1'43.854
2	157 CASSELS Cameron (USA) WAYNE TAYLOR RACING	Prestige Performance	Lamborghini Huracán	27	51'50.633	25.345	25.345	4 1'46.081
3	111 MONK Sheena (USA) WAYNE TAYLOR RACING	Prestige Performance	Lamborghini Huracán	26	52'13.330	1 Lap	1 Lap	13 1'49.463
4	178 PEREZ JC (COL) ANTONELLI	Antonelli	Lamborghini Huracán	22	42'35.255	5 Laps	4 Laps	22 1'43.942

Starting: 4 Not Started: 0 Retired: 0 Not Classified: 0 Classified: 4 Disqualified: 0

Fastest Lap N. 22 No. 102 Ryan Hardwick Time 1'43.854 Avg. 170,166 Km/h

USA / NORTH AMERICA PRO

Laps 27 = 132,543 km - Avg 156,391 km/h - Race Time 50'51.040

No.	Driver 1 Entrant	Driver 2 Team	Car	Laps	Time	Gap	Rel.	Fastest Lap
1	101 HINDMAN Trent (USA) 1'42.509 WAYNE TAYLOR RACING	AGOSTINI Riccardo (ITA) Prestige Performance	Lamborghini Huracán	27	50'51.040		27	1'42.030
2	134 MUL Jeroen (NLD) CHANGE RACING	Change Racing	Lamborghini Huracán	27	50'58.141	7.101	7.101	25 1'42.551
3	130 GDOVIC Brandon (USA) CHANGE RACING	DAC Motorsports	Lamborghini Huracán	27	51'02.741	11.701	4.600	27 1'43.019
4	110 BERETTA Michele (ITA) WAYNE TAYLOR RACING	LEGGI Katherine (GBR) 1'43.388 Prestige Performance	Lamborghini Huracán	27	51'03.799	12.759	1.058	27 1'42.434

Starting: 4 Not Started: 0 Retired: 0 Not Classified: 0 Classified: 4 Disqualified: 0

Fastest Lap N. 27 No. 101 Riccardo Agostini Time 1'42.030 Avg. 173,208 Km/h

USA / NORTH AMERICA PRO-AM

Laps 27 = 132,543 km - Avg 155,499 km/h - Race Time 51'08.543

No.	Driver 1 Entrant	Driver 2 Team	Car	Laps	Time	Gap	Rel.	Fastest Lap
1	150 PISCOPO Edoardo (ITA) CHANGE RACING	PROTO Taylor (GBR) 1'44.552 US RaceTronics	Lamborghini Huracán	27	51'08.543		17	1'43.438
2	116 VERSTEEG Austin (USA) CHANGE RACING	Change Racing	Lamborghini Huracán	27	51'09.735	1.192	1.192	17 1'43.730

Starting: 2 Not Started: 0 Retired: 0 Not Classified: 0 Classified: 2 Disqualified: 0

Fastest Lap N. 17 No. 150 Edoardo Piscopo Time 1'43.438 Avg. 170,850 Km/h

Car n. 228 Time Penalty + 0,810 sec - pit stop time infringement

Race Director : Galbiati Daniele

Clerk of the Course : Ghinassi Massimiliano

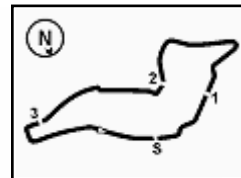
17/11/2017 Start 13:29 End 14:20

The results are provisional until the end of the time limit for protests and appeals and the completion of the technical checks.

Powered by FICR IMOLA - PERUGIA TIMING



6th ROUND



Imola Auto 4.909 m

3 / 3

USA + ASIA - Results by Class Race 2

Humidity	63%	AIR	12°C
Condition	DRY	Temp	15°C

Race Director : Galbiati Daniele

Clerk of the Course : Ghinassi Massimiliano

17/11/2017 Start End
13:29 14:20

The results are provisional until the end of the time limit for protests and appeals and the completion of the technical checks.

Powered by FICR IMOLA - PERUGIA TIMING

