

Imola Auto 4.909 m

1 / 2

## USA + ASIA - Results by Group Race 1

### ASIA

Laps 27 = 132,543 km - Avg 154,063 km/h - Race Time 51'37.136

No.	Driver 1 Entrant	Driver 2 Team	Car	Class	Laps	Time	Gap	Rel.	Fastest Lap
1	<b>211 YAZID Afiq (MAS) 1'42.879</b> CLAZZIO RACING TEAM	<b>COZZOLINO Kei (JPN)</b> Clazzio Racing	Lamborghini Huracán	ASIA-A-P	27	51'37.136		4	<b>1'41.498</b>
2	<b>228 HARYANTO Andrew (INA) 1'43.988</b> X-ONE RACING TEAM	<b>PAVLOVIC Milos (SRB)</b> X-One Racing Team	Lamborghini Huracán	ASIA-A-PA	27	51'40.755	<b>3.619</b>	<b>3.619</b>	26 1'42.412
3	<b>205 BARTHOLOMEW Jack (GBR)</b> FFF RACING TEAM	<b>GODDARD Richard (AUS) 1'43.711</b> FFF Racing Team	Lamborghini Huracán	ASIA-A-P	27	51'48.586	<b>11.450</b>	<b>7.831</b>	3 1'43.604
4	<b>202 GERSEKOWSKI Ben (AUS)</b> LEIPERT MOTORSPORT	<b>COLLINGBOURNE Rory (GBR) 1'44.635</b> Leipert Motorsport	Lamborghini Huracán	ASIA-A-P	27	51'51.387	<b>14.251</b>	<b>2.801</b>	8 1'43.419
5	<b>233 ESKELINEN Mikko (FIN) 1'44.956</b> LEIPERT MOTORSPORT	<b>EBENAL Maxx (CAN)</b> Leipert Motorsport	Lamborghini Huracán	ASIA-A-PA	27	51'51.851	<b>14.715</b>	<b>0.464</b>	16 1'43.890
6	<b>237 BREUKERS Rik (NLD)</b> GDL RACING TEAM	<b>FARMER Nigel (HKG) 1'44.934</b> GDL Racing Team	Lamborghini Huracán	ASIA-A-PA	27	52'21.931	<b>44.795</b>	<b>30.080</b>	26 1'43.014
7	<b>250 SCHREINER Carrie (DEU) 1'44.384</b> FFF RACING TEAM	<b>DI FOLCO Alberto (ITA)</b> FFF Racing Team	Lamborghini Huracán	ASIA-A-PA	27	52'22.732	<b>45.596</b>	<b>0.801</b>	25 1'41.998
8	<b>257 JOSEPHSOHN Andres (ARG)</b> GDL RACING TEAM	GDL Racing Team	Lamborghini Huracán	ASIA-A-AM	26	52'02.230	<b>1 Lap</b>	<b>1 Lap</b>	24 1'45.649
9	<b>266 CHOU George (TPE)</b> TOP SPEED RACING TEAM	<b>CHAN Samson (HKG) 1'49.541</b> Top Speed Racing Team	Lamborghini Huracán	ASIA-A-AM	26	52'03.945	<b>1 Lap</b>	<b>1.715</b>	25 1'45.792
10	<b>277 WEERABORWORNONG Supachai (THA)</b> TOP SPEED RACING TEAM	Siam Gas Racing Team	Lamborghini Huracán	ASIA-A-LC	26	52'08.366	<b>1 Lap</b>	<b>4.421</b>	10 1'46.566
11	<b>288 MURRONI Gabriele (ITA)</b> PETRI CORSE	Petri Corse	Lamborghini Huracán	ASIA-A-LC	26	52'25.698	<b>1 Lap</b>	<b>17.332</b>	23 1'46.874
----- <b>Not Classified</b> -----									
NS	<b>203 JANOSZ Artur (POL)</b> LAZARUS	<b>SOWERY Toby (GBR)</b> Lazarus	Lamborghini Huracán	ASIA-A-P					

Starting: 12 Not Started: 1 Retired: 0 Not Classified: 0 Classified: 11 Disqualified: 0

Fastest Lap N. 4 No. 211 Afiq Yazid Time 1'41.498 Avg. 174,116 Km/h

Race Director : Galbiati Daniele

Clerk of the Course : Ghinassi Massimiliano

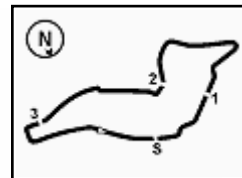
17/11/2017 Start 09:25 End 10:17

The results are provisional until the end of the time limit for protests and appeals and the completion of the technical checks.

Powered by FICR IMOLA - PERUGIA TIMING



# 6<sup>th</sup> ROUND



Imola Auto 4.909 m

2 / 2

## USA + ASIA - Results by Group Race 1

### USA

Laps 27 = 132,543 km - Avg 155,019 km/h - Race Time 51'18.046

No.	Driver 1 Entrant	Driver 2 Team	Car	Class	Laps	Time	Gap	Rel.	Fastest Lap
1	<b>101 HINDMAN Trent (USA) 1'41.740</b> WAYNE TAYLOR RACING	<b>AGOSTINI Riccardo (ITA)</b> Prestige Performance	Lamborghini Huracán	USA-N-P	27	51'18.046		13	<b>1'41.689</b>
2	<b>134 MUL Jeroen (NLD)</b> CHANGE RACING	Change Racing	Lamborghini Huracán	USA-N-P	27	51'20.259	<b>2.213</b>	<b>2.213</b>	24 1'42.031
3P	<b>130 GDOVIC Brandon (USA)</b> CHANGE RACING	DAC Motorsports	Lamborghini Huracán	USA-N-P	27	51'25.749	<b>7.703</b>	<b>5.490</b>	23 1'42.599
4	<b>116 VERSTEEG Austin (USA)</b> CHANGE RACING	Change Racing	Lamborghini Huracán	USA-N-PA	27	51'31.508	<b>13.462</b>	<b>5.759</b>	5 1'43.367
5	<b>150 PISCOPO Edoardo (ITA)</b> CHANGE RACING	<b>PROTO Taylor (GBR) 1'43.487</b> US RaceTronics	Lamborghini Huracán	USA-N-PA	27	51'32.051	<b>14.005</b>	<b>0.543</b>	11 1'42.507
6	<b>155 HARATA Yuki (JPN)</b> XR CONSULTING, LLC	Dream Racing Motorsport	Lamborghini Huracán	USA-N-AM	27	51'35.680	<b>17.634</b>	<b>3.629</b>	7 1'43.287
7	<b>102 HARDWICK Ryan (USA)</b> XR CONSULTING, LLC	Dream Racing Motorsport	Lamborghini Huracán	USA-N-LC	27	51'39.604	<b>21.558</b>	<b>3.924</b>	23 1'43.365
8	<b>110 BERETTA Michele (ITA)</b> WAYNE TAYLOR RACING	<b>LEGGI Katherine (GBR) 1'43.654</b> Prestige Performance	Lamborghini Huracán	USA-N-P	27	51'42.917	<b>24.871</b>	<b>3.313</b>	13 1'42.434
9	<b>118 ANASSIS Emmanuel (CAN)</b> CHANGE RACING	DAC Motorsports	Lamborghini Huracán	USA-N-AM	27	51'50.652	<b>32.606</b>	<b>7.735</b>	4 1'44.307
10	<b>157 CASSELS Cameron (USA)</b> WAYNE TAYLOR RACING	Prestige Performance	Lamborghini Huracán	USA-N-LC	27	52'02.644	<b>44.598</b>	<b>11.992</b>	11 1'45.276
11	<b>178 PEREZ JC (COL)</b> ANTONELLI	Antonelli	Lamborghini Huracán	USA-N-LC	27	52'20.583	<b>1'02.537</b>	<b>17.939</b>	23 1'43.688
12	<b>103 CHOUEST Ross (USA)</b> ANTONELLI	Antonelli	Lamborghini Huracán	USA-N-AM	26	52'00.747	<b>1 Lap</b>	<b>1 Lap</b>	11 1'46.398
13	<b>117 THIENES Brian (USA)</b> CHANGE RACING	US RaceTronics	Lamborghini Huracán	USA-N-AM	22	43'00.467	<b>5 Laps</b>	<b>4 Laps</b>	12 1'44.424
----- <b>Not Classified</b> -----									
RET	<b>111 MONK Sheena (USA)</b> WAYNE TAYLOR RACING	Prestige Performance	Lamborghini Huracán	USA-N-LC	15	29'41.083	<b>12 Laps</b>		10 1'47.766

Starting: 14 Not Started: 0 Retired: 1 Not Classified: 0 Classified: 13 Disqualified: 0

Fastest Lap N. 13 No. 101 Trent Hindman Time 1'41.689 Avg. 173,789 Km/h

Humidity	74%	AIR	8°C
Condition	DRY	Temp	10°C

Race Director : Galbiati Daniele

Clerk of the Course : Ghinassi Massimiliano

17/11/2017 Start 09:25 End 10:17

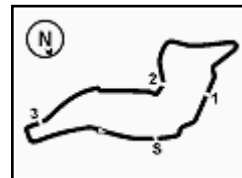
The results are provisional until the end of the time limit for protests and appeals and the completion of the technical checks.

Powered by FICR IMOLA - PERUGIA TIMING





# 6<sup>th</sup> ROUND



Imola Auto 4.909 m

1 / 2

## USA + ASIA - Results by Class Race 1

### ASIA / ASIA AM

Laps 26 = 127,634 km - Avg 147,165 km/h - Race Time 52'02.230

No.	Driver 1 Entrant	Driver 2 Team	Car	Laps	Time	Gap	Rel.	Fastest Lap
1	<b>257 JOSEPHSOHN Andres (ARG)</b> GDL RACING TEAM	GDL Racing Team	Lamborghini Huracán	26	52'02.230		24	<b>1'45.649</b>
2	<b>266 CHOU George (TPE)</b> TOP SPEED RACING TEAM	<b>CHAN Samson (HKG) 1'49.541</b> Top Speed Racing Team	Lamborghini Huracán	26	52'03.945	<b>1.715</b>	<b>1.715</b>	25 1'45.792

Starting: 2 Not Started: 0 Retired: 0 Not Classified: 0 Classified: 2 Disqualified: 0

Fastest Lap N. 24 No. 257 Andres Josephsohn Time 1'45.649 Avg. 167,275 Km/h

### ASIA / ASIA LB CUP

Laps 26 = 127,634 km - Avg 146,876 km/h - Race Time 52'08.366

No.	Driver 1 Entrant	Driver 2 Team	Car	Laps	Time	Gap	Rel.	Fastest Lap
1	<b>277 WEERABORWORNONG Supachai (THA)</b> TOP SPEED RACING TEAM	Siam Gas Racing Team	Lamborghini Huracán	26	52'08.366		10	<b>1'46.566</b>
2	<b>288 MURRONI Gabriele (ITA)</b> PETRI CORSE	Petri Corse	Lamborghini Huracán	26	52'25.698	<b>17.332</b>	<b>17.332</b>	23 1'46.874

Starting: 2 Not Started: 0 Retired: 0 Not Classified: 0 Classified: 2 Disqualified: 0

Fastest Lap N. 10 No. 277 Supachai Weeraborwornong Time 1'46.566 Avg. 165,835 Km/h

### ASIA / ASIA PRO

Laps 27 = 132,543 km - Avg 154,063 km/h - Race Time 51'37.136

No.	Driver 1 Entrant	Driver 2 Team	Car	Laps	Time	Gap	Rel.	Fastest Lap
1	<b>211 YAZID Afiq (MAS) 1'42.879</b> CLAZZIO RACING TEAM	<b>COZZOLINO Kei (JPN)</b> Clazzio Racing	Lamborghini Huracán	27	51'37.136		4	<b>1'41.498</b>
2	<b>205 BARTHOLOMEW Jack (GBR)</b> FFF RACING TEAM	<b>GODDARD Richard (AUS) 1'43.711</b> FFF Racing Team	Lamborghini Huracán	27	51'48.586	<b>11.450</b>	<b>11.450</b>	3 1'43.604
3	<b>202 GERSEKOWSKI Ben (AUS)</b> LEIPERT MOTORSPORT	<b>COLLINGBOURNE Rory (GBR) 1'44.635</b> Leipert Motorsport	Lamborghini Huracán	27	51'51.387	<b>14.251</b>	<b>2.801</b>	8 1'43.419
----- Not Classified -----								
NS	<b>203 JANOSZ Artur (POL)</b> LAZARUS	<b>SOWERY Toby (GBR)</b> Lazarus	Lamborghini Huracán					

Starting: 4 Not Started: 1 Retired: 0 Not Classified: 0 Classified: 3 Disqualified: 0

Fastest Lap N. 4 No. 211 Afiq Yazid Time 1'41.498 Avg. 174,116 Km/h

### ASIA / ASIA PRO-AM

Laps 27 = 132,543 km - Avg 153,883 km/h - Race Time 51'40.755

No.	Driver 1 Entrant	Driver 2 Team	Car	Laps	Time	Gap	Rel.	Fastest Lap
1	<b>228 HARYANTO Andrew (INA) 1'43.988</b> X-ONE RACING TEAM	<b>PAVLOVIC Milos (SRB)</b> X-One Racing Team	Lamborghini Huracán	27	51'40.755		26	1'42.412
2	<b>233 ESKELINEN Mikko (FIN) 1'44.956</b> LEIPERT MOTORSPORT	<b>EBENAL Maxx (CAN)</b> Leipert Motorsport	Lamborghini Huracán	27	51'51.851	<b>11.096</b>	<b>11.096</b>	16 1'43.890
3	<b>237 BREUKERS Rik (NLD)</b> GDL RACING TEAM	<b>FARMER Nigel (HKG) 1'44.934</b> GDL Racing Team	Lamborghini Huracán	27	52'21.931	<b>41.176</b>	<b>30.080</b>	26 1'43.014
4	<b>250 SCHREINER Carrie (DEU) 1'44.384</b> FFF RACING TEAM	<b>DI FOLCO Alberto (ITA)</b> FFF Racing Team	Lamborghini Huracán	27	52'22.732	<b>41.977</b>	<b>0.801</b>	25 <b>1'41.998</b>

Starting: 4 Not Started: 0 Retired: 0 Not Classified: 0 Classified: 4 Disqualified: 0

Fastest Lap N. 25 No. 250 Alberto Di Folco Time 1'41.998 Avg. 173,262 Km/h

Race Director : Galbiati Daniele

Clerk of the Course : Ghinassi Massimiliano

17/11/2017 Start 09:25 End 10:17

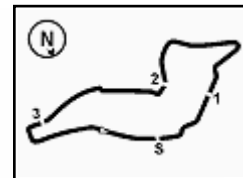
The results are provisional until the end of the time limit for protests and appeals and the completion of the technical checks.

Powered by FICR IMOLA - PERUGIA TIMING





# 6<sup>th</sup> ROUND



## USA + ASIA - Results by Class Race 1

Imola Auto 4.909 m  
2 / 2

### USA / NORTH AMERICA AM

Laps 27 = 132,543 km - Avg 154,136 km/h - Race Time 51'35.680

No.	Driver 1 Entrant	Driver 2 Team	Car	Laps	Time	Gap	Rel.	Fastest Lap
1	<b>155 HARATA Yuki (JPN)</b> XR CONSULTING, LLC	Dream Racing Motorsport	Lamborghini Huracán	27	51'35.680		7	<b>1'43.287</b>
2	<b>118 ANASSIS Emmanuel (CAN)</b> CHANGE RACING	DAC Motorsports	Lamborghini Huracán	27	51'50.652	<b>14.972</b>	<b>14.972</b>	4 1'44.307
3	<b>103 CHOUET Ross (USA)</b> ANTONELLI	Antonelli	Lamborghini Huracán	26	52'00.747	<b>1 Lap</b>	<b>1 Lap</b>	11 1'46.398
4	<b>117 THIENES Brian (USA)</b> CHANGE RACING	US RaceTronics	Lamborghini Huracán	22	43'00.467	<b>5 Laps</b>	<b>4 Laps</b>	12 1'44.424

Starting: 4 Not Started: 0 Retired: 0 Not Classified: 0 Classified: 4 Disqualified: 0

Fastest Lap N. 7 No. 155 Yuki Harata Time 1'43.287 Avg. 171,100 Km/h

### USA / NORTH AMERICA LB CUP

Laps 27 = 132,543 km - Avg 153,941 km/h - Race Time 51'39.604

No.	Driver 1 Entrant	Driver 2 Team	Car	Laps	Time	Gap	Rel.	Fastest Lap
1	<b>102 HARDWICK Ryan (USA)</b> XR CONSULTING, LLC	Dream Racing Motorsport	Lamborghini Huracán	27	51'39.604		23	<b>1'43.365</b>
2	<b>157 CASSELS Cameron (USA)</b> WAYNE TAYLOR RACING	Prestige Performance	Lamborghini Huracán	27	52'02.644	<b>23.040</b>	<b>23.040</b>	11 1'45.276
3	<b>178 PEREZ JC (COL)</b> ANTONELLI	Antonelli	Lamborghini Huracán	27	52'20.583	<b>40.979</b>	<b>17.939</b>	23 1'43.688
----- Not Classified -----								
RET	<b>111 MONK Sheena (USA)</b> WAYNE TAYLOR RACING	Prestige Performance	Lamborghini Huracán	15	29'41.083	<b>12 Laps</b>	10	1'47.766

Starting: 4 Not Started: 0 Retired: 1 Not Classified: 0 Classified: 3 Disqualified: 0

Fastest Lap N. 23 No. 102 Ryan Hardwick Time 1'43.365 Avg. 170,971 Km/h

### USA / NORTH AMERICA PRO

Laps 27 = 132,543 km - Avg 155,019 km/h - Race Time 51'18.046

No.	Driver 1 Entrant	Driver 2 Team	Car	Laps	Time	Gap	Rel.	Fastest Lap
1	<b>101 HINDMAN Trent (USA) 1'41.740</b> WAYNE TAYLOR RACING	<b>AGOSTINI Riccardo (ITA)</b> Prestige Performance	Lamborghini Huracán	27	51'18.046		13	<b>1'41.689</b>
2	<b>134 MUL Jeroen (NLD)</b> CHANGE RACING	Change Racing	Lamborghini Huracán	27	51'20.259	<b>2.213</b>	<b>2.213</b>	24 1'42.031
3P	<b>130 GDOVIC Brandon (USA)</b> CHANGE RACING	DAC Motorsports	Lamborghini Huracán	27	51'25.749	<b>7.703</b>	<b>5.490</b>	23 1'42.599
4	<b>110 BERETTA Michele (ITA)</b> WAYNE TAYLOR RACING	<b>LEGGI Katherine (GBR) 1'43.654</b> Prestige Performance	Lamborghini Huracán	27	51'42.917	<b>24.871</b>	<b>17.168</b>	13 1'42.434

Starting: 4 Not Started: 0 Retired: 0 Not Classified: 0 Classified: 4 Disqualified: 0

Fastest Lap N. 13 No. 101 Trent Hindman Time 1'41.689 Avg. 173,789 Km/h

### USA / NORTH AMERICA PRO-AM

Laps 27 = 132,543 km - Avg 154,344 km/h - Race Time 51'31.508

No.	Driver 1 Entrant	Driver 2 Team	Car	Laps	Time	Gap	Rel.	Fastest Lap
1	<b>116 VERSTEEG Austin (USA)</b> CHANGE RACING	Change Racing	Lamborghini Huracán	27	51'31.508		5	1'43.367
2	<b>150 PISCOPO Edoardo (ITA)</b> CHANGE RACING	<b>PROTO Taylor (GBR) 1'43.487</b> US RaceTronics	Lamborghini Huracán	27	51'32.051	<b>0.543</b>	<b>0.543</b>	11 1'42.507

Starting: 2 Not Started: 0 Retired: 0 Not Classified: 0 Classified: 2 Disqualified: 0

Fastest Lap N. 11 No. 150 Taylor Proto Time 1'42.507 Avg. 172,402 Km/h

Humidity	74%	AIR	8°C
Condition	DRY	Temp	10°C

Race Director : Galbiati Daniele

Clerk of the Course : Ghinassi Massimiliano

17/11/2017 Start 09:25 End 10:17

The results are provisional until the end of the time limit for protests and appeals and the completion of the technical checks.

Powered by FICR IMOLA - PERUGIA TIMING

