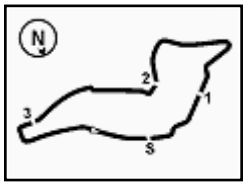

USA + ASIA - Analysis Free Practice 2

Imola Auto 4.909 m

101 Wayne Taylor Racing (1'41.725)

Lap	Seg.1	Seg.2	Seg.3	Seg.4	Lap Time	km/h	Local Time
			Riccardo Agostini				
							10:50'42.168
1	38.255	53.786	35.090	20.812	2'27.943P	117,4	10:53'10.111
2	22.868	35.196	29.797	18.401	1'46.262	270,7	10:54'56.373
3	22.909	34.993	30.685	18.268	1'46.855	263,4	10:56'43.228
4	22.041	36.785	29.680	18.140	1'46.646	**275,5**	10:58'29.874
5	21.633	33.495	**28.819**	17.971	1'41.918	274,1	11:00'11.792
6	21.492	33.449	28.833	17.951	**1'41.725**	273,4	11:01'53.517
7	21.416	33.488	29.255	18.489	1'42.648	273,4	11:03'36.165
8	21.468	33.589	28.851	6'07.095	7'31.003P	272,0	11:11'07.168
9	25.289	35.006	29.172	18.118	1'47.585P	193,2	11:12'54.753
10	21.582	47.517	39.502	36.270	2'24.871	272,7	11:15'19.624
11	1'04.151	54.298	55.749	3'58.508	6'52.706P	70,5	11:22'12.330
12	24.807	35.512	31.524	18.807	1'50.650P	191,5	11:24'02.980
13	21.600	33.436	28.871	**17.891**	1'41.798	272,0	11:25'44.778
14	**21.370**	33.314	36.045	18.455	1'49.184	**275,5**	11:27'33.962
			Trent Hindman				
15	21.511	**33.282**	28.880	2'49.923	4'13.596P	**275,5**	11:31'47.558
16	24.398	34.794	30.109	18.399	1'47.700P	188,8	11:33'35.258
17	26.763	1'01.018	53.703	8'32.134	10'53.618P	272,0	11:44'28.876
18	26.629	34.612	37.158	43.702	2'22.101P	182,1	11:46'50.977
19	1'09.308	43.912	30.166	18.256	2'41.642	60,7	11:49'32.619
20	22.094	33.586	29.344	18.360	1'43.384	273,4	11:51'16.003

102 XR Consulting, LLC (1'44.478)

Lap	Seg.1	Seg.2	Seg.3	Seg.4	Lap Time	km/h	Local Time
			Ryan Hardwick				
							10:50'31.946
1	40.062	1'00.160	51.937	23.535	2'55.694P	96,5	10:53'27.640
2	25.631	38.764	32.024	19.472	1'55.891	229,8	10:55'23.531
3	23.439	36.671	30.782	18.946	1'49.838	271,4	10:57'13.369
4	24.684	37.912	31.927	20.088	1'54.611	256,5	10:59'07.980
5	22.812	35.218	30.124	18.452	1'46.606	270,0	11:00'54.586
6	22.414	34.730	29.907	18.251	1'45.302	270,0	11:02'39.888
7	22.344	**34.233**	29.705	**18.196**	**1'44.478**	270,7	11:04'24.366
8	**22.137**	34.910	30.703	3'51.855	5'19.605P	**272,7**	11:09'43.971
9	25.879	39.279	32.088	18.573	1'55.819P	159,3	11:11'39.790
10	22.369	34.297	**29.583**	18.241	1'44.490	270,0	11:13'24.280
11	22.513	35.416	33.127	33.594	2'04.650	271,4	11:15'28.930
12	59.725	1'10.076	56.534	6'33.907	9'40.242P	80,3	11:25'09.172
13	30.929	38.855	31.895	19.447	2'01.126P	131,1	11:27'10.298
14	22.572	35.036	29.986	18.466	1'46.060	270,7	11:28'56.358
15	22.396	36.150	29.948	18.403	1'46.897	272,0	11:30'43.255
16	22.142	34.546	31.257	12'22.505	13'50.450P	272,0	11:44'33.705
17	28.013	37.513	42.635	39.320	2'27.481P	161,7	11:47'01.186
18	1'03.289	42.610	30.677	19.025	2'35.601	66,8	11:49'36.787
19	24.300	34.895	29.739	20.132	1'49.066	268,7	11:51'25.853

103 Antonelli (1'46.737)

Lap	Seg.1	Seg.2	Seg.3	Seg.4	Lap Time	km/h	Local Time
			Ross Chouest				
							10:51'28.017
1	32.522	42.276	34.688	20.241	2'09.727P	137,6	10:53'37.744
2	23.852	37.579	31.576	19.573	1'52.580	270,0	10:55'30.324
3	24.967	38.239	30.861	19.115	1'53.182	234,3	10:57'23.506
4	23.490	36.282	30.271	18.851	1'48.894	265,4	10:59'12.400
5	23.060	35.362	30.483	18.874	1'47.779	274,1	11:01'00.179
6	22.637	35.587	31.109	18.928	1'48.261	273,4	11:02'48.440
7	23.827	35.799	30.775	18.881	1'49.282	273,4	11:04'37.722
8	**22.552**	35.672	30.335	18.812	1'47.371	273,4	11:06'25.093
9	22.920	**35.119**	**30.014**	**18.684**	**1'46.737**	267,3	11:08'11.830
10	22.585	36.129	30.493	18.686	1'47.893	**274,8**	11:09'59.723
11	22.623	35.511	30.599	3'14.650	4'43.383P	274,1	11:14'43.106
12	28.635	1'09.071	58.975	4'48.519	7'25.200P	168,2	11:22'08.306
13	29.611	36.883	32.404	19.259	1'58.157P	176,5	11:24'06.463
14	22.784	35.240	33.126	18.935	1'50.085	274,1	11:25'56.548
15	23.574	35.447	30.500	19.450	1'48.971	252,3	11:27'45.519
16	22.935	37.484	30.414	3'01.961	4'32.794P	273,4	11:32'18.313
17	28.777	41.532	34.567	10'03.098	11'47.974P	167,4	11:44'06.287
18	30.423	39.354	32.630	36.321	2'18.728P	151,7	11:46'25.015
19	56.872	1'03.241	32.485	19.471	2'52.069	76,8	11:49'17.084
20	23.764	36.665	30.310	19.599	1'50.338	269,3	11:51'07.422

110 Wayne Taylor Racing (1'43.589)

Lap	Seg.1	Seg.2	Seg.3	Seg.4	Lap Time	km/h	Local Time
			Michele Beretta				
							10:50'43.464
1	38.033	54.277	35.652	20.652	2'28.614P	125,3	10:53'12.078
2	24.286	37.067	31.147	19.456	1'51.956	243,8	10:55'04.034
3	23.130	38.187	34.806	19.137	1'55.260	274,1	10:56'59.294
4	24.866	36.484	32.088	19.336	1'52.774	269,3	10:58'52.068
5	22.812	34.383	29.963	18.421	1'45.579	269,3	11:00'37.647
6	22.286	34.888	30.603	18.868	1'46.645	276,9	11:02'24.292
7	22.537	34.383	29.980	18.516	1'45.416	272,7	11:04'09.708
8	22.081	34.418	30.369	18.575	1'45.443	274,8	11:05'55.151
9	22.248	**33.917**	29.896	18.403	1'44.464	274,8	11:07'39.615
10	22.163	34.063	**29.377**	18.290	1'43.893	274,1	11:09'23.508
11	22.081	33.964	34.833	19.211	1'50.089	274,8	11:11'13.597
12	21.985	33.998	29.391	**18.215**	**1'43.589**	275,5	11:12'57.186
			Katherine Legge				
13	**21.834**	34.045	37.780	9'11.265	10'44.924P	276,2	11:23'42.110
14	29.868	37.447	31.206	19.510	1'58.031P	170,1	11:25'40.141
15	24.171	34.860	30.422	19.410	1'48.863	261,5	11:27'29.004
16	22.775	35.444	29.980	19.120	1'47.319	270,7	11:29'16.323
17	22.698	35.250	29.855	18.515	1'46.318	**277,6**	11:31'02.641
18	22.759	34.856	31.643	19.111	1'48.369	276,9	11:32'51.010
19	22.420	44.222	35.257	9'36.863	11'18.762P	276,9	11:44'09.772
20	27.247	37.421	31.035	33.988	2'09.691P	178,2	11:46'19.463
21	55.597	1'06.053	31.497	19.121	2'52.268	82,9	11:49'11.731
22	22.321	34.469	29.521	18.491	1'44.802	274,1	11:50'56.533

111 Wayne Taylor Racing (1'51.343)

Lap	Seg.1	Seg.2	Seg.3	Seg.4	Lap Time	km/h	Local Time
			Sheena Monk				
							10:50'53.309
1	42.017	51.261	39.504	23.320	2'36.102P	76,8	10:53'29.411
2	26.516	39.765	33.534	20.640	2'00.455	206,9	10:55'29.866
3	25.126	40.968	33.355	19.463	1'58.912	226,4	10:57'28.778
4	24.420	37.997	32.051	20.162	1'54.630	251,7	10:59'23.408
5	24.160	38.231	32.176	20.464	1'55.031	260,9	11:01'18.439
6	24.373	37.158	31.793	19.347	1'52.671	246,6	11:03'11.110
7	24.460	36.996	32.799	19.515	1'53.770	252,9	11:05'04.880
8	**23.572**	**36.780**	**31.651**	19.340	**1'51.343**	**268,0**	11:06'56.223
9	24.596	37.191	32.708	5'00.985	6'35.480P	232,8	11:13'31.703
10	36.867	48.181	1'05.411	45.499	3'15.958CP	118,7	11:16'47.661
11	1'00.656	1'19.572	1'08.044	3'22.047	6'50.319P	77,2	11:23'37.980
12	35.291	46.922	41.728	22.152	2'26.093P	99,1	11:26'04.073
13	29.312	43.197	34.570	20.582	2'07.661	184,6	11:28'11.734
14	25.083	43.987	33.244	19.924	2'02.238	227,8	11:30'13.972
15	24.938	37.881	32.322	**19.303**	1'54.444	232,8	11:32'08.416
16	25.609	38.487	32.978	11'24.478	13'01.552P	214,7	11:45'09.968
17	41.404	1'20.515	1'09.291	23.781	3'34.991P	156,3	11:48'44.959
18	26.640	39.387	32.625	19.696	1'58.348	196,7	11:50'43.307

16/11/2017 **P = Pits In/Out - C = Lap-Time Cancelled**

PERTAMINA

PIRELLI

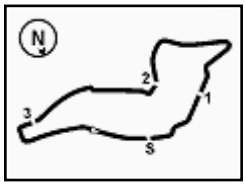

USA + ASIA - Analysis Free Practice 2

Imola Auto 4.909 m

116 Change Racing (1'44.339)

Austin Versteeg

Lap	Seg.1	Seg.2	Seg.3	Seg.4	Lap Time	km/h	Local Time
							11:33'29.200
1	36.921	58.576	54.299	8'19.311	10'49.107P	151,5	11:44'18.307
2	26.549	36.234	30.876	36.299	2'09.958P	183,4	11:46'28.265
3	55.758	1'02.746	31.725	18.804	2'49.033	78,2	11:49'17.298
4	**22.788**	**34.118**	**29.376**	**18.057**	**1'44.339**	**269,3**	11:51'01.637

117 Change Racing (1'44.714)

Brian Thienes

Lap	Seg.1	Seg.2	Seg.3	Seg.4	Lap Time	km/h	Local Time
							10:50'24.716
1	29.294	44.844	36.688	20.058	2'10.884P	168,0	10:52'35.600
2	25.300	37.063	30.894	18.525	1'51.782	241,1	10:54'27.382
3	23.071	35.041	30.753	18.604	1'47.469	273,4	10:56'14.851
4	22.294	34.521	29.901	18.484	1'45.200	**274,8**	10:58'00.051
5	22.484	34.551	29.830	18.577	1'45.442	274,1	10:59'45.493
6	22.249	34.743	30.004	**18.316**	1'45.312	270,7	11:01'30.805
7	22.388	34.691	29.758	18.537	1'45.374	270,7	11:03'16.179
8	22.170	34.594	31.446	18.751	1'46.961	271,4	11:05'03.140
9	22.384	34.174	29.776	18.380	**1'44.714**	271,4	11:06'47.854
10	22.551	35.083	34.647	18.928	1'51.209	271,4	11:08'39.063
11	22.141	34.516	**29.649**	2'32.257	3'58.563P	272,7	11:12'37.626
12	30.717	42.967	38.810	29.615	2'22.109P	164,6	11:14'59.735
13	55.507	1'16.416	59.933	3'58.638	7'10.494P	80,8	11:22'10.229
14	26.487	37.025	31.129	18.726	1'53.367P	187,2	11:24'03.596
15	22.440	36.155	31.500	18.606	1'48.701	273,4	11:25'52.297
16	22.236	34.230	36.020	2'35.811	4'08.297P	**274,8**	11:30'00.594
17	28.027	38.552	35.023	12'33.386	14'14.988P	175,3	11:44'15.582
18	31.016	39.557	35.130	40.664	2'26.367P	131,5	11:46'41.949
19	1'08.466	48.833	30.607	18.872	2'46.778		11:49'28.727
20	**21.998**	**34.137**	30.364	18.647	1'45.146	273,4	11:51'13.873

118 Change Racing (1'44.788)

Emmanuel Anassis

Lap	Seg.1	Seg.2	Seg.3	Seg.4	Lap Time	km/h	Local Time
							10:50'21.585
1	31.692	45.031	36.733	20.323	2'13.779P	147,3	10:52'35.364
2	26.585	38.970	37.292	19.565	2'02.412	220,4	10:54'37.776
3	22.913	35.014	30.573	18.541	1'47.041	274,1	10:56'24.817
4	22.312	35.497	30.817	18.712	1'47.338	**274,8**	10:58'12.155
5	22.371	35.160	30.443	18.767	1'46.741	272,7	10:59'58.896
6	22.093	34.954	29.949	18.572	1'45.568	272,0	11:01'44.464
7	22.218	34.480	29.821	4'31.362	5'57.881P	272,7	11:07'42.345
8	29.471	39.895	32.442	19.707	2'01.515P	156,3	11:09'43.860
9	23.602	35.301	30.067	18.426	1'47.396	260,2	11:11'31.256
10	22.116	**34.312**	29.957	18.403	**1'44.788**	270,7	11:13'16.044
11	**22.035**	36.221	32.264	8'52.750	10'23.270P	271,4	11:23'39.314
12	25.704	36.323	30.257	18.409	1'50.693P	161,9	11:25'30.007
13	22.126	34.500	29.802	18.663	1'45.091	270,0	11:27'15.098
14	22.490	34.595	**29.712**	18.452	1'45.249	273,4	11:29'00.347
15	22.304	34.989	30.128	18.599	1'46.020	272,0	11:30'46.367
16	31.912	41.565	31.716	18.662	2'03.855	176,5	11:32'50.222
17	22.153	35.044	31.417	10'02.683	11'31.297P	272,7	11:44'21.519
18	25.397	36.623	30.600	36.580	2'09.200P	187,2	11:46'30.719
19	56.217	1'06.278	30.232	18.577	2'51.304	79,3	11:49'22.023
20	22.184	35.093	29.978	**18.379**	1'45.634	274,1	11:51'07.657

130 Change Racing (1'44.175)

Brandon Gdovic

Lap	Seg.1	Seg.2	Seg.3	Seg.4	Lap Time	km/h	Local Time
							10:51'15.806
1	29.939	40.004	33.360	19.701	2'03.004P	163,6	10:53'18.810
2	23.490	35.750	30.194	18.304	1'47.738	266,0	10:55'06.548
3	22.030	35.290	**29.632**	**18.158**	1'45.110	269,3	10:56'51.658
4	21.939	34.684	29.880	18.699	1'45.202	270,0	10:58'36.860
5	**21.870**	**33.906**	30.184	18.215	**1'44.175**	268,0	11:00'21.035
6	21.901	34.203	29.935	4'20.249	5'46.288P	268,0	11:06'07.323
7	24.165	35.548	30.380	3'14.113	4'44.206P	185,6	11:10'51.529
8	23.513	34.225	33.741	18.280	1'49.759P	188,5	11:12'41.288
9	23.233	34.860	35.720	18.633	1'52.446	266,0	11:14'33.734
10	21.949	51.870	1'00.231	14'07.546	16'21.596P	268,0	11:30'55.330
11	26.424	37.088	30.177	18.413	1'52.102P	141,5	11:32'47.432
12	22.011	33.914	32.589	10'04.537	11'33.051P	267,3	11:44'20.483
13	25.928	35.957	30.050	37.226	2'09.161P	187,8	11:46'29.644
14	55.970	1'06.831	29.946	18.218	2'50.965	80,3	11:49'20.609
15	21.947	35.358	29.936	18.368	1'45.609	**272,7**	11:51'06.218

134 Change Racing

Jeroen Mul

Lap	Seg.1	Seg.2	Seg.3	Seg.4	Lap Time	km/h	Local Time
							11:33'22.395
1	37.580	1'01.507	53.973	8'17.967	10'51.027P	**152,3**	11:44'13.422

150 Change Racing (1'42.433)

Taylor Proto

Lap	Seg.1	Seg.2	Seg.3	Seg.4	Lap Time	km/h	Local Time
							10:50'28.247
1	31.336	40.691	35.988	20.289	2'08.304P	139,5	10:52'36.551
2	26.681	38.062	33.923	19.140	1'57.806	199,3	10:54'34.357
3	22.823	34.928	30.968	18.871	1'47.590	268,7	10:56'21.947
4	22.739	35.752	29.799	18.173	1'46.463	255,3	10:58'08.410
5	22.055	35.252	29.874	18.090	1'45.271	**276,2**	10:59'53.681
6	21.942	34.272	31.785	18.454	1'46.453	274,1	11:01'40.134
7	22.179	34.423	30.117	18.381	1'45.100	271,4	11:03'25.234
8	22.081	34.314	29.818	18.192	1'44.405	271,4	11:05'09.639
9	21.972	34.287	31.435	18.809	1'46.503	271,4	11:06'56.142
10	22.143	34.353	29.499	18.361	1'44.356	270,7	11:08'40.498
			Edoardo Piscopo				
11	21.827	34.226	29.591	3'08.049	4'33.693P	274,8	11:13'14.191
12	31.186	38.376	45.620	36.890	2'32.072P	134,3	11:15'46.263
13	54.933	1'05.339	58.135	3'29.942	6'28.349P	81,3	11:22'14.612
14	25.284	35.664	30.373	18.473	1'49.794P	189,5	11:24'04.406
15	22.312	34.352	31.763	18.253	1'46.680	274,1	11:25'51.086
16	21.851	33.625	29.430	18.297	1'43.203	272,0	11:27'34.289
17	21.738	**33.406**	**29.094**	18.195	**1'42.433**	271,4	11:29'16.722
18	22.417	34.579	37.376	**18.066**	1'52.438	268,0	11:31'09.160
19	21.682	35.275	36.339	19.213	1'52.509	274,8	11:33'01.669
			Taylor Proto				
20	**21.548**	34.811	45.245	9'33.753	11'15.357P	273,4	11:44'17.026
21	25.952	35.276	33.487	40.336	2'15.051P	148,4	11:46'32.077
22	1'10.936	53.329	31.461	19.004	2'54.730		11:49'26.807
23	22.098	34.133	29.613	18.290	1'44.134	272,7	11:51'10.941

155 XR Consulting, LLC (1'43.803)

Yuki Harata

Lap	Seg.1	Seg.2	Seg.3	Seg.4	Lap Time	km/h	Local Time
							10:50'11.371
1	32.915	44.546	37.183	20.973	2'15.617P	132,5	10:52'26.988
2	23.837	36.241	31.206	19.253	1'50.537	257,1	10:54'17.525
3	23.036	34.757	30.332	18.594	1'46.719	257,1	10:56'04.244
4	22.231	33.874	29.712	**18.297**	1'44.114	270,0	10:57'48.358
5	21.731	**33.785**	29.974	18.419	1'43.909	270,0	10:59'32.267
6	**21.721**	33.974	30.300	19.176	1'45.171	268,7	11:01'17.438
7	22.264	34.722	30.712	4'10.005	5'37.703P	267,3	11:06'55.141
8	27.746	35.922	30.853	18.373	1'52.894P	118,7	11:08'48.035

16/11/2017 **P = Pits In/Out - C = Lap-Time Cancelled**

PERTAMINA
PIRELLI

USA + ASIA - Analysis Free Practice 2

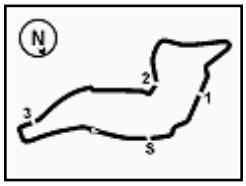

Imola Auto 4.909 m

9	21.835	33.883	**29.584**	18.501	**1'43.803**	**270,7**	11:10'31.838
10	21.911	34.336	30.032	18.418	1'44.697	269,3	11:12'16.535
11	21.862	33.911	2'25.375	10'14.071	13'35.219P	269,3	11:25'51.754
12	32.090	42.955	35.275	21.190	2'11.510P	155,4	11:28'03.264
13	23.587	37.687	31.517	18.928	1'51.719	266,0	11:29'54.983
14	22.776	35.012	30.498	18.655	1'46.941	269,3	11:31'41.924
15	21.999	33.849	29.687	18.312	1'43.847	269,3	11:33'25.771
16	29.481	1'05.618	51.229	8'43.637	11'09.965P	260,2	11:44'35.736

157 Wayne Taylor Racing (1'46.462)

Cameron Cassels

10:50'38.905

Lap	Seg.1	Seg.2	Seg.3	Seg.4	Lap Time	km/h	Local Time
1	33.950	45.136	37.009	20.865	2'16.960P	131,5	10:52'55.865
2	24.762	36.924	31.158	19.303	1'52.147	250,0	10:54'48.012
3	23.559	36.099	31.546	19.182	1'50.386	272,0	10:56'38.398
4	24.965	38.127	31.272	19.136	1'53.500	238,4	10:58'31.898
5	23.142	37.013	31.653	2'37.062	4'08.870P	273,4	11:02'40.768
6	32.579	41.294	35.853	20.446	2'10.172P	148,1	11:04'50.940
7	24.587	36.890	30.544	19.630	1'51.651	241,6	11:06'42.591
8	23.239	35.455	30.719	18.792	1'48.205	270,0	11:08'30.796
9	22.878	34.936	30.343	18.674	1'46.831	272,7	11:10'17.627
10	22.529	34.872	**30.256**	18.805	**1'46.462**	270,7	11:12'04.089
11	22.710	**34.845**	30.376	18.704	1'46.635	271,4	11:13'50.724
12	**22.422**	35.872	46.424	38.737	2'23.455	272,7	11:16'14.179
13	55.718	1'09.597	1'01.804	2'56.241	6'03.360P	79,8	11:22'17.539
14	27.565	36.468	30.708	18.793	1'53.534P	175,6	11:24'11.073
15	22.690	34.917	30.338	**18.539**	1'46.484	272,7	11:25'57.557
16	24.055	34.878	30.390	19.288	1'48.611	259,0	11:27'46.168
17	22.580	1'37.419	32.431	3'19.356	5'51.786P	**274,1**	11:33'37.954
18	34.513	54.167	54.802	8'26.055	10'49.537P	173,6	11:44'27.491
19	29.935	37.438	45.795	37.290	2'30.458P	158,8	11:46'57.949
20	1'04.017	44.607	30.858	18.905	2'38.387	68,1	11:49'36.336
21	22.945	34.989	30.578	18.820	1'47.332	272,7	11:51'23.668

178 Antonelli (1'44.328)

JC Perez

10:50'45.898

Lap	Seg.1	Seg.2	Seg.3	Seg.4	Lap Time	km/h	Local Time
1	34.543	45.061	36.033	20.752	2'16.389P	93,8	10:53'02.287
2	24.945	37.461	31.937	19.472	1'53.815	228,3	10:54'56.102
3	22.825	35.098	32.523	18.752	1'49.198	270,7	10:56'45.300
4	22.588	35.549	30.239	18.809	1'47.185	**274,1**	10:58'32.485
5	22.662	35.745	29.936	18.459	1'46.802	**274,1**	11:00'19.287
6	22.428	34.715	30.102	18.452	1'45.697	270,7	11:02'04.984
7	22.171	34.587	29.977	18.865	1'45.600	270,7	11:03'50.584
8	**22.017**	34.347	**29.636**	18.528	1'44.528	270,7	11:05'35.112
9	22.234	36.034	29.838	18.801	1'46.907	270,7	11:07'22.019
10	22.058	**34.309**	29.744	18.217	**1'44.328**	270,7	11:09'06.347
11	22.758	37.659	32.355	3'26.606	4'59.378P	271,4	11:14'05.725
12	26.826	45.650	1'01.164	6'25.109	8'38.749P	176,5	11:22'44.474
13	27.691	38.096	31.549	19.470	1'56.806P	172,5	11:24'41.280
14	22.342	34.907	30.596	2'38.618	4'06.463P	270,0	11:28'47.743
15	30.636	43.572	34.596	21.415	2'10.219P	153,8	11:30'57.962
16	28.780	39.020	42.431	22.950	2'13.181	204,5	11:33'11.143
17	22.444	37.465	42.409	9'31.655	11'13.973P	272,0	11:44'25.116
18	31.894	47.392	51.406	37.571	2'48.263P	139,7	11:47'13.379
19	55.829	46.275	32.294	19.220	2'33.618	79,6	11:49'46.997
20	22.516	34.316	29.802	**18.169**	1'44.803	270,7	11:51'31.800

202 Leipert Motorsport (1'44.455)

Rory Collingbourne

10:50'15.857

Lap	Seg.1	Seg.2	Seg.3	Seg.4	Lap Time	km/h	Local Time
1	33.256	45.695	37.221	21.767	2'17.939P	112,3	10:52'33.796
2	25.925	40.071	39.536	20.394	2'05.926	216,0	10:54'39.722
3	24.231	37.826	31.523	19.123	1'52.703	258,4	10:56'32.425
4	58.086	40.343	38.807	2'15.582	4'32.818P	**274,1**	11:01'05.243
5	25.410	36.447	33.150	18.791	1'53.798P	187,5	11:02'59.041
6	22.749	35.022	30.813	18.601	1'47.185	272,0	11:04'46.226
7	22.278	34.390	30.534	18.493	1'45.695	273,4	11:06'31.921
8	22.170	34.924	30.688	18.468	1'46.250	272,7	11:08'18.171
9	**22.045**	34.663	30.228	18.321	1'45.257	**274,1**	11:10'03.428
10	22.521	34.297	31.882	18.784	1'47.484	273,4	11:11'50.912
11	22.123	**34.172**	**29.905**	**18.255**	**1'44.455**	273,4	11:13'35.367

203 Lazarus (1'42.909)

Toby Sowery

10:50'56.419

Lap	Seg.1	Seg.2	Seg.3	Seg.4	Lap Time	km/h	Local Time
1	34.466	49.716	37.860	22.550	2'24.592P	119,3	10:53'21.011
2	23.412	35.540	30.508	18.639	1'48.099	248,8	10:55'09.110
3	22.128	34.431	29.618	18.080	1'44.257	273,4	10:56'53.367
4	22.361	33.979	29.938	18.901	1'45.179	273,4	10:58'38.546
5	22.073	33.861	29.669	19.059	1'44.662	273,4	11:00'23.208
			Artur Janosz				
6	21.662	34.138	29.990	7'00.100	8'25.890P	**274,1**	11:08'49.098
7	28.239	53.845	35.055	2'03.756	4'00.895P	136,4	11:12'49.993
8	24.846	35.223	32.542	19.744	1'52.355P	189,5	11:14'42.348
9	36.647	1'07.601	59.619	5'25.654	8'09.521P	200,0	11:22'51.869
			Toby Sowery				
10	32.169	42.187	32.839	19.913	2'07.108P	150,4	11:24'58.977
11	22.903	34.521	38.940	18.612	1'54.976	269,3	11:26'53.953
12	21.978	**33.520**	**29.416**	**17.995**	**1'42.909**	270,0	11:28'36.862
13	21.676	33.633	31.372	23.207	1'49.888	271,4	11:30'26.750
			Artur Janosz				
14	**21.569**	34.940	32.241	12'15.388	13'44.138P	272,0	11:44'10.888
15	26.483	37.535	31.037	36.355	2'11.410P	187,8	11:46'22.298
16	55.369	1'03.892	30.836	18.497	2'48.594	79,6	11:49'10.892
17	21.973	34.065	29.503	18.064	1'43.605	272,0	11:50'54.497

205 FFF Racing Team (1'43.263)

Richard Goddard

10:50'19.453

Lap	Seg.1	Seg.2	Seg.3	Seg.4	Lap Time	km/h	Local Time
1	32.735	45.465	36.679	21.366	2'16.245P	153,2	10:52'35.698
2	26.548	40.568	34.686	19.733	2'01.535	207,7	10:54'37.233
3	22.491	34.744	30.017	18.353	1'45.605	273,4	10:56'22.838
4	22.346	34.446	29.755	18.422	1'44.969	274,8	10:58'07.807
5	22.011	33.896	29.698	18.198	1'43.803	274,8	10:59'51.610
6	21.935	**33.690**	**29.508**	**18.130**	**1'43.263**	274,8	11:01'34.873
			Jack Bartholomew				
7	22.113	35.693	30.803	2'35.664	4'04.273P	273,4	11:05'39.146
8	25.247	35.864	30.414	18.750	1'50.275P	189,8	11:07'29.421
9	22.193	34.334	29.737	18.356	1'44.620	272,7	11:09'14.041
10	22.100	33.920	30.033	18.948	1'45.001	273,4	11:10'59.042
11	**21.822**	34.436	30.375	22.085	1'48.718	**275,5**	11:12'47.760
12	22.196	34.551	32.427	18.613	1'47.787	272,7	11:14'35.547
13	22.695	1'06.411	1'00.882	5'27.249	7'57.237P	274,8	11:22'32.784
14	25.548	34.983	29.979	18.534	1'49.044P	186,9	11:24'21.828
15	21.957	34.078	29.829	18.190	1'44.054	274,8	11:26'05.882
16	22.808	36.950	33.473	18.469	1'51.700	254,7	11:27'57.582
17	21.840	33.773	34.098	3'48.067	5'17.778P	273,4	11:33'15.360
18	38.283	1'06.445	50.199	8'21.903	10'56.830P	147,7	11:44'12.190
19	27.591	37.996	32.408	37.260	2'15.255P	170,3	11:46'27.445
20	55.514	1'04.906	32.858	18.780	2'52.058	80,7	11:49'19.503

16/11/2017 **P = Pits In/Out - C = Lap-Time Cancelled**

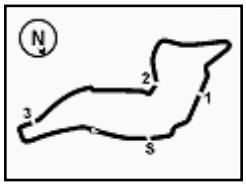

USA + ASIA - Analysis Free Practice 2

Imola Auto 4.909 m

211 Clazzio Racing Team (1'42.475)

Lap	Seg.1	Seg.2	Seg.3	Seg.4	Lap Time	km/h	Local Time
			Afiq Yazid				
							10:50'09.767
1	33.485	43.883	35.876	20.162	2'13.406P	119,2	10:52'23.173
2	24.748	36.386	30.678	19.080	1'50.892	244,3	10:54'14.065
3	22.825	34.678	29.748	18.199	1'45.450	269,3	10:55'59.515
4	21.956	33.755	29.336	18.115	1'43.162	**273,4**	10:57'42.677
5	21.741	33.856	29.903	18.383	1'43.883	272,0	10:59'26.560
6	21.879	36.204	30.303	18.331	1'46.717	**273,4**	11:01'13.277
7	21.950	33.731	29.582	18.229	1'43.492	271,4	11:02'56.769
8	21.813	36.043	34.218	4'41.303	6'13.377P	272,0	11:09'10.146
9	33.551	34.812	29.840	18.358	1'56.561P	93,3	11:11'06.707
10	21.763	33.597	29.393	**18.052**	1'42.805	270,7	11:12'49.512
11	22.349	34.097	32.019	18.374	1'46.839	271,4	11:14'36.351
12	22.402	1'07.949	1'00.444	5'35.685	8'06.480P	270,0	11:22'42.831
13	26.219	36.007	30.260	18.234	1'50.720P	172,5	11:24'33.551
14	21.761	33.421	29.210	18.083	**1'42.475**	270,0	11:26'16.026
			Kei Cozzolino				
15	**21.664**	35.038	30.612	3'06.932	4'34.246P	270,0	11:30'50.272
16	29.555	39.234	34.266	19.841	2'02.896P	141,4	11:32'53.168
17	25.390	37.618	35.002	9'36.265	11'14.275P	244,9	11:44'07.443
18	28.170	35.067	29.597	20.381	1'53.215P	150,2	11:46'00.658
19	54.985	1'08.776	36.092	18.388	2'58.241	80,3	11:48'58.899
20	22.215	**33.403**	**29.133**	18.057	1'42.808	268,0	11:50'41.707

228 X-One Racing Team (1'42.130)

Lap	Seg.1	Seg.2	Seg.3	Seg.4	Lap Time	km/h	Local Time
			Milos Pavlovic				
							10:51'00.743
1	33.915	44.228	36.840	20.478	2'15.461P	140,1	10:53'16.204
2	24.886	38.244	32.380	18.885	1'54.395	231,3	10:55'10.599
3	22.900	34.700	29.766	18.432	1'45.798	273,4	10:56'56.397
4	22.426	33.982	29.250	19.299	1'44.957	**274,1**	10:58'41.354
5	22.348	33.762	31.606	19.158	1'46.874	273,4	11:00'28.228
6	21.675	33.505	29.188	18.230	1'42.598	272,0	11:02'10.826
7	21.671	**33.426**	**28.956**	**18.077**	**1'42.130**	272,0	11:03'52.956
			Andrew Haryanto				
8	**21.669**	33.752	29.609	4'42.719	6'07.749P	272,0	11:10'00.705
9	25.992	36.105	31.664	18.953	1'52.714P	182,7	11:11'53.419
10	22.936	36.655	30.606	18.596	1'48.793	271,4	11:13'42.212
11	23.113	35.122	38.356	8'25.042	10'01.633P	**274,1**	11:23'43.845
12	28.662	37.833	31.055	18.754	1'56.304P	180,9	11:25'40.149
13	22.706	34.974	30.614	19.826	1'48.120	270,0	11:27'28.269
14	22.548	34.118	29.456	19.046	1'45.168	270,7	11:29'13.437
15	22.226	34.597	29.894	18.484	1'45.201	272,7	11:30'58.638
16	23.588	37.218	36.670	19.203	1'56.679	247,1	11:32'55.317
17	22.586	35.422	34.671	12'02.922	13'35.601P	273,4	11:46'30.918
18	46.100	1'06.602	34.882	20.650	2'48.234P	80,2	11:49'19.152
19	22.420	35.098	30.075	18.427	1'46.020	272,0	11:51'05.172

233 Leipert Motorsport (1'44.510)

Lap	Seg.1	Seg.2	Seg.3	Seg.4	Lap Time	km/h	Local Time
			Mikko Eskelinen				
							10:50'06.711
1	34.245	45.385	38.381	20.876	2'18.887P	142,3	10:52'25.598
2	25.581	39.057	31.961	19.357	1'55.956	250,0	10:54'21.554
3	23.807	37.096	30.952	18.872	1'50.727	264,7	10:56'12.281
4	22.904	35.568	30.358	18.730	1'47.560	274,8	10:57'59.841
5	23.651	35.554	30.315	18.504	1'48.024	249,4	10:59'47.865
6	22.779	35.120	29.840	18.452	1'46.191	274,8	11:01'34.056
7	22.391	35.034	30.193	2'30.663	3'58.281P	274,8	11:05'32.337
8	24.029	37.949	32.865	18.742	1'53.585P	191,5	11:07'25.922
9	22.801	34.922	30.423	18.425	1'46.571	274,1	11:09'12.493
10	22.411	34.632	30.033	18.603	1'45.679	274,8	11:10'58.172
11	22.266	**34.484**	29.816	18.510	1'45.076	274,8	11:12'43.248
			Maxx Ebenal				
12	23.820	35.803	33.375	8'10.897	9'43.895P	276,2	11:22'27.143
13	25.666	37.072	30.564	18.513	1'51.815P	185,9	11:24'18.958
14	22.540	35.228	29.946	18.262	1'45.976	276,2	11:26'04.934
15	23.288	34.972	29.893	**18.151**	1'46.304	230,8	11:27'51.238
16	22.230	34.878	**29.611**	18.416	1'45.135	**278,4**	11:29'36.373
17	**21.960**	34.596	29.747	18.207	**1'44.510**	276,9	11:31'20.883
18	22.042	34.490	30.239	18.492	1'45.263	276,2	11:33'06.146
19	21.974	38.631	42.761	9'48.045	11'31.411P	**278,4**	11:44'37.557

237 GDL Racing Team (1'45.137)

Lap	Seg.1	Seg.2	Seg.3	Seg.4	Lap Time	km/h	Local Time
			Nigel Farmer				
							10:50'18.040
1	32.542	45.955	36.742	21.242	2'16.481P	149,8	10:52'34.521
2	26.210	39.754	32.252	19.277	1'57.493	212,6	10:54'32.014
3	23.395	36.281	30.889	18.962	1'49.527	260,2	10:56'21.541
4	22.650	38.065	35.016	19.241	1'54.972	274,8	10:58'16.513
5	22.807	35.196	30.333	18.649	1'46.985	**275,5**	11:00'03.498
6	22.592	35.182	30.316	18.925	1'47.015	271,4	11:01'50.513
7	22.243	34.780	30.006	19.340	1'46.369	273,4	11:03'36.882
8	22.516	34.916	30.405	18.850	1'46.687	274,8	11:05'23.569
9	22.349	34.980	30.513	2'06.801	3'34.643P	272,7	11:08'58.212
10	25.352	37.345	30.828	18.697	1'52.222P	186,9	11:10'50.434
11	**22.203**	**34.579**	**29.877**	**18.478**	**1'45.137**	271,4	11:12'35.571
12	22.399	34.778	34.271	19.373	1'50.821	266,7	11:14'26.392
			Rik Breukers				
13	22.301	50.210	57.356	5'44.617	7'54.484P	272,7	11:22'20.876
14	26.259	36.069	30.758	18.689	1'51.775P	154,5	11:24'12.651
15	22.417	34.840	30.653	18.585	1'46.495	274,8	11:25'59.146

250 FFF Racing Team (1'43.400)

Lap	Seg.1	Seg.2	Seg.3	Seg.4	Lap Time	km/h	Local Time
			Carrie Schreiner				
							10:51'42.465
1	41.303	49.425	40.626	23.073	2'34.427P	92,2	10:54'16.892
2	27.757	39.692	32.955	18.979	1'59.383	224,1	10:56'16.275
3	23.545	36.278	30.576	18.772	1'49.171	265,4	10:58'05.446
4	23.163	37.588	30.559	18.429	1'49.739	273,4	10:59'55.185
5	22.899	34.944	30.109	18.589	1'46.541	272,0	11:01'41.726
6	22.869	34.762	30.101	18.501	1'46.233	272,0	11:03'27.959
7	22.537	34.465	29.923	18.602	1'45.527	274,1	11:05'13.486
8	22.343	34.396	29.810	18.452	1'45.001	274,8	11:06'58.487
9	22.737	35.366	30.212	18.482	1'46.797	259,6	11:08'45.284
10	22.300	34.383	29.959	18.300	1'44.942	274,8	11:10'30.226
			Alberto Di Folco				
11	24.627	36.590	32.094	3'12.645	4'45.956P	273,4	11:15'16.182
12	52.740	1'05.687	58.333	3'58.250	6'55.010P	80,5	11:22'11.192
13	24.221	34.159	29.801	18.224	1'46.405P	191,2	11:23'57.597
14	21.814	34.587	**28.948**	**18.051**	**1'43.400**	278,4	11:25'40.997
15	22.802	34.491	29.829	19.703	1'46.825	281,3	11:27'27.822
16	**21.719**	33.816	29.884	22.049	1'47.468	279,1	11:29'15.290
17	21.728	**33.772**	29.760	13'23.372	14'48.632P	**282,7**	11:44'03.922
18	32.133	38.016	33.642	36.326	2'20.117P	154,5	11:46'24.039
19	56.546	1'02.323	33.364	19.376	2'51.609	72,6	11:49'15.648
20	22.406	34.234	29.071	18.124	1'43.835	279,8	11:50'59.483

257 GDL Racing Team (1'46.148)

Lap	Seg.1	Seg.2	Seg.3	Seg.4	Lap Time	km/h	Local Time
			Andres Josephsohn				
							10:50'12.728

16/11/2017 **P = Pits In/Out - C = Lap-Time Cancelled**

PERTAMINA
PIRELLI

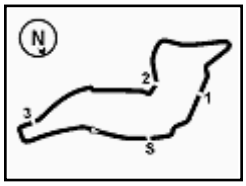

USA + ASIA - Analysis Free Practice 2

Imola Auto 4.909 m

1	32.600	45.154	38.484	21.445	2'17.683P	125,9	10:52'30.411
2	25.532	38.178	32.855	19.883	1'56.448	224,1	10:54'26.859
3	23.281	39.178	40.088	19.791	2'02.338	271,4	10:56'29.197
4	23.028	35.978	31.417	19.176	1'49.599	273,4	10:58'18.796
5	22.607	35.285	30.570	18.842	1'47.304	**274,8**	11:00'06.100
6	23.710	42.988	42.567	4'24.595	6'13.860P	**274,8**	11:06'19.960
7	31.566	41.536	35.573	19.746	2'08.421P	99,9	11:08'28.381
8	22.822	35.290	35.361	20.014	1'53.487	269,3	11:10'21.868
9	22.723	**34.965**	30.574	18.674	1'46.936	271,4	11:12'08.804
10	22.324	35.009	**30.400**	**18.415**	**1'46.148**	272,7	11:13'54.952
11	**22.283**	41.249	1'05.163	8'49.829	10'58.524P	274,1	11:24'53.476
12	32.609	44.434	37.348	25.097	2'19.488P	123,6	11:27'12.964
13	26.843	38.769	32.133	19.204	1'56.949	233,8	11:29'09.913
14	22.630	35.209	30.466	18.821	1'47.126	271,4	11:30'57.039
15	22.418	49.038	34.910	19.860	2'06.226	272,0	11:33'03.265

263 Top Speed Racing Team (1'41.775)

Lap	Seg.1	Seg.2	Seg.3	Seg.4	Lap Time	km/h	Local Time
			Dennis Lind				
							10:50'04.483
1	32.346	42.489	39.246	19.241	2'13.322P	131,4	10:52'17.805
2	22.767	34.016	29.731	18.123	1'44.637	268,0	10:54'02.442
3	21.870	33.393	**28.654**	17.907	1'41.824	272,7	10:55'44.266
4	21.692	33.211	28.988	**17.884**	**1'41.775**	274,8	10:57'26.041
5	**21.511**	34.132	29.502	5'47.143	7'12.288P	**275,5**	11:04'38.329
6	22.906	33.753	28.768	18.216	1'43.643P	193,2	11:06'21.972
7	21.879	**33.209**	29.358	18.001	1'42.447	270,0	11:08'04.419
			Andrea Amici				
8	21.610	52.998	33.358	2'01.163	3'49.129P	272,7	11:11'53.548
9	23.830	34.863	29.727	18.278	1'46.698P	191,5	11:13'40.246
10	22.545	33.920	34.833	37.994	2'09.292	272,0	11:15'49.538
11	55.050	1'02.757	58.226	9'15.328	12'11.361P	80,3	11:28'00.899
12	24.158	34.932	30.029	18.322	1'47.441P	189,8	11:29'48.340
13	21.932	33.898	29.105	18.286	1'43.221	270,7	11:31'31.561
14	21.619	33.295	29.030	17.963	1'41.907	272,0	11:33'13.468

266 Top Speed Racing Team (1'46.084)

Lap	Seg.1	Seg.2	Seg.3	Seg.4	Lap Time	km/h	Local Time
			George Chou				
							10:50'40.921
1	31.543	43.328	35.338	20.630	2'10.839P	147,1	10:52'51.760
2	24.405	36.823	31.371	19.408	1'52.007	264,7	10:54'43.767
3	23.687	36.307	30.700	19.182	1'49.876	260,2	10:56'33.643
4	29.316	41.822	32.335	20.442	2'03.915	270,0	10:58'37.558
5	23.081	36.463	33.487	20.301	1'53.332	271,4	11:00'30.890
6	22.546	35.628	30.556	19.051	1'47.781	270,7	11:02'18.671
7	23.146	35.789	30.445	19.113	1'48.493	268,7	11:04'07.164
8	22.793	35.448	30.616	19.003	1'47.860	270,0	11:05'55.024
9	23.237	37.086	31.107	18.924	1'50.354	269,3	11:07'45.378
10	22.613	34.835	**30.052**	**18.584**	**1'46.084**	270,7	11:09'31.462
11	22.727	34.877	30.375	18.858	1'46.837	271,4	11:11'18.299
12	22.598	35.238	30.298	18.993	1'47.127	**272,7**	11:13'05.426
13	**22.535**	**34.727**	31.441	8'06.727	9'35.430P	**272,7**	11:22'40.856
14	30.534	40.259	32.972	19.678	2'03.443P	164,1	11:24'44.299
			Samson Chan				
15	24.449	37.850	32.218	19.235	1'53.752	265,4	11:26'38.051
16	23.864	37.217	31.987	19.247	1'52.315	270,0	11:28'30.366
17	23.523	37.128	31.798	19.252	1'51.701	271,4	11:30'22.067
18	23.792	37.213	33.420	19.355	1'53.780	271,4	11:32'15.847
19	23.479	36.553	31.999	10'52.491	12'24.522P	268,7	11:44'40.369
20	28.117	45.306	1'00.706	37.852	2'51.981P	184,3	11:47'32.350
21	49.648	38.318	32.002	19.358	2'19.326	80,4	11:49'51.676
22	23.905	36.426	31.425	19.249	1'51.005	271,4	11:51'42.681

277 Top Speed Racing Team (1'47.284)

Lap	Seg.1	Seg.2	Seg.3	Seg.4	Lap Time	km/h	Local Time
			Supachai Weeraborwornpong				
							10:50'35.623
1	34.271	43.241	34.065	20.487	2'12.064P	103,4	10:52'47.687
2	24.821	38.163	32.738	21.059	1'56.781	251,7	10:54'44.468
3	25.046	37.655	40.970	19.981	2'03.652	238,9	10:56'48.120
4	23.645	39.661	33.171	20.034	1'56.511	267,3	10:58'44.631
5	23.761	37.300	30.887	19.056	1'51.004	271,4	11:00'35.635
6	23.464	38.713	34.504	19.677	1'56.358	268,7	11:02'31.993
7	23.595	36.063	30.926	19.351	1'49.935	268,0	11:04'21.928
8	23.057	36.039	30.470	19.023	1'48.589	270,7	11:06'10.517
9	25.011	39.915	32.442	18.901	1'56.269	240,5	11:08'06.786
10	22.952	35.798	30.360	18.789	1'47.899	272,0	11:09'54.685
11	22.871	35.655	30.607	**18.739**	1'47.872	270,7	11:11'42.557
12	**22.713**	35.649	30.159	19.039	1'47.560	271,4	11:13'30.117
13	22.859	35.444	30.470	34.973	2'03.746	**272,7**	11:15'33.863
14	1'00.855	1'06.291	57.565	4'09.549	7'14.260P	73,0	11:22'48.123
15	27.675	38.034	31.746	19.710	1'57.165P	173,4	11:24'45.288
16	23.844	40.316	33.713	19.537	1'57.410	**272,7**	11:26'42.698
17	23.056	35.881	39.055	19.784	1'57.776	272,0	11:28'40.474
18	22.807	35.769	30.203	19.873	1'48.652	272,0	11:30'29.126
19	22.811	**35.306**	**29.953**	19.214	**1'47.284**	**272,7**	11:32'16.410
20	26.570	40.302	35.769	10'43.563	12'26.204P	205,3	11:44'42.614
21	30.241	38.931	1'06.061	39.871	2'55.104P	162,9	11:47'37.718

288 Petri Corse (1'49.939)

Lap	Seg.1	Seg.2	Seg.3	Seg.4	Lap Time	km/h	Local Time
			Gabriele Murroni				
							10:50'14.257
1	34.107	48.836	42.182	22.685	2'27.810P	122,2	10:52'42.067
2	26.828	40.770	33.153	20.293	2'01.044	221,8	10:54'43.111
3	24.201	39.347	32.012	19.546	1'55.106	257,8	10:56'38.217
4	25.728	42.016	33.106	20.447	2'01.297	262,8	10:58'39.514
5	25.126	37.174	31.975	19.567	1'53.842	260,2	11:00'33.356
6	23.818	36.527	**31.041**	19.469	1'50.855	**264,7**	11:02'24.211
7	23.802	36.469	31.815	**19.366**	1'51.452	247,1	11:04'15.663
8	**23.231**	**36.156**	31.115	19.437	**1'49.939**	262,1	11:06'05.602
9	23.493	36.178	31.620	19.529	1'50.820	259,0	11:07'56.422
10	24.714	37.248	32.660	3'14.413	4'49.035P	247,1	11:12'45.457
11	27.636	39.537	40.068	24.507	2'11.748P	175,0	11:14'57.205

16/11/2017 **P = Pits In/Out - C = Lap-Time Cancelled**

PERTAMINA
PIRELLI